

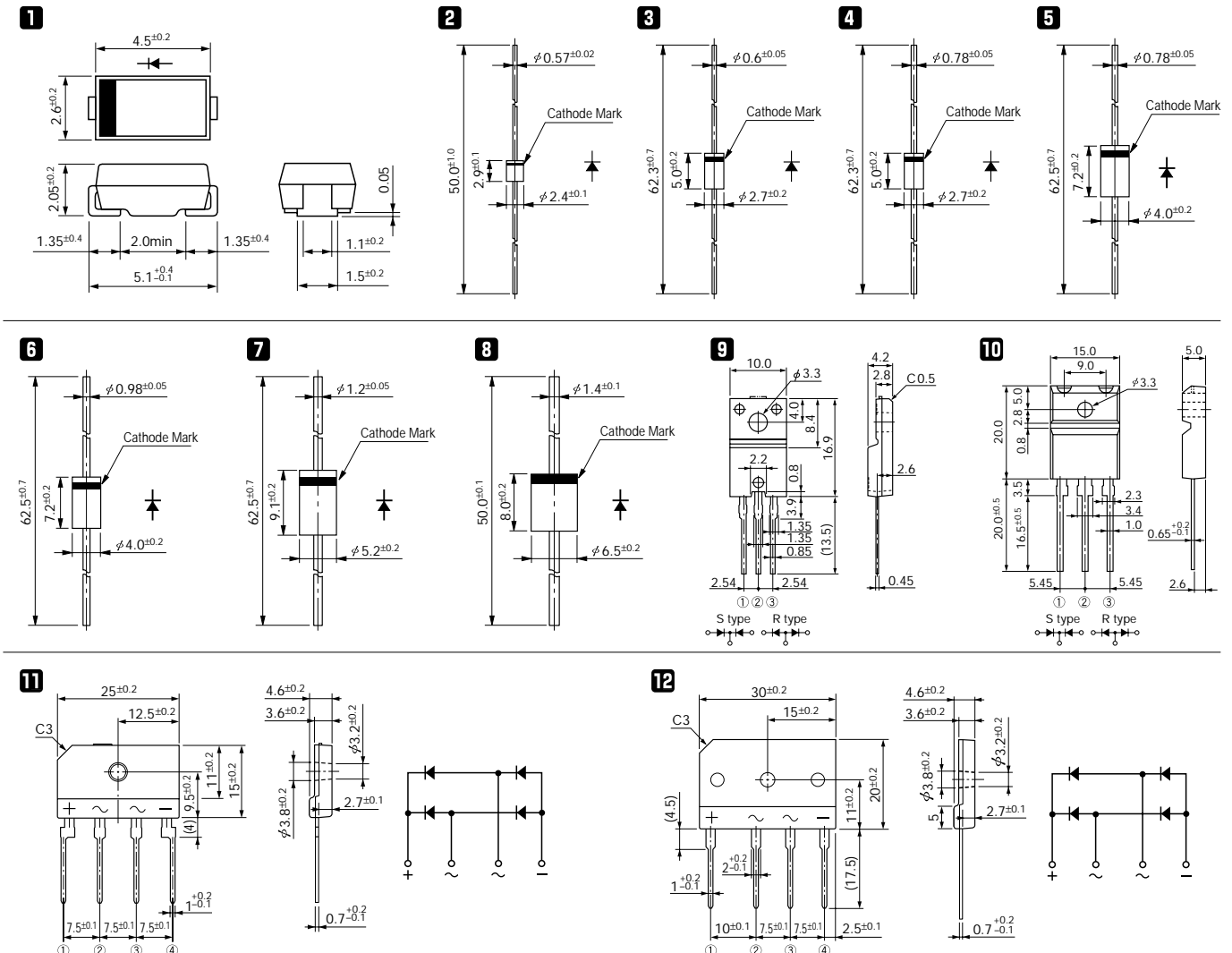
Rectifier Diodes

400V

V _{RM} (V)	Package	Part Number	I _F (A) () is with Heatsink	I _{FSM} (A) 50Hz Half-cycle Sinewave Single Shot	T _J (°C)	T _{stg} (°C)	V _F (V) max	I _F (A)	I _R (μA) V _R = V _{RM} max	I _R (H) (μA) V _R = V _{RM} max	T _a (°C)	R _{th(j-l)} R _{th(j-c)} (°C/W)	Mass (g)	Fig. No.	Page where characteristic curve is shown	
400	Surface Mount	SFPM-54	0.9	30	-40 to +150		1.0	1.0	10	50	100	20	0.072	1	48	
		SFPM-64	1.0	45	-40 to +150		0.98	1.0	10	50	100	20	0.072			
		SFPM-74	1.0	50	-40 to +150		1.0	1.0	10	50	150	20	0.072			54
	Axial	AM01	1.0	35	-40 to +150		0.98	1.0	10	50	100	22	0.13	2	48	
		EM01	1.0	45	-40 to +150		0.97	1.0	10	50	100	20	0.2	3		
		EM 1	1.0	45	-40 to +150		0.97	1.0	10	50	100	17	0.3	4		
		RM 1	1.0	50	-40 to +150		0.95	1.0	5	50	100	15	0.4	5	49	
		EM 2	1.2	80	-40 to +150		0.92	1.2	10	50	100	17	0.3	4		
		RM 10	1.2	150	-40 to +150		0.91	1.5	10	50	100	15	0.4	5		
		RM 2	1.2	100	-40 to +150		0.91	1.5	10	50	100	12	0.6	6	50	
		RO 2	1.2	80	-40 to +150		0.92	1.5	10	50	100	12	0.61			
		RM 3	2.5	150	-40 to +150		0.95	2.5	10	100	150	10	1.0	7		
	RM 4	1.7 (3.0)	200	-40 to +150		0.95	3.0	10	50	100	8	1.2	8			
	Center-tap	FMM-24S, R	10	100	-40 to +150		1.1	5.0	10	100	100	4.0	2.1	9	50	
FMM-34S, R		20	120	-40 to +150		1.1	10	10	100	100	2.0	5.5	10	51		
Bridge	RBV-404	4.0	80	-40 to +150		1.1	2.0	10	100	100	5.0	4.05	11	51		
	RBV-604	6.0	150	-40 to +150		1.05	3.0	10	100	100	3.0	6.45	12	52		

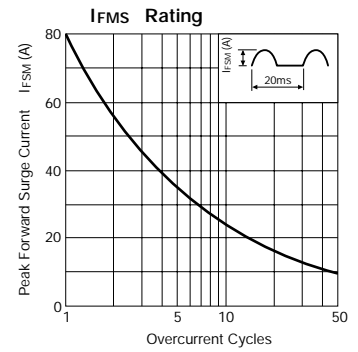
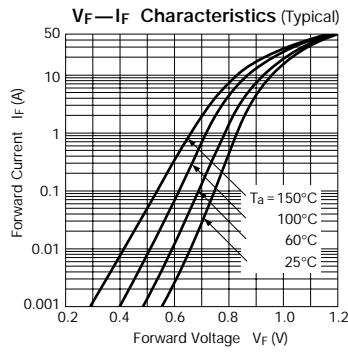
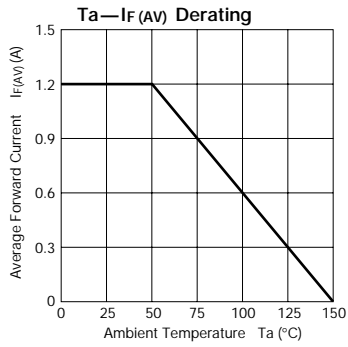
External Dimensions

Flammability: UL94V-0 or Equivalent (Unit: mm)

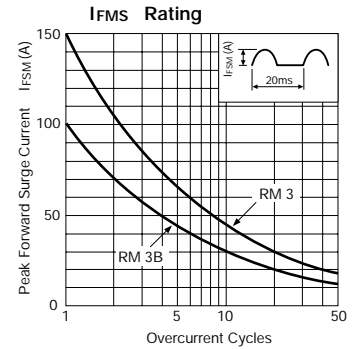
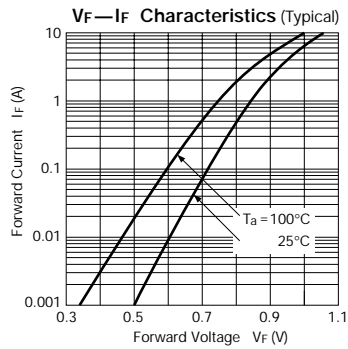
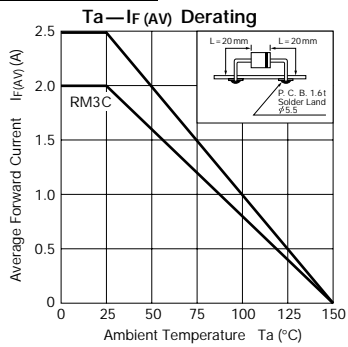


Characteristic Curves Rectifier Diodes

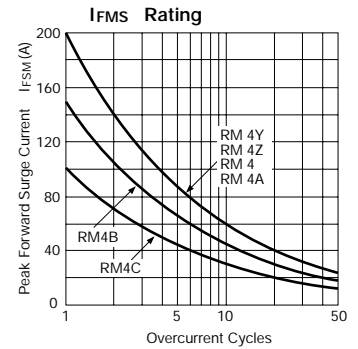
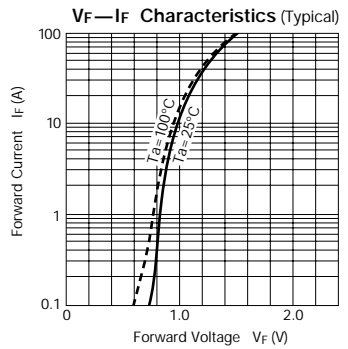
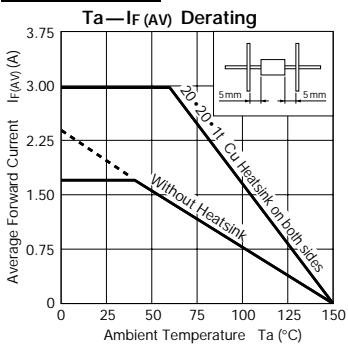
RO 2 series



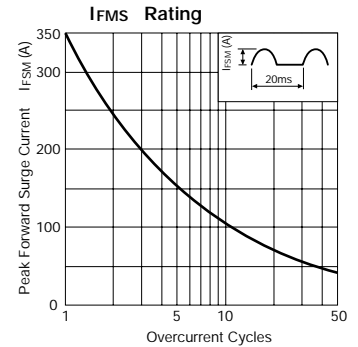
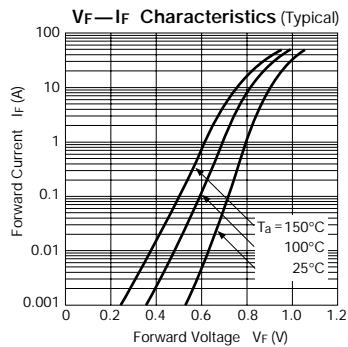
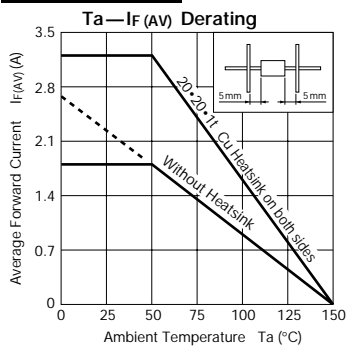
RM 3 series



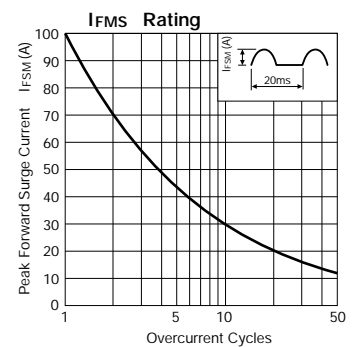
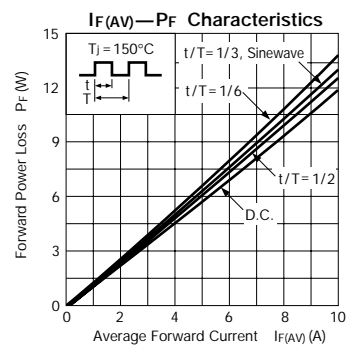
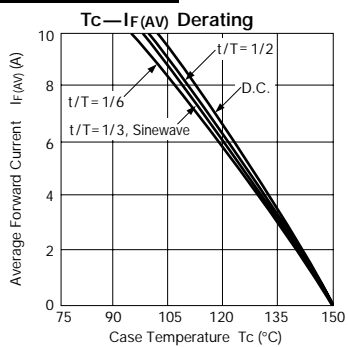
RM 4 series



RM 4M series



FMM-2 series



This datasheet has been download from:

www.datasheetcatalog.com

Datasheets for electronics components.