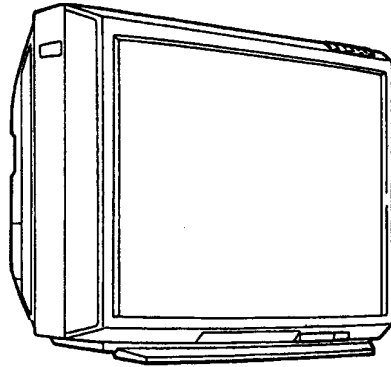


KV-K29CF1

RM-845P

SERVICE MANUAL

PX Model
Chassis No. SCC-G98A-A



G3F CHASSIS

MODELS OF THE SAME SERIES	
KV-K29CF1	KV-K21MF1/K25MF1
KV-K29MF1	KV-K25MF1J/KV-K29MF1J
KV-K25SN21/K29SN21	

SPECIFICATIONS

Power requirements 110-240 V AC, 50/60Hz
 Power consumption 171 W
 Television system B/G, I, D/K, M
 Color system PAL, PAL 60, SECAM, NTSC 4.43, NTSC 3.58
 Channel coverage B/G
 VHF: E2 to E12/UHF: E21 to E69/
 CATV: S01 to S03, S1 to S41
 I
 UHF: B21 to B68/
 CATV: S01 to S03, S1 to S41
 D/K
 VHF: R1 to R12/UHF: R21 to R60/
 CATV: S01 to S03, S1 to S41
 M
 VHF: A2 to A13/UHF: A14 to A79/
 CATV: A-8 to E, G to W+25, W+27 to W+84
 Antenna 75-ohm external antenna terminal
 for VHF/UHF

Audio output (speaker) 13W×2
 Number of terminal Video Input: 3 Output: 1
 Audio Input: 3 Output: 1
 S1-Video Input: 2
 Y: 1 Vp-p, 75 ohms, unbalanced,
 sync negative
 G: 0.286 Vp-p, 75 ohms
 Picture tube Super Trinitron
 Tube size 29-inch measured diagonally
 Screen size 68-cm measured diagonally
 Dimensions (W/H/D) 694×578×527 mm
 Weight 50 kg
 Supplied accessories Remote Commander RM-845P (1)
 Size AA (R6) battery (1)
 U/V mixer
 Optional accessories TV stand SU-K1G
 Magic Commander RM-829, RM-848

Design and specifications are subject to change without notice.

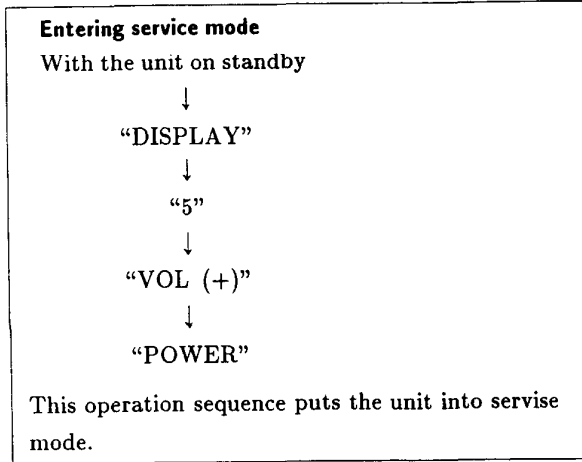


TRINITRON® COLOR TV
SONY®

SECTION 5 CIRCUIT ADJUSTMENTS

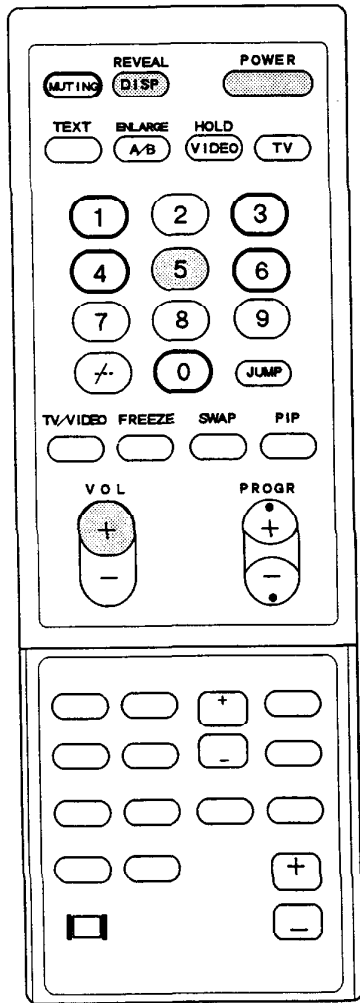
5-1. ADJUSTMENTS WITH COMMANDER

Service adjustments are made with the RM-845 that comes with this unit.



"1", "4"	Raise/lower the service item number
"3", "6"	Raise/lower the data
"MUTE"	Writes
"0"	Executes the writing

- "7", "0" The data all becomes the values in memory
- "8", "0" User control all goes to the standard state
- "5", "0" Service data initialization (Be sure not to use usually.)
- "2", "0" Write 50Hz adjustment data to 60Hz, or in opposition. (Be sure not to use usually.)



RM-845 P

The screen display is :

