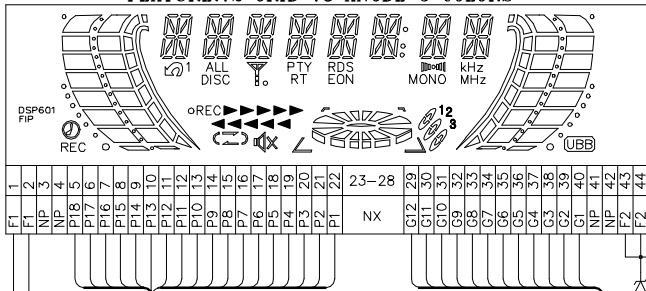


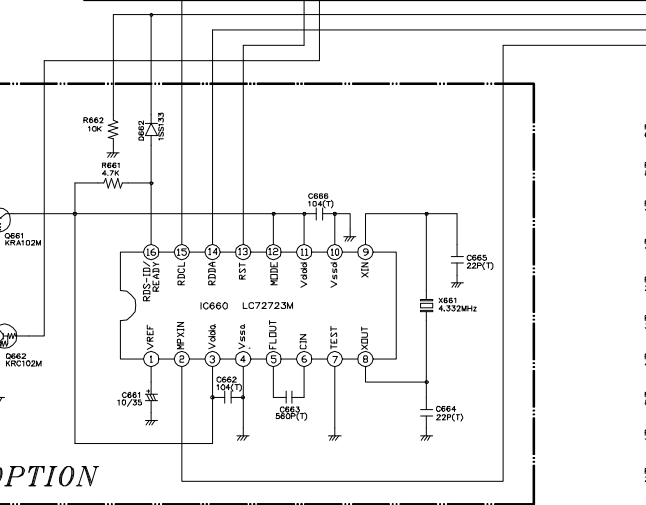
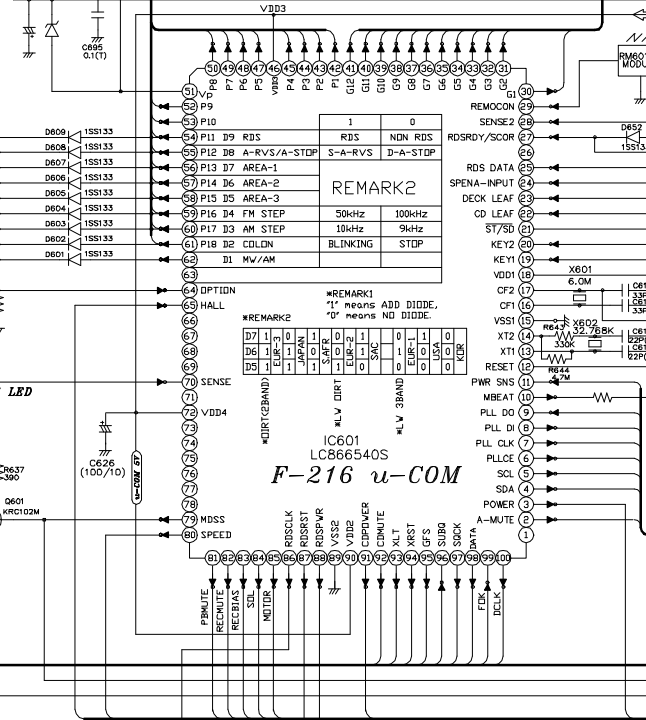
*TR OLD NEW NO LIST					
polarity	OLD NO	NEW NO	R1	R2	
NPN	KRC1203	KRC103M	22K	22K	
	KRC1210	KRC110M	4.7K	-	
	KRC111M	KRC111M	10K	-	
PNP	KRA2202	KRA102M	10K	10K	
	KRA2203	KRA103M	22K	22K	
	KRA2204	KRA104M	47K	47K	

*TR OLD NEW NO LIST	
OLD NO	NEW NO
KTA1015	KTA1266
KTC1B15	KTC3198
KTC1959	KTC3202
KTC7321MBL	KTC31981MBL
KTB834	KTB988
KTC2236A	KTC3205
KTB205B	KTB2012
KTA966A	KTA1273

FEATURE:12 GRID 18 ANODE 3 COLORS



FL601



*RDS OPTION

PN603
TO MAIN

1 FM ST
2 VKK(-26V)
3 F1
4 F2
5 GND(D)
6 AMUTE
7 SDA
8 SCL
9 PLL CE
10 PLL CLK
11 PLL DI
12 PLL DO

PN604
TO MAIN

1 RDS SIGNAL
2 5.6V
3 HALL
4 GND(A)
5 MDSS

PN605
TO MAIN

1 MODE/REC/REC/HALF
2 PB MUTE
3 REC MUTE
4 REC BIAS
5 CD POWER
6 P-CTRL
7 EQ SIG
8 P-SNS
9 SPEED
10 SOL
11 MOTOR

CN601
TO CD

AD+5V
CLK
CD MUTE
XLT
XRT
LMT/CLOSE
TRCNT
CLOSE
OPEN
GND

CN602
TO CD

SYNC
SNS
SCOR
GFS
DATA
SUBQ
SQCK
FOK