

# Compal Confidential

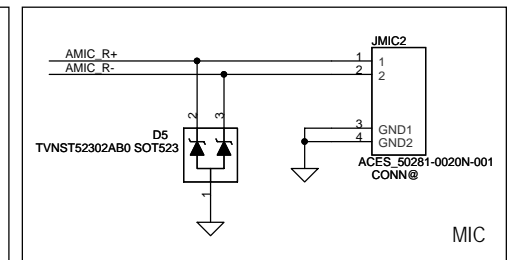
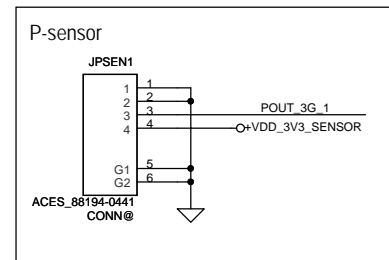
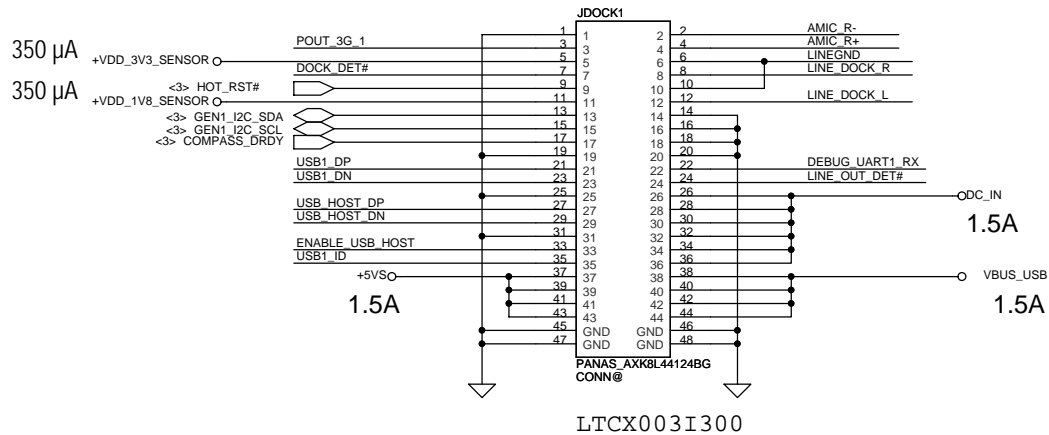
## QAJ50 Schematics Document

### Docking board

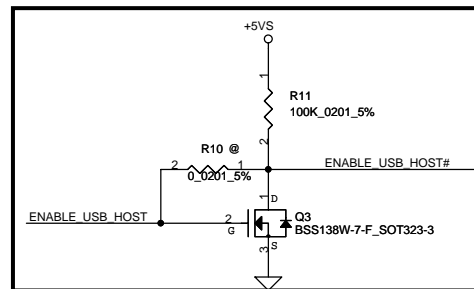
2012-01-05

REV: 1.0

Security Classification		Compal Secret Data		Compal Electronics, Inc.	
Issued Date		2011/05/20	Deciphered Date	Title	
			2012/05/20	SCHEMATIC DOCKING/B S8021	
THIS SHEET OF ENGINEERING DRAWING IS THE PROPRIETARY PROPERTY OF COMPAL ELECTRONICS, INC. AND CONTAINS CONFIDENTIAL AND TRADE SECRET INFORMATION. THIS SHEET MAY NOT BE TRANSFERRED FROM THE CUSTODY OF THE COMPETENT DIVISION OF R&D DEPARTMENT EXCEPT AS AUTHORIZED BY COMPAL ELECTRONICS, INC. NEITHER THIS SHEET NOR THE INFORMATION IT CONTAINS MAY BE USED BY OR DISCLOSED TO ANY THIRD PARTY WITHOUT PRIOR WRITTEN CONSENT OF COMPAL ELECTRONICS, INC.				Size	Document Number
				Custom	405NVM
				Date:	Tuesday, July 17, 2012
				Sheet	1 of 3
				Rev	C

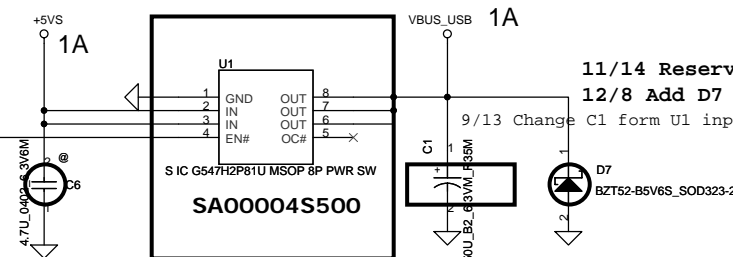


9/13 Add for USB can't recognize issue.



To T30 +USB1\_VBUS

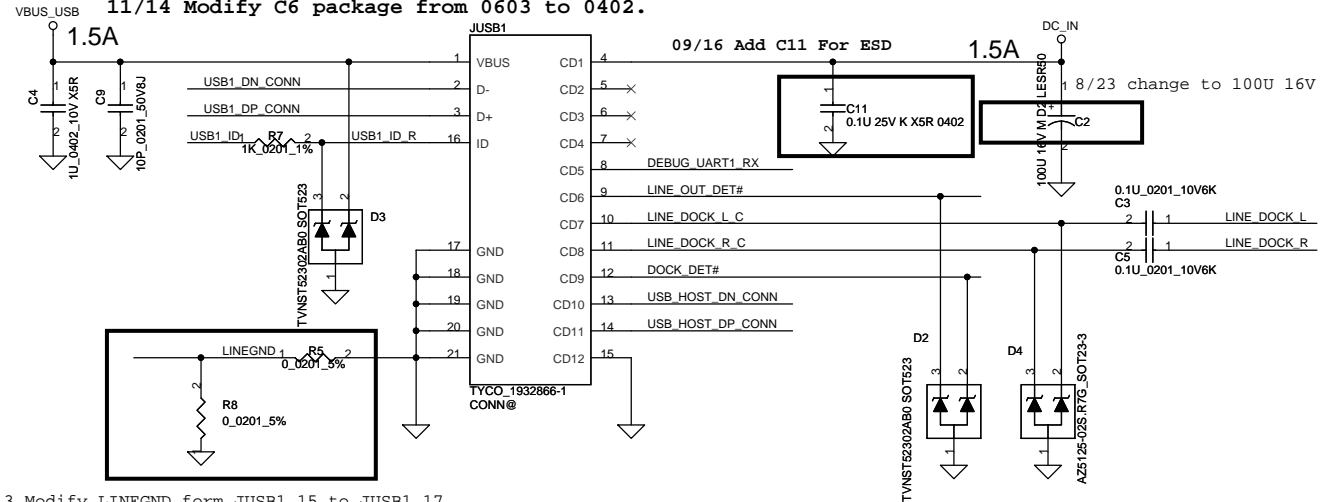
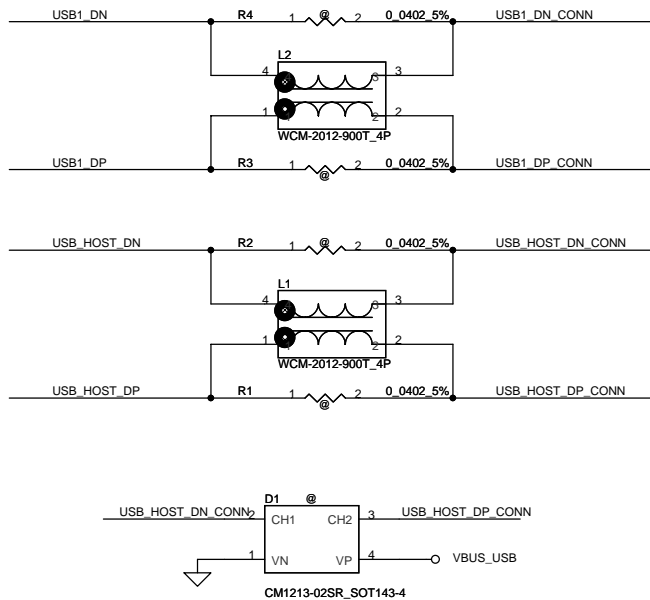
It is high active, Compal symbol system error, will be change



11/14 Reserve D7 to protect Power SW.  
12/8 Add D7 to protect Power SW.  
C1 form U1 input to U1 output.

10/2 Change U1 form 1.5A H active to 1A "L active" for ACER request.

11/14 Modify C6 package from 0603 to 0402.



9/13 Modify LINEGND form JUSB1.15 to JUSB1.17

Security Classification		Compal Secret Data		Compal Electronics, Inc.	
Issued Date	2011/05/20	Deciphered Date	2012/05/20	Title	
THIS SHEET OF ENGINEERING DRAWING IS THE PROPRIETARY PROPERTY OF COMPAL ELECTRONICS, INC. AND CONTAINS CONFIDENTIAL AND TRADE SECRET INFORMATION. THIS SHEET MAY NOT BE TRANSFERRED FROM THE CUSTODY OF THE COMPETENT DIVISION OF R&D DEPARTMENT EXCEPT AS AUTHORIZED BY COMPAL ELECTRONICS, INC. NEITHER THIS SHEET NOR THE INFORMATION IT CONTAINS MAY BE USED BY OR DISCLOSED TO ANY THIRD PARTY WITHOUT PRIOR WRITTEN CONSENT OF COMPAL ELECTRONICS, INC.				SCHEMATIC DOCKING/B S8021	
Size Custom		Document Number 405NVM		Rev C	
Date: Tuesday, July 17, 2012		Sheet 2 of 3			



[www.s-manuals.com](http://www.s-manuals.com)