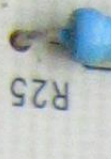

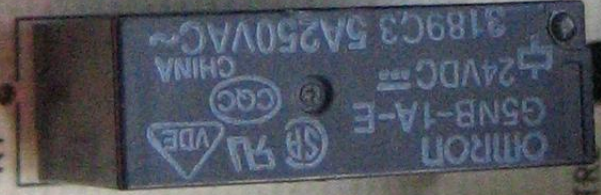
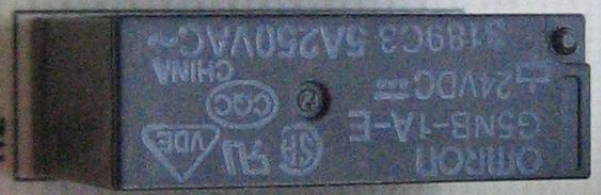
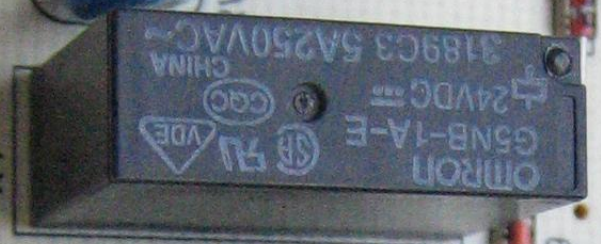



GAS V. 35  
PUMP 20  
FAN 100



T2.5A



JM7

D6

V2

K4

K3

K2

K1

JM2

JM3

35

20

100

T2.5A

