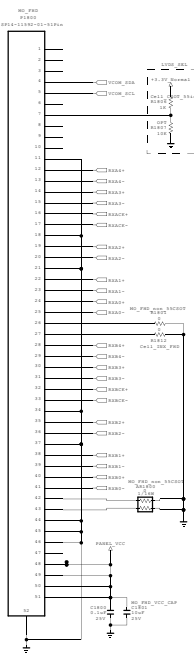
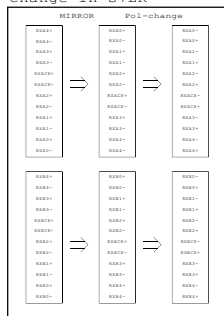


LVDS

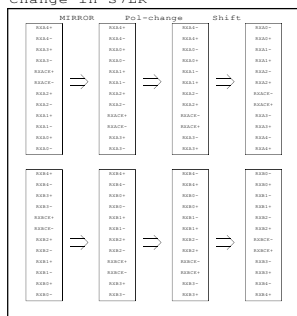
[51Pin LVDS Connector]
(For FHD 60Hz)



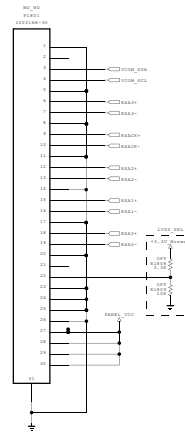
FOR FHD REVERSE (10bit)
Change in S7LR



FOR FHD REVERSE (8bit)
Change in S7LR

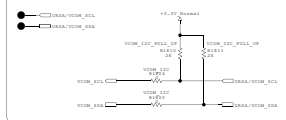


[30Pin LVDS Connector]
(For HD 60Hz_Normal)



EU pin assign is different from NON EU.
Because of position of HD wafer.

V-COM I2C



THE SYMBOL MARK OF THIS SCHEMATIC DIAGRAM INCORPORATES SPECIAL FEATURES IMPORTANT FOR PROTECTION FROM X-RADIATION, FIRE AND ELECTRICAL SHOCK HAZARDS, WHEN SERVICING IT IS ESSENTIAL THAT ONLY MANUFACTURER SPECIFIED PARTS BE USED FOR THE CRITICAL COMPONENTS IN THE SYMBOL MARK OF THE SCHEMATIC.

SECRET
LGElectronics

LG ELECTRONICS

MODEL	L14_CA_M1A	DATE	140613
BLOCK	LVDS	SHEET	18 /