

Service Manual

ViewSonic VE710b-4

VE710s-4

Model No. VS10047

17" Color TFT LCD Display

(VE710s-4_VE710b-4_SM Rev. 1a Jun. 2006)

ViewSonic 381 Brea Canyon Road, Walnut, California 91789 USA – (800) 888-8583

Copyright

Copyright © 2006 by ViewSonic Corporation. All rights reserved. No part of this publication may be reproduced, transmitted, transcribed, stored in a retrieval system, or translated into any language or computer language, in any form or by any means, electronic, mechanical, magnetic, optical, chemical, manual or otherwise, without the prior written permission of ViewSonic Corporation.

Disclaimer

ViewSonic makes no representations or warranties, either expressed or implied, with respect to the contents hereof and specifically disclaims any warranty of merchantability or fitness for any particular purpose. Further, ViewSonic reserves the right to revise this publication and to make changes from time to time in the contents hereof without obligation of ViewSonic to notify any person of such revision or changes.

Trademarks

Opt quest is a registered trademark of ViewSonic Corporation.

ViewSonic is a registered trademark of ViewSonic Corporation.

All other trademarks used within this document are the property of their respective owners.

Revision History

Revision	SM Editing Date	ECR Number	Description of Changes	Editor
1a	06/27/2006		Initial Release	J. Chang

TABLE OF CONTENTS

1. Precautions and Safety Notices	1
2. Specification	2
3. Front Panel Function Control Description	4
4. Circuit Description	11
5. Adjustment Procedure	19
6. Troubleshooting Flow Chart	39
7. Recommended Spare Parts List	43
8. Exploded Diagram and Exploded Parts List	63
9. Block Diagram	68
10. Schematic Diagrams	71
11. PCB Layout Diagrams	81

1. Precautions and Safety Notices (VE710s-4/VE710b-4)

1.1. SAFETY PRECAUTIONS

This monitor is manufactured and tested on a ground principle that a user's safety comes first. However, improper use or installation may cause damage to the monitor as well as to the user. Carefully go over the following WARNINGS before installing and keep this guide handy.

WARNINGS:

- ◆ This monitor should be operated only at the correct power sources indicated on the label on the rear end of the monitor. If you're unsure of the power supply in your residence, consult your local dealer or power company.
- ◆ Use only the special power adapter that comes with this monitor for power input.
- ◆ Do not try to repair the monitor your self as it contains no user-serviceable parts. This monitor should only be repaired by a qualified technician.
- ◆ Do not remove the monitor cabinet. There is high-voltage parts inside that may cause electric shock to human bodies, even when the power cord is unplugged.
- ◆ Stop using the monitor if the cabinet is damaged. Have it checked by a service technician.
- ◆ Put your monitor only in a clean, dry environment. If it gets wet, unplug the power cable immediately and consult your service technician.
- ◆ Always unplug the monitor before cleaning it. Clean the cabinet with a clean, dry cloth. Apply non-ammonia based cleaner onto the cloth, not directly onto the glass screen.
- ◆ Keep the monitor away from magnetic objects, motors, TV sets, and transformer.
- ◆ Do not place heavy objects on the monitor or power cord.

1.2. PRODUCT SAFETY NOTICE

Many electrical and mechanical parts in this chassis have special safety visual inspections and the protection afforded by them cannot necessarily be obtained by using replacement components rated for higher voltages, wattage, etc. Before replacing any of these components read the parts list in this manual carefully. The use of substitute replacement parts which do not have the same safety characteristics as specified in the parts list may create shock, fire, or other hazards.

1.3. SERVICE NOTES

1. When replacing parts or circuit boards, clamp the lead wires around terminals before soldering.
2. When replacing a high wattage resistor (more than 1W of metal oxide film resistor) in circuit board, keep the resistor about 5mm away from circuit board.
3. Keep wires away from high voltage, high temperature components and sharp edges.
4. Keep wires in their original position so as to reduce interference.
5. Usage of this product please refer to also user's manual.

2. Specification (VE710s-4/VE710b-4)

2.1. PRODUCT SPECIFICATIONS

LCD Panel	17.0" TFT
Power Management	Energy Star compliant VESA DPMS compatible < 1W
Displayable Resolution	SXGA 1280× 1024 (max.)
Pixel Dimension	0.264(H)× 0.264(V)mm
LCD Display Color	262K Color. (6bit)
Viewing Angle	CR 10 Horizontal: 140 deg Vertical: 130 deg
Contrast Ratio	450 : 1 (typ.) 360:1 (min.)
Brightness	230 cd/ m ² (min.) 300 cd/m ² (typ.)
Response Time	CPT Panel: CLAA170EA08Q (8ms) Tr: 2 ms Tf: 6 ms (typ.) Tr: 7 ms Tf: 11 ms (max.) CMO Panel: M170E5-L09 (8ms) Tr: 2 ms Tf: 6 ms (typ.), Tr: 7 ms Tf: 11 ms (max.)
Active Display Area	337.9mm(H)× 270.3mm(V)
Temperature	Operating: 0° C ~ +40° C Storage: -20° C ~ +60° C
Compliance	UL, CUL, TÜV, CE, FCC, VCCI, BSMI, CCC, Energy Star.
Power	Input Voltage: 100~240 Vac Consumption: 35 Watts (Max.)

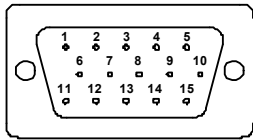
2.2. FACTORY SUPPORTING MODES

Primary Preset:	VESA 1280 x 1024 @ 60Hz
Look up table timing:	1. 640 x 350 @ 70Hz, 31.5kHz 2. 640 x 480 @ 60Hz, 31.5kHz 3. 640 x 480 @ 67Hz, 35.0kHz 4. 640 x 480 @ 75Hz, 37.5kHz 5. 640 x 480 @ 72Hz, 37.9kHz 6. 640 x 480 @ 85Hz, 43.27kHz 7. 720 x 400 @ 70Hz, 31.5kHz 8. 800 x 600 @ 56Hz, 35.1kHz 9. 800 x 600 @ 60Hz, 37.9kHz

10. 800 x 600 @ 75Hz, 46.9kHz
11. 800 x 600 @ 72Hz, 48.1kHz
12. 800 x 600 @ 85Hz, 53.7kHz
13. 832 x 624 @ 75Hz, 49.7kHz
14. 1024 x 768 @ 60Hz, 48.4kHz
15. 1024 x 768 @ 70Hz, 56.5kHz
16. 1024 x 768 @ 72Hz, 58.1kHz
17. 1024 x 768 @ 75Hz, 60.0kHz
18. 1024 x 768 @ 85Hz, 68.67kHz
19. 1280 x 1024 @ 60Hz, 63.4kHz
20. 1280 x 1024 @ 75Hz, 79.97kHz
21. 1280x720 @ 60Hz, 45kHz

2.3. D-SUB CONNECTOR

D-SUB 15 PIN CONNECTOR



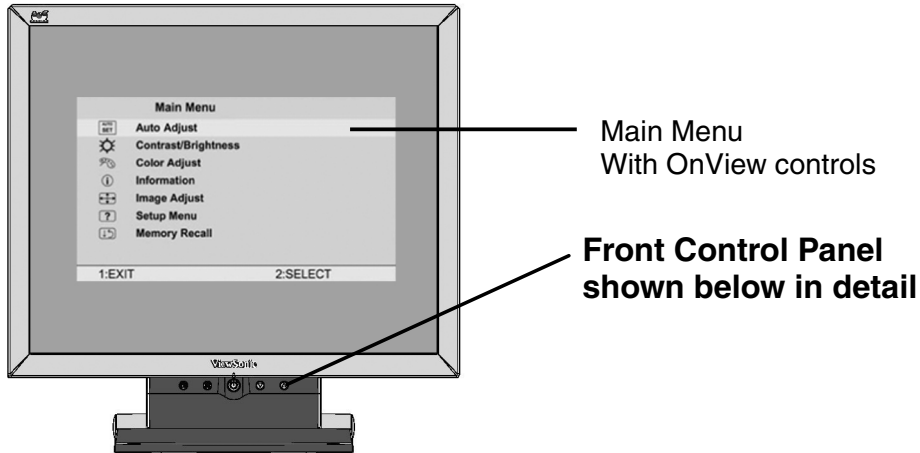
- | | | |
|--------------|---------------|------------------|
| 1.R | 6.GND | 11.NC |
| 2.G | 7.GND | 12.SDA |
| 3.B | 8.GND | 13.H.SYNC |
| 4.NC | 9. +5V | 14.V.SYNC |
| 5.GND | 10.GND | 15.SCL |

SIGNAL LEVEL

CONNECTOR	SIGNAL	DESCRIPTION
R	RED	0.7vp-p(VIDEO)
G	GREEN	0.7vp-p(VIDEO)
B	BLUE	0.7vp-p(VIDEO)
H	H/SYNC	TTL positive or negative
V	V/SYNC	TTL positive or negative
SDA	DDC1/2B	TTL
SCL	DDC1/2B	TTL

3. Front Panel Function Control Description

VE710s-4/VE710b-4



Displays the control screen for the highlighted control.

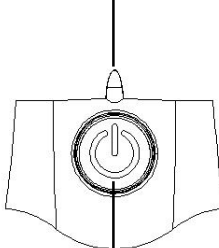
Also toggles between two controls on some screens.

Also a shortcut to Auto Image Adjust.



Displays the Main Menu or exits the control screen and saves adjustments.

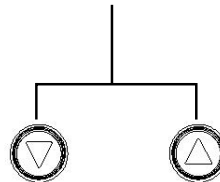
Power light
Green = ON
Orange = Power Saving



Power On/Off

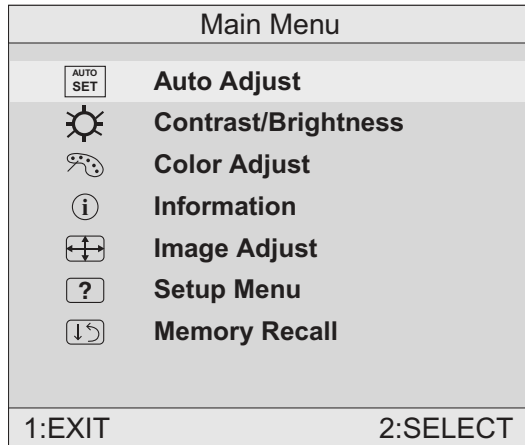
Scrolls through menu options and adjusts the displayed control.

Also a shortcut to display the Contrast adjustment control screen.




Do the following to adjust the screen image:

- 1 To display the Main Menu, press button [1].



NOTE: All OnView menus and adjustment screens disappear automatically after about 15 seconds. This time period is adjustable through the Setup menu and the OSD timeout control described on page 11.

- 2 To highlight a control you want to adjust, press ▲ or ▼ to scroll up or down the Main Menu.
- 3 To select the highlighted control, press button [2]. A control screen appears like the example shown below.



The line at the bottom of the screen tells you what you can do next: Exit or Select the control that is highlighted.

- 4 To adjust the control, press the up ▲ or down ▼ buttons.
- 5 To save the adjustments and exit the menu, press button [1] *twice*.

The following tips may help you optimize your display:

- Adjust your computer's graphic card so that it outputs a video signal 1280 x 1024 @ 60 Hz to the LCD display. (Look for instructions on “changing the refresh rate” in your graphic card's user guide.)
- If necessary, make small adjustments using H. POSITION and V. POSITION until the screen image is completely visible. (The black border around the edge of the screen should barely touch the illuminated “active area” of the LCD display.)

Main Menu Controls

Adjust the menu items shown below by using the up ▲ and down ▼ buttons.

Control Explanation



Auto Adjust automatically sizes, centers, and fine tunes the video signal to eliminate waviness and distortion.

Press the [2] button to obtain a sharper image.

NOTE: Auto Adjust works with most common video cards. If this function does not work on your LCD display, then lower the video refresh rate to 60 Hz and set the resolution to its pre-set value.



Contrast adjusts the difference between the image background (black level) and the foreground (white level).



Brightness adjusts background black level of the screen image.



Color Adjust provides several color options: preset color temperatures and User which allows you to adjust red (R), green (G), and blue (B). The factory setting for this product is 6500K (6500 Kelvin).

Color Adjust	
sRGB	
9300K	
• 6500K	
5400K	
User Color	
1:EXIT	2:SELECT

sRGB — sRGB is quickly becoming the industry standard for color management, with support being included in many of the latest applications. Enabling this setting allows the LCD display to more accurately display colors the way they were originally intended. Enabling the sRGB setting will cause the Contrast and Brightness adjustments to be disabled.

9300K — Adds blue to the screen image for cooler white (used in most office settings with fluorescent lighting).

6500K — Adds red to the screen image for warmer white and richer red. Default setting.

5400K — Adds green to the screen image for a darker color.

Control Explanation

User — Individual adjustments for red, green, and blue.

- 1 To select color (R, G or B) press button [2].
- 2 To adjust selected color, press ▲ or ▼.
- 3 When you are finished making all color adjustments, press button [1] *twice*.



Information displays the timing mode (video signal input) coming from the graphics card in your computer. See your graphic card's user guide for instructions on changing the resolution and refresh rate (vertical frequency).

VESA 1280 x 1024 @ 60 Hz (recommended) means that the resolution is 1280 x 1024 and the refresh rate is 60 Hertz.

Information	
H. Frequency:	48.60 KHz
V. Frequency:	60.00 Hz
Pixel Clock:	65.00 MHz
Resolution:	1280 x 1024
Model Number:	VS10047
Serial No:	
	website : www.viewsonic.com
1:EXIT	



Image Adjust

Image Adjust	
	H./V. Position
	H. Size
	Fine Tune
	Sharpness
1:EXIT	
2:SELECT	

The Image Adjust controls are explained below:



H./V. Position adjusts horizontal and vertical position of the screen image. You can toggle between Horizontal and Vertical by pressing button [2]. Horizontal moves the screen image to the left or to the right. Vertical moves the screen image up and down.



H. Size (Horizontal Size) adjusts the width of the screen image.

NOTE: Vertical size is automatic with your LCD display.

Control Explanation



Fine Tune sharpens focus by aligning the illuminated text and/or graphic characters.

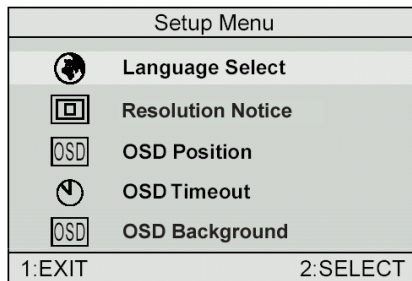
NOTE: Try the **Auto Adjust** (see page 9) before using the **Fine Tune** control.



Sharpness adjusts the clarity and focus of the screen image.



Setup Menu displays the menu shown below.



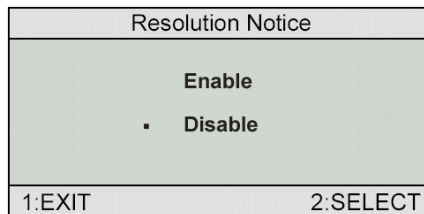
The Setup Menu controls are explained below.



Language Select allows you to choose the language used in the menus and control screens.



Resolution Notice advises the optimal resolution to use.



OSD Position allows you to move the on-screen display menus and control screens.



OSD Timeout sets the length of time an on-screen display screen is displayed. For example, with a “15 second” setting, if a control is not pushed within 15 seconds, the display screen disappears.

Control	Explanation
---------	-------------






OSD Background allows you to turn the On-Screen display background on or off. This means that while making adjustments from the OSD control screens you can also view open software applications, or the Windows desktop.



Memory Recall returns adjustments to the original factory settings if the display is operating in a factory Preset Timing Mode listed in this user guide.

Short Cut Key

Function Key : 5 Keys → 1 2   

[1]	Main Menu
[2]	Auto Image Adjust
[▼] or [▲]	to immediately activate Contrast menu. It should be change to Brightness OSD by push button [2].
[▼] + [▲]	recall Contrast or Brightness while in the Contrast or Brightness adjustment, or recall both of Contrast and Brightness when the OSD is not open.
[1] + [2]	toggle 720x400 and 640x400 mode when input 720x400 or 640x400 mode.
[1] + [▼] + [▲] (Keep pushing 5 sec)	White Balance.
[1] + [▼]	Power Lock
[1] + [▲]	OSD Lock

4. Circuit Description (VE710s-4/VE710b-4 M-star Scaler)

A. Scaling controller

The ADC is to convert RGB analog signal to digital signal that scaling chip can acknowledge.

The HSYNC input receives a logic signal and provides the frequency reference for pixel clock generation.

The scaling IC is to convert the input signal ranging from VGA to SXGA into SXGA resolution that panel can acknowledge.

GENERAL DESCRIPTION

The MST8116A is a high performance, and fully integrated graphics processing IC solution for LCD monitors with resolutions up to SXGA. It is configured with an integrated triple-ADC/PLL, a high quality scaling engine, an on-screen display controller, a built-in output clock generator, a panel timing controller (TCON), and RSDS display interface. To further reduce system costs, the MST8116A also integrates intelligent power management control capability for green-mode requirements and spread-spectrum support for EMI management.

PIN DESCRIPTION

CPU Interface

Pin Name Pin Type Function Pin

HWRESET Schmitt Trigger Input

w/ 5V-tolerant Hardware reset; active high 32

CS Input w/ 5V-tolerant 3 Wire Serial Bus Chip Select; active high 69

SDA I/O w/ 5V-tolerant 3 Wire Serial Bus Data; 4mA driving strength 70

SCL Input w/ 5V-tolerant 3 Wire Serial Bus Clock 71

INT Output CPU interrupt; 4mA driving strength 72

Analog Interface

Pin Name Pin Type Function Pin

HSYNC0 Schmitt Trigger Input

w/ 5V-tolerant Analog HSYNC input 37

VSYNC0 Schmitt Trigger Input

w/ 5V-tolerant Analog VSYNC input 38

REFP Internal ADC top de-coupling pin 66

REFM Internal ADC bottom de-coupling pin 67

RINO Analog Input Analog red input 63

RINOM Analog Input Reference ground for analog red input 62

SOGINO Analog Input Sync-on-green input 61

GINO Analog Input Analog green input 60

GINOM Analog Input Reference ground for analog green input 59

BINO Analog Input Analog blue input 58

BINOM Analog Input Reference ground for analog blue input 57

REXT External resistor 390 ohm to AVDD 52

RSDS Interface

Pin Name Pin Type Function Pin

CLKAP Output A-Link Positive RSDS Differential Clock Output from " Odd " Channel 118

CLKAN Output A-Link Negative RSDS Differential Clock Output from " Odd " Channel 119

CLKBP Output B-Link Positive RSDS Differential Clock Output from " Even " Channel 120

CLKBN Output B-Link Negative RSDS Differential Clock Output from " Even " Channel 121

BA[3:1]P Output A-Link Positive RSDS Differential Data Output from " Odd " Channel 92, 90, 88

BA[3:1]N Output A-Link Negative RSDS Differential Data Output from " Odd " Channel 93, 91, 89

GA[3:1]P Output A-Link Positive RSDS Differential Data Output from " Odd " Channel 102, 100, 98

GA[3:1]N Output A-Link Negative RSDS Differential Data Output from " Odd " Channel 103, 101, 99

RA[3:1]P Output A-Link Positive RSDS Differential Data Output from " Odd " Channel 112, 110, 108

RA[3:1]N Output A-Link Negative RSDS Differential Data Output from " Odd " Channel 113, 111, 109

BB[3:1]P Output B-Link Positive RSDS Differential Data Output from " Even " Channel 4, 128, 124

BB[3:1]N Output B-Link Negative RSDS Differential Data Output from " Even " Channel 5, 1, 125

GB[3:1]P Output B-Link Positive RSDS Differential Data Output from " Even " Channel 14, 12, 8

GB[3:1]N Output B-Link Negative RSDS Differential Data Output from " Even " Channel 15, 13, 9

RB[3:1]P Output B-Link Positive RSDS Differential Data Output from " Even " Channel 24, 22, 16

RB[3:1]N Output B-Link Negative RSDS Differential Data Output from " Even " Channel 25, 23, 17

GPO[8:5] Output TCON GPO[8:5]; 4mA driving strength 29, 28, 30, 31

GPO[4:0] Output w/ Pull-down TCON GPO[4:0]; 4~12mA driving strength programmable 79-83

OINV Output w/ Pull-down Resistor TCON " Odd " Channel Inversion; 4~12mA driving strength programmable 78

EINV Output w/ Pull-down Resistor TCON " Even " Channel Inversion; 4~12mA driving strength programmable 77

OSP Output w/ Pull-down Resistor TCON " Odd " Channel Start Pulse; 4~12mA driving strength programmable 76

ESP Output w/ Pull-down Resistor TCON " Even " Channel Start Pulse; 4~12mA driving strength programmable 75

GPIO Interface

Pin Name Pin Type Function Pin

GOUT1/PWM1 Output GOUT1/PWM1; 4mA driving strength 74
GOUT0/PWM0 Output GOUT0/PWM0; 4mA driving strength 73

Misc. Interface

Pin Name Pin Type Function Pin

BYPASS For External Bypass Capacitor 3

XIN Crystal Oscillator Input Xin 33

XOUT Crystal Oscillator Output Xout 34

Power Pins

Pin Name Pin Type Function Pin

AVDD 3.3V Power ADC Power 45, 51, 55, 65

AVSS Ground ADC Ground 39, 42, 48, 56,
64, 68

AVDD_PLL 3.3V Power PLL Power 53

AVSS_PLL Ground PLL Ground 54

AVDD_MPLL 3.3V Power MPLL Power 35

AVSS_MPLL Ground MPLL Ground 2, 36

VDDP 3.3V Power Digital Output Power 11, 21, 84, 94,
104, 114, 126

GNDP Ground Digital Output Ground 10, 20, 85, 95,
105, 115, 127

VDDC 2.5V Power Digital Core Power 18, 87, 97, 117

GNDC Ground Digital Core Ground 19, 86, 96, 116

No Connects

Pin Name Pin Type Function Pin

NC No Connect. Leave These Pins Floating.

6, 7, 26, 27, 40,

41, 43, 44, 46,

47, 49, 50, 106,

107, 122, 123

Resolution 8 Bits

DC ACCURACY

Differential Nonlinearity $\pm 0.5 + 1.50/-1.0$ LSB

Integral Nonlinearity ± 1 LSB

No Missing Codes Guaranteed

ANALOG INPUT

Input Voltage Range

Minimum 0.5 V p-p

Maximum 1.0 V p-p

Input Bias Current 1 μ A

Input Full-Scale Matching 1.5 %FS

Brightness Level Adjustment 62 %FS

SWITCHING PERFORMANCE

Maximum Conversion Rate 165 MSPS

Minimum Conversion Rate 20 MSPS

HSYNC Input Frequency 15 200 kHz

PLL Clock Rate 20 162.5 MHz

PLL Jitter 500 ps p-p

Sampling Phase Tempco TBD ps/ $^{\circ}$ C

DIGITAL INPUTS

Input Voltage, High (VIH) 2.5 V

Input Voltage, Low (VIL) 0.8 V

Input Current, High (IIH) -1.0 μ A

Input Current, Low (IIL) 1.0 μ A

Input Capacitance 5 pF

DIGITAL OUTPUTS

Output Voltage, High (VOH) VDDP-0.1 V

Output Voltage, Low (VOL) 0.1 V

DYNAMIC PERFORMANCE

Analog Bandwidth, Full Power 250 MHz

Channel to Channel Matching 0.5% Full-Scale

3.3V Supply Voltages VVDD_33 -0.3 3.6 V

2.5V Supply Voltages VVDD_25 -0.3 2.75 V

Input Voltage (5V tolerant inputs) VIN5Vtol -0.3 5.0 V

Input Voltage (non 5V tolerant inputs) VIN -0.3 VVDD_33 V

B. MTV312M64

The MTV312M micro-controller is an 8051 CPU core embedded device especially tailored for CRT/LCD Monitor applications. It includes an 8051 CPU core, 1024-byte SRAM, 14 built-in PWM DACs, VESA DDC interface, 4-channel A/D converter, and a 64K-byte internal program Flash-ROM.

A "CMOS output pin" means it can sink and drive at least 4mA current. It is not recommended to use such pin as input function.

A "open drain pin" means it can sink at least 4mA current but only drive 10~20 μ A to VDD. It can be used as input or output function and needs

an external pull up resistor.

A "8051 standard pin" is a pseudo open drain pin. It can sink at least 4mA current when output is at low level, and drives at least 4mA current for 160nS when output transits from low to high, then keeps driving at 100uA to maintain the pin at high level. It can be used as input or output function. It needs an external pull up resistor when driving heavy load device.

POWER CONFIGURATION

The MTV312M can work on 5V or 3.3V power supply system.

In 5V power system, the VDD pin is connected to 5V power and the VDD3 needs an external capacitor, all output pins can swing from 0~5V, input pins can accept 0~5V input range.

And ADC conversion range is 5V. However, X1 and X2 pins must be kept below 3.3V.

In 3.3V power system, the VDD and VDD3 are connected to 3.3V power, all output pins swing from 0~3.3V, HSYNC, VSYNC and open drain pin can accept 0~5V input range, other pins must be kept below 3.3V. And the ADC conversion range is 3.3V.

C. INVERTER

In order to drive the CCFLs embedded in the panel module, there is a half bridge inverter to convert by the controller.

The input 12V up to hundreds of AC voltage output.

The inverter is formed by symmetric in order to drive the separate lamp modules.

The input stage consists of a PWM controller, half bridge inverter, and switching MOSFET to convert DC input into AC output.

The output stage consists of a tuning capacitor, coupling capacitor, transformer, push-pull MOSFET pair to boost AC output up to hundreds of voltage.

And one resistor is serial to lamp for output voltage feedback.

There are two signal to control the inverter which come from system.

Logic "high" level which send to I901 is turn on the inverter.

BRI signal control brightness by DC level which was integral from PWM signal.

Circuit Description (VE710s-4/VE710b-4 Realtek Scaler)

A. Scaling controller

General

- Embedded dual DDC support DDC1, DDC2B, DDC/CI
- Zoom scaling up and down
- Embedded Pattern Generator
- No external memory required.
- Require only one crystal to generate all timing
- Embedded reset control output
- Embedded crystal output to MICROP
- 3 channels 8 bits PWM output, and selectable PWM clock frequency.

PIN DESCRIPTION

(I/O Legend: A= Analog , I=Input , O=Output , P=Power , G=Ground)

ADC: 15 pins

Name	I/O	Pin No	Description	Note
ADC_GND	AG	27	ADC ground	
ADC_REFIO	AP	28	ADC band-gap voltage de-coupling	1.20V
ADC_VDD	AP	29	Analog power	(3.3V)
BLUE+	AI	30	Analog input from BLUE channel	
BLUE-	AI	31	Analog input ground from BLUE channel	
ADC_GND	AG	32	ADC ground	
SOG/ADC_TEST	AIO	33	SOG in/ADC test pin	
GREEN+	AI	34	Analog input from GREEN channel	
GREEN-	AI	35	Analog input ground from GREEN channel	
ADCB_VDD	AP	36	Analog power	(3.3V)
RED+	AI	37	Analog input from RED channel	
RED_	AI	38	Analog input ground from RED channel	
ADC_GND	AG	39	Analog ground	
ADC_GND	AG	40	Analog ground	
ADC_VDD	AP	41	Analog power	(3.3V)
AHS	AI	42	Analog HS input	(10), (4), (5)
AVS	AI	43	Analog VS input	(2), (4), (5)

PLL:8 pins

Name	I/O	Pin No	Description	Note
XO	AI	1	Reference clock output	
XI	AO	2	Reference clock input	
DPLL_GND	AG	3	Ground for digital PLL	
DPLL_VDD	AP	4	Power for digital PLL	(3.3V)
APLL_VDD	AP	5	Power for multi-phase PLL	(3.3V)
PLL_TEST1	AIO	6	Test Pin 1 / IRQ#	3.3V tolerance
PLL_TEST2	AIO	7	Test Pin 2/Power-on-latch for crystal out Frequency	
APLL_GND	AG	8	Ground for multi-phase PLL	

Control Interface: 7 pins

Name	I/O	Pin No	Description	Note
SDIO [0]	IO	54	Serial control I/F data in/Parallel port data [0]	(2), (3), / 2mA
SDIO [1] / TCON [4] / BBLU [0]	IO	53	Parallel port data [1] / TCON [4] / TTL BBLU [0]	(1), (2), (3), / 2mA
SDIO [2] / TCON [3] / BBLU [1]	IO	52	Parallel port data [1] / TCON [3] / TTL BBLU [1]	(1), (2), (3), / 2mA
SDIO [3] / PWM2 / TCON [2]	IO	51	Parallel port data [1] / TCON [4] / PWM2	(1), (2), (3), / 2mA
SCLK	I	50	Serial control I/F clock	(2), (3), (5)
SCSB	I	111	Serial control I/F chip select	(2), (3), (5)
RESET	O	56	RESET output for Micron	(2), (5), (6) / 2mA

Display & TCON/VIDEO-8 Port: 54 pins

■ :LVDS+RSDS+TTLO ■ :RSDS+TTLO ■ :I:DS+TTLIO ■ :T:O ■ :TTL O

Pin NO	6-bits Dual RSDS	6-bits Single RSDS	8/6 bits Dual/Single LVDS	8 bits Dual/Single TTL	6 bits Dual TTL	6 bits Single TTL	Note
51	S [3] / TCON [2] / PWM2	S [3] / TCON [2] / PWM2	S [3] / TCON [2] / PWM2	S [3] / TCON [2] / PWM2	S [3] / TCON [2] / PWM2	S [3] / TCON [2] / PWM2	(1), (2), (3), / 2mA
52	S [2] / TCON [3]	S [2] / TCON [3]	S [2] / TCON [3]	S [2] / BBLU [1] / TCON [3]	S [2] / TCON [3]	S [2] / TCON [3]	(1), (2), (3), / 2mA
53	S [1] / TCON [4]	S [1] / TCON [4]	S [1] / TCON [4]	S [1] / BBLU [0] / TCON [4]	S [1] / TCON [4]	S [1] / TCON [4]	(1), (2), (3), / 2mA
55	PWM2 / COUT / TCON [13]	PWM2 / COUT / TCON [13]	PWM2 / COUT / TCON [13]	PWM2 / COUT / TCON [13]	PWM2 / COUT / TCON [13]	PWM2 / COUT / TCON [13]	(1), (2), (3), / 2mA
59	BB3P	BB3P	NC	BBLU [7]	BBLU [7]	BBLU [7]	
60	BB3N	BB3N	NC	BBLU [6]	BBLU [6]	BBLU [6]	
61	BB2P	BB2P	NC	BBLU [5]	BBLU [5]	BBLU [5]	
62	BB2N	BB2N	NC	BBLU [4]	BBLU [4]	BBLU [4]	
63	BB1P	BB1P	NC	BBLU [3] / T0	BBLU [3]	BBLU [3]	
64	BB1N	BB1N	NC	BBLU [2] / T1	BBLU [2]	BBLU [2]	
65	BCLKP	BCLKP	NC	BGRN [1] / T2	TCON [6]	TCON [6]	
66	BCLKN	BCLKN	NC	BGRN [0] / T3	TCON [5]	TCON [5]	
67	BG3P	BG3P	NC	BGRN [7]	BGRN [7]	BGRN [7]	
68	BG3N	BG3N	NC	BGRN [6]	BGRN [6]	BGRN [6]	
73	BG2P	BG2P	TODP	BGRN [5] / T4	BGRN [5]	BGRN [5]	
74	BG2N	BG2N	TODN	BGRN [4] / T5	BGRN [4]	BGRN [4]	
75	BG1P	BG1P	TOCLKP	BGRN [3] / T6	BGRN [3]	BGRN [3]	
76	BG1N	BG1N	TOCLKN	BGRN [2] / T7	BGRN [2]	BGRN [2]	
77	BR3P	BR3P	TOCP	BRED [7] / T8	BRED [7]	BRED [7]	
78	BR3N	BR3N	TOCN	BRED [6] / T9	BRED [6]	BRED [6]	
79	BR2P	BR2P	TOBP	BRED [5] / T10	BRED [5]	BRED [5]	

80	BR2N	BR2N	TOBP	BRED [4] / T11	BRED [4]	BRED [4]	
81	BR1P	BR1P	TOAP	BRED [3] / T12	BRED [3]	BRED [3]	
82	BR1N	BR1N	TOAP	BRED [2] / T13	BRED [2]	BRED [2]	
85	AB3P	NC	TEDP	ABLU [7] / T14	ABLU [7]	ABLU [7]	
86	AB3N	NC	TEDN	ABLU [6] / T15	ABLU [6]	ABLU [6]	
87	AB2P	NC	TECLKP	ABLU [5] / T16	ABLU [5]	ABLU [5]	
88	AB2N	NC	TECLKN	ABLU [4] / T17	ABLU [4]	ABLU [4]	
89	AB1P	NC	TECP	ABLU [3] / T18	ABLU [3]	ABLU [3]	
90	BB1N	NC	TECN	ABLU [2] / T19	ABLU [2]	ABLU [2]	
91	ACLKP	NC	TEBP	ABLU [1] / T20	TCON [1]	TCON [1]	
92	ACLKN	NC	TEBN	ABLU [0] / T21	TCON [0]	TCON [0]	
93	AG3P	NC	TEAP	AGRN [7] / T22	AGRN [7]	AGRN [7]	
94	AG3N	NC	TEAN	AGRN [6] / T23	AGRN [6]	AGRN [6]	
99	AG2P	TCON [11]	NC	AGRN [5] / T24	AGRN [5]	AGRN [5]	
100	AG2N	TCON [10]	NC	AGRN [4] / T25	AGRN [4]	AGRN [4]	
101	AG1P	TCON [9]	NC	AGRN [3] / T26	AGRN [3]	AGRN [3]	
102	AG1N	TCON [8]	NC	AGRN [2] / T27	AGRN [2]	AGRN [2]	
103	AR3P	TCON [7]	NC	ARED [7] / T28	ARED [7]	ARED [7]	
104	AR3N	TCON [6]	NC	ARED [6] / T29	ARED [6]	ARED [6]	
105	AR2P	TCON [5]	NC	ARED [5] / TH	ARED [5]	ARED [5]	
106	AR2N	TCON [1]	NC	ARED [4] / TV	ARED [4]	ARED [4]	
107	AR1P	TCON [0]	NC	ARED [3] / TE	ARED [3]	ARED [3]	
108	AR1N	NC	NC	ARED [2] / TK	ARED [2]	ARED [2]	
113	PWM2 / COUT / TCON [12]	PWM2 / COUT / TCON [12]	PWM2 / COUT / TCON [12]	ARED [1]	COUT	PWM2 / COUT / TCON [12]	(9)
114	TCON [11] / V [0]	V [0]	V [0]	ARED [0]		TCON [11]	(1), (7), (8)
115	TCON [10] / V [1]	V [1]	V [1]	BRED [1]		TCON [10]	(1), (7), (8)
116	TCON [9] / V [2]	V [2]	V [2]	BRED [0]		TCON [9]	(1), (7), (8)
117	TCON [8] / V [3]	V [3]	V [3]	AGRN [1]		TCON [8]	(1), (7), (8)
118	TCON [7] / V [4]	V [4]	V [4]	AGRN [0]		TCON [7]	(1), (7), (8)

119	TCON [6] / V [5]	V [5]	V [5]	DHS	DHS	DHS	(1), (7), (8)
122	TCON [5] / V [6]	V [6]	V [6]	DVS	DVS	DVS	(1), (7), (8)
123	TCON [1] / V [7]	V [7]	V [7]	DENA	DENA	DENA	(1), (7), (8)
124	TCON [0] / VCLK	VCLK	VCLK	DCLK	DCLK	DCLK	(1), (7), (8)

*Single RSDS, even/odd swap, data (59~82) output to pin85~108, TCON (99~108) output to pin59~68.

*In 6-bit dual TTL output mode, Video8 cannot output TCON7~TCON11; while video8 can output TCON in 6-bit single TTL mode.

TMDS: 18 pins

Name	I/O	Pin No	Description	Note
TMDS_TST/ PWM1	AIO	9	TMDS_TEST Pin / PWM1 / Power-on-latch for serial / parallel port	
TMDS_GND	G	10		
TMDS_VDD	P	11		(3.3V)
NC	A	12	Impedance Match Reference.	
TMDS_VDD	P	13		(3.3V)
NC	I	14	Differential Data Input	
NC	I	15	Differential Data Input	
TMDS_GND	G	16		
NC	I	17	Differential Data Input	
NC	I	18	Differential Data Input	
TMDS_VDD	P	19		(3.3V)
NC	I	20	Differential Data Input	
NC	I	21	Differential Data Input	
TMDS_GND	G	22		
NC	I	23	Differential Data Input	
NC	I	24	Differential Data Input	
TMDS_GND	G	25		
TMDS_VDD	P	26		(3.3V)

PWM Interface: (PWM1, PWM2 can be selected from 1 of 3 possible pins.)

Name	I/O	Pin No	Description	Note
PWM2 / TCON [2] / S [3]	O	51	PWM2 / TCON [2] / SDIO [3]	(1), (2), (3), (5), (8),
PWM2 / TCON [13] / COUT	O	55	PWM2 / TCON [13] / Crystal out	(2), (8), (9)
PWM2 / TCON [12] / COUT	O	113	PWM2 / TCON [12] / Crystal out	(2), (8), (9) 6bit dual TTL cannot support
PWM1 / TMDS_TST	AIO	9	PWM1/ TMDS_TEST Pin/ Power-on-latch for serial / parallel port	(2), (7), (8)
PWM1 / DDCSDA / TCON [1] / BBLU [0]	IO	47	PWM1 / DDC serial control I/F data input / output / TCON [4]	(1), (2), (3), (5), (8),
PWM1 / TCON [7]	IO	125	PWM1 / TCON [7]	(1), (2), (3), (5), (8),
PWM0 / REFCLK	IO	112	PWM0 / (In / out) test pin for DCLK / Video8 even-odd signal	(2), (9)

DDC Channel:4 pins

Name	I/O	Pin No	Description	Note
DDCSCL/TCON [0] / BBLU [1]	I	46	DDC serial control I/F clock/TCON [0]/TTL BBLU [1]	(2), (3), (5)
DDCSDA/TCON [1] / PWM1/BBLU [0]	IO	47	DDC serial control I/F data input/ output/ TCON [1]/ PWM1/ TTL BBLU [0]	(1), (2), (3), (5), (6), (8)/8mA/no slew
TCON [5]	I	126	TCON [5]	(2), (3), (5)
TCON [7]/PWM1	IO	125	TCON [7]/ PWM1	(1), (2), (3), (5), (6), (8)/8mA/no slew

Power & Ground:22 pins

Name	I/O	Pin No	Description
3.3V Power	P	49,121	VCCIO: 2
3.3V Ground	G	48,120	GNDIO: 2
3.3V Power	P	58,71,83, 95,110	PVCC: 5
3.3V Ground	G	57,72,84,96,109	PGND: 5
2.5V Power	P	45,69,98,127	VCCK: 4
2.5V Ground	G	44,70,97,128	GNDK: 4

Note: (1) TTL compatible CMOS Input ($V_t=1.7V$); VCC=3.3V;

(2) 5V tolerance pad;

(3) Internal 75K Ohms pull high resistor.

(4) Internal 75K Ohms pull low resistor.

(5) Schmitt trigger CMOS Input ($V_t=1.4\sim 2.2V$);

(6) Open-Drain, Output Drive low & Pull-high.

(7) Bi-directional input/output

(8) Programmable driving current (2~10mA)

(9) TTL output 5V & 3.3V

(10) 4V tolerance pad

B. MTV312M64

The MTV312M micro-controller is an 8051 CPU core embedded device especially tailored for CRT/LCD Monitor applications. It includes an 8051 CPU core, 1024-byte SRAM, 14 built-in PWM DACs, VESA DDC interface, 4channel A/D converter, and a 64K-byte internal program Flash-ROM.

A "CMOS output pin" means it can sink and drive at least 4mA current. It is not recommended to use such pin as input function.

A "open drain pin" means it can sink at least 4mA current but only drive 10~20uA to VDD. It can be used as input or output function and needs an external pull up resistor.

A "8051 standard pin" is a pseudo open drain pin. It can sink at least 4mA current when output is at low level, and drives at least 4mA current for 160nS when output transits from low to high, then keeps driving at 100uA to maintain the pin at high level. It can be used as input or output function. It needs an external pull up resistor when driving heavy load device.

POWER CONFIGURATION

The MTV312M can work on 5V or 3.3V power supply system.

In 5V power system, the VDD pin is connected to 5V power and the VDD3 needs an external capacitor, all output pins can swing from 0~5V, input pins can accept 0~5V input range.

And ADC conversion range is 5V. However, X1 and X2 pins must be kept below 3.3V.

In 3.3V power system, the VDD and VDD3 are connected to 3.3V power, all output pins swing from 0~3.3V, HSYNC, VSYNC and open drain pin can accept 0~5V input range, other pins must be kept below 3.3V. And the ADC conversion range is 3.3V.

C. INVERTER

In order to drive the CCFLs embedded in the panel module, there is a half bridge inverter to convert by the controller.

The input 12V up to hundreds of AC voltage output.

The inverter is formed by symmetric in order to drive the separate lamp modules.

The input stage consists of a PWM controller, half bridge inverter, and switching MOSFET to convert DC input into AC output.

The output stage consists of a tuning capacitor, coupling capacitor, transformer, push-pull MOSFET pair to boost AC output up to hundreds of voltage.

And one resistor is serial to lamp for output voltage feedback.

There are two signal to control the inverter which come from system.

Logic "high" level which send to I901 is turn on the inverter.

BRI signal control brightness by DC level which was integral from PWM signal.

5. Adjusting Procedure (VE710s-4/VE710b-4)

5.1. ADJUSTMENT CONDITIONS AND PRECAUTIONS

1. Approximately 30 minutes should be allowed for warm up before proceeding.
2. Adjustments should be undertaken only on those necessary elements since most of them have been carefully preset at the factory.
3. ESD protection is needed before adjustment.

5.2. MAIN ADJUSTMENTS

NO.	FUNCTION	DESIGNATION
1.	White Balance	Function Key
2.	GEOMETRY	Function Key

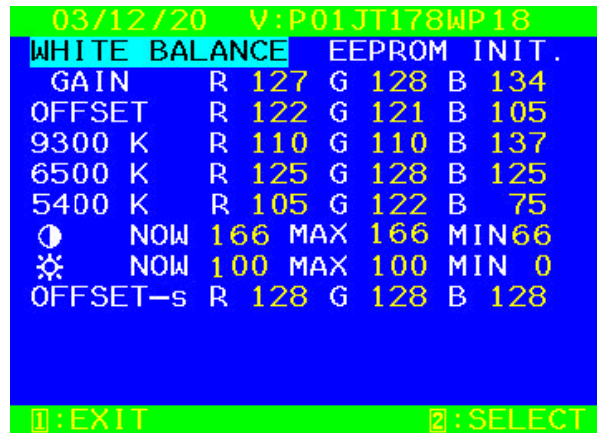
5.3. ALIGNMENT PROCEDURES

Adjustment Conditions and Precautions:

- (A). Power supply voltage:
AC 110/120V $\pm 0\%$ 60 Hz $\pm 5\%$, AC 220/240V $\pm 0\%$ 50 Hz $\pm 5\%$.
- (B). Warm up time:
The display must be power ON for at least 30 minutes at full white pattern before starting alignments. This is especially critical in color temperature and white balance adjustments.
- (C). Signals: reference the front detail specifications and timing table.
Video : reference the front detail specifications.

1. Adjustment of White Balance:

- A. TIMING: 1280x1024 64KHz/60Hz.
- B. PATTERN: 5 Blocks.
- C. LCD MONITOR set to 1280x1024 80K/75Hz BURN IN and warm up over 30 minutes.
- D. CA110 color analyzer at the center of screen and along a perpendicular to the screen at 20cm from the display.
- E. Power turn off, Press “ ” and “ [2] ” and turn on power at the same time after power LED is on, release “ ” and “ [2] ” key, Then press “ [1] ” key go to factory mode. (Fig.1)



(Fig.1)

F. Adjust Color Temperature:

(1)EEPROM INIT (5 BLOCKS):

Press “ ” key move cursor to EEPROM INIT, Press [2] key then monitor will INIT ADC value.

(2)Press “ ” key move cursor to “White Balance”, Press [2] key do white balance adjustment.

(3)Press “ ” key move cursor to “Color Temperature Adjust”, Press [2] key, Then OSD will display

Fig.2



(Fig.2)

- (4) 9300K verify: move cursor to 9300K Press key.
Press “ ”, “ ” key adjust R.G.B value
 $x=0.283 \pm 0.02$
 $y=0.298 \pm 0.02$
 Press key return to Fig.2
- (5) 6500K verify: Repeat (4) press “ ”, “ ” move cursor to 6500K press key
 $x=0.313 \pm 0.02$
 $y=0.329 \pm 0.02$
 $Y = 240 \text{ cd/m}^2$
- (6) 5400K verify: Repeat (4) press “ ”, “ ” move cursor to 5400K press key
 $x=0.332 \pm 0.02$
 $y=0.348 \pm 0.02$
- (7) Press key go back to Fig.2, Then press key return to Fig.1, Power key OFF/ON quit factory mode.

G. Color Temperature & Luminance Verify:

BRIGHTNESS MAX, CONTRAST MAX

9300K: $x=0.283 \pm 0.02$ $y=0.298 \pm 0.02$

6500K: $x=0.313 \pm 0.02$ $y=0.329 \pm 0.02$ $Y = 240 \text{ cd/m}^2$ (CPT Panel) $Y = 230 \text{ cd/m}^2$ (CMO Panel)

5400K: $x=0.332 \pm 0.02$ $y=0.348 \pm 0.02$

2. Geometry:

- (a). Set cross-hatch pattern and preset timing as timing table listed.
- (b). Change to each mode in turn and wait for the monitor finish auto-alignment and save process before change to next mode.
- (c). Until all of modes are adjusted, exit OSD menu and press PWR OFF to exit factory mode.

Firmware update procedure : (VE710s-4/VE710b-4)

When you received a received monitor , please check whether the firmware version. If not , please following procedures to upgrade to the latest version .

1. Equipment needed :

- VA721/VE710s-4/VE710b-4
- PC (Personal computer)
- LPT cable
- Fixture (LM5ISP)
- Firmware upgrade program



2. Connection :



Appendix A : How to install the software for ISP :

1. To setup ISP Environment :

Hardware: PC or notebook, parallel(printer) cable, ISP tooling.

Software: If OS was win2000 or WinXP , please install "PORT95NT.exe"

In order to ensure can execute ISP program, please set BIOS in PC or Notebook as Fig 0.0



Fig 0.0

2. Double-click the " PORT95NT.exe" in Windows & initial the program. , see Fig 0.1

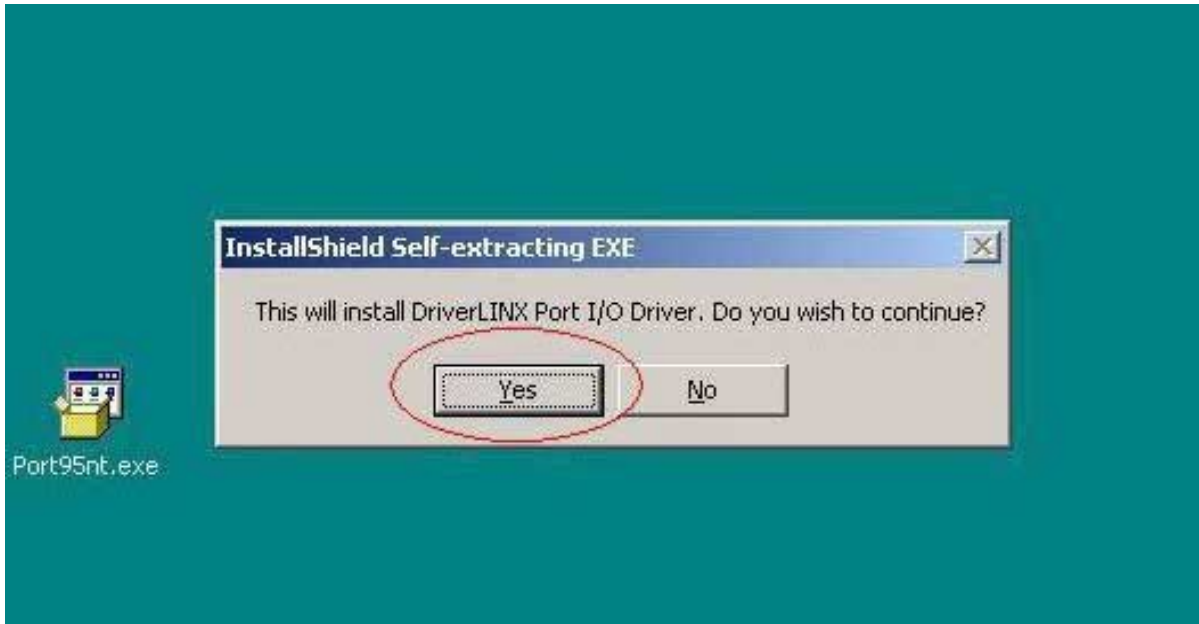


Fig 0.1

3. Keep on press " Next " 4 times to go through the installation processes, see Fig. 0.2

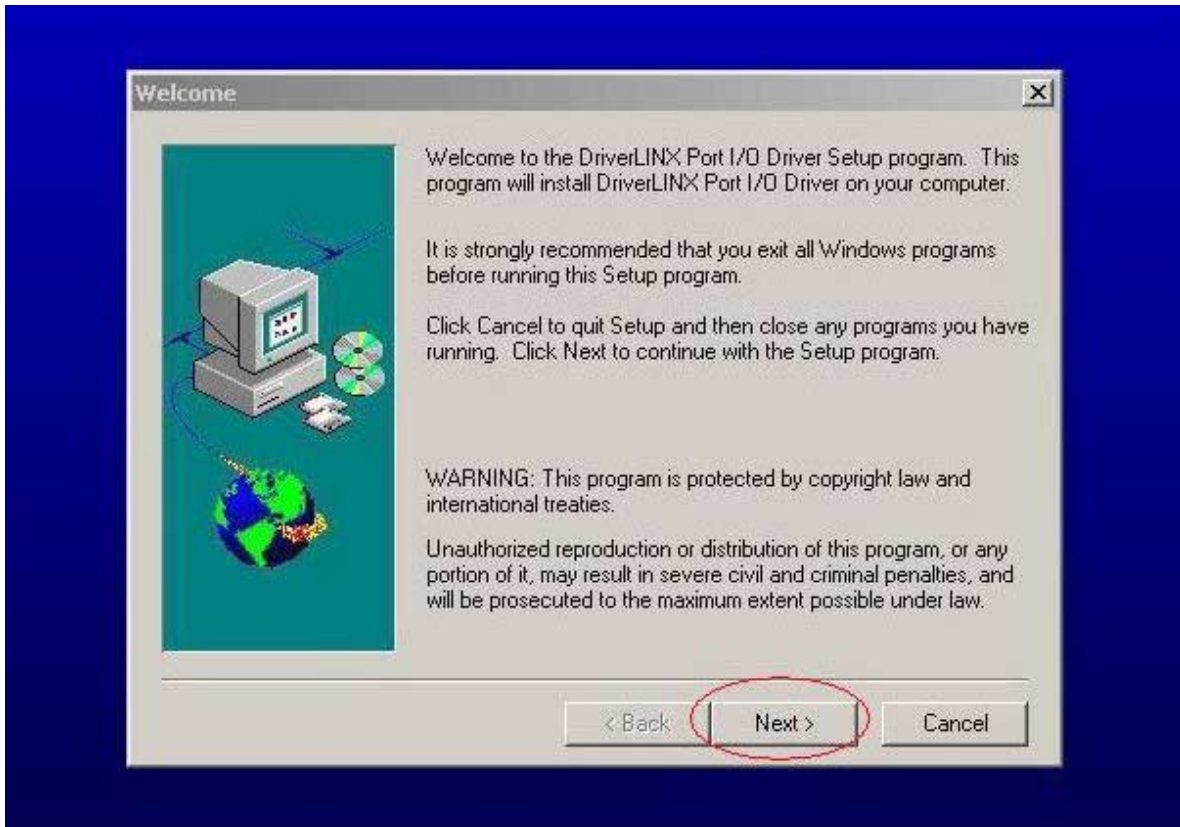


Fig. 0.2

4. Choose " Typical " then press " Next " , see Fig. 0.3

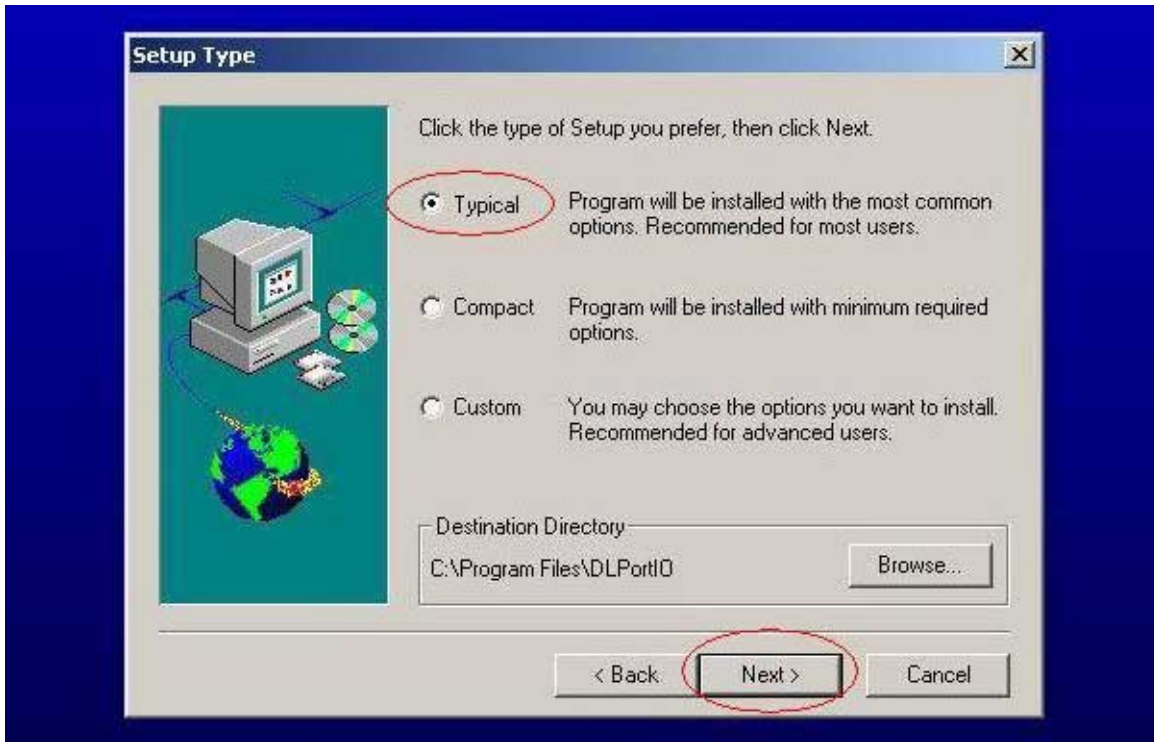


Fig. 0.3

5. Keep on press " Next " 4 times to go through the installation processes, see Fig. 0.4



Fig. 0.4

6. Install completed, restart the PC or notebook. See Fig 0.5



Fig. 0.5

Install ISP

1. User could download ISP driver and PORT95NT install from Myson Century website (www.myson.com.tw)
2. After extracting the ZIP file, the total files list as Fig 1.0, and double click the file of setup.exe to install.

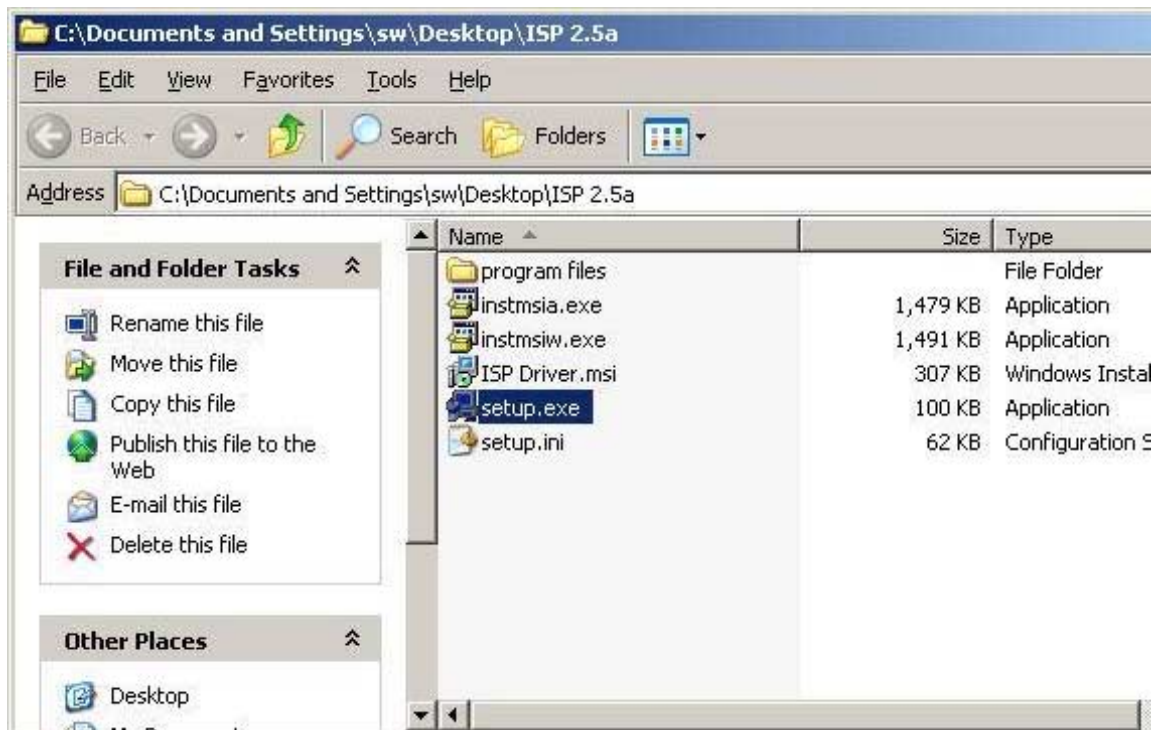


Fig 1.0

3. Press " Next " button to continue., see Fig 1.1



Fig 1.1

4. Keep default setting or press " Change " button for selecting the path that you want , and then press " Next " button to continue , see Fig 1.2



Fig 1.2

5. Press " Install " button to continue , see Fig 1.3

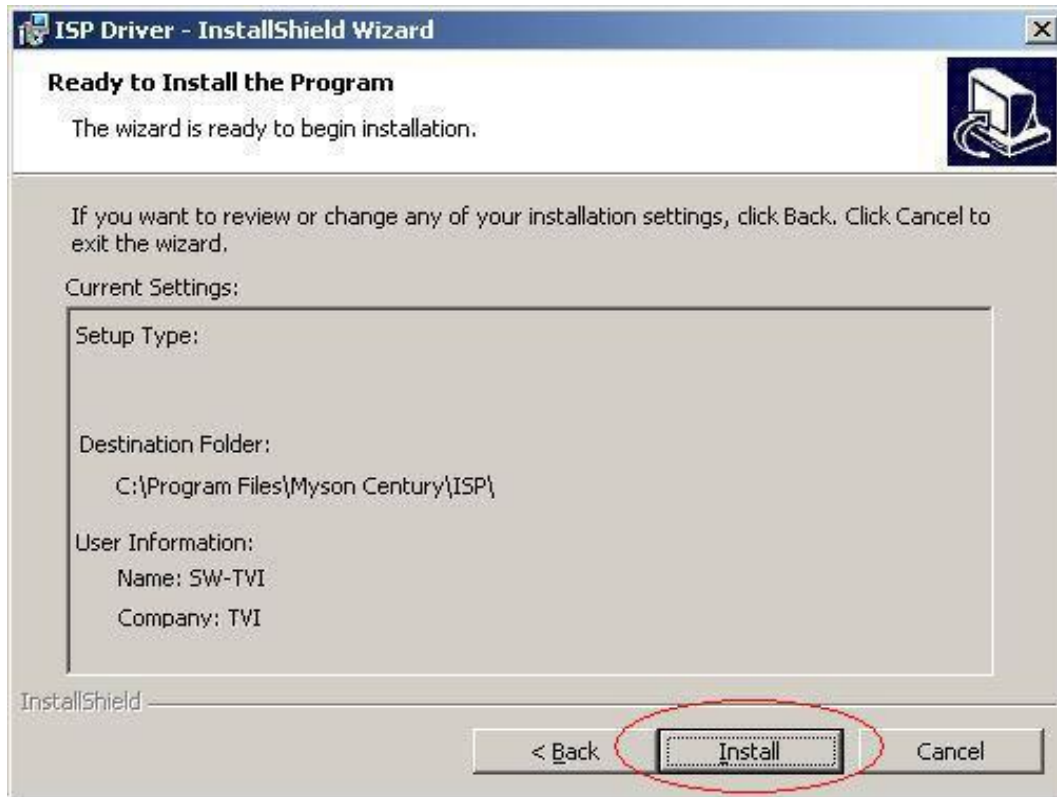


Fig. 1.3

6. Installation has finished , press " Finish " button , see Fig 1.4

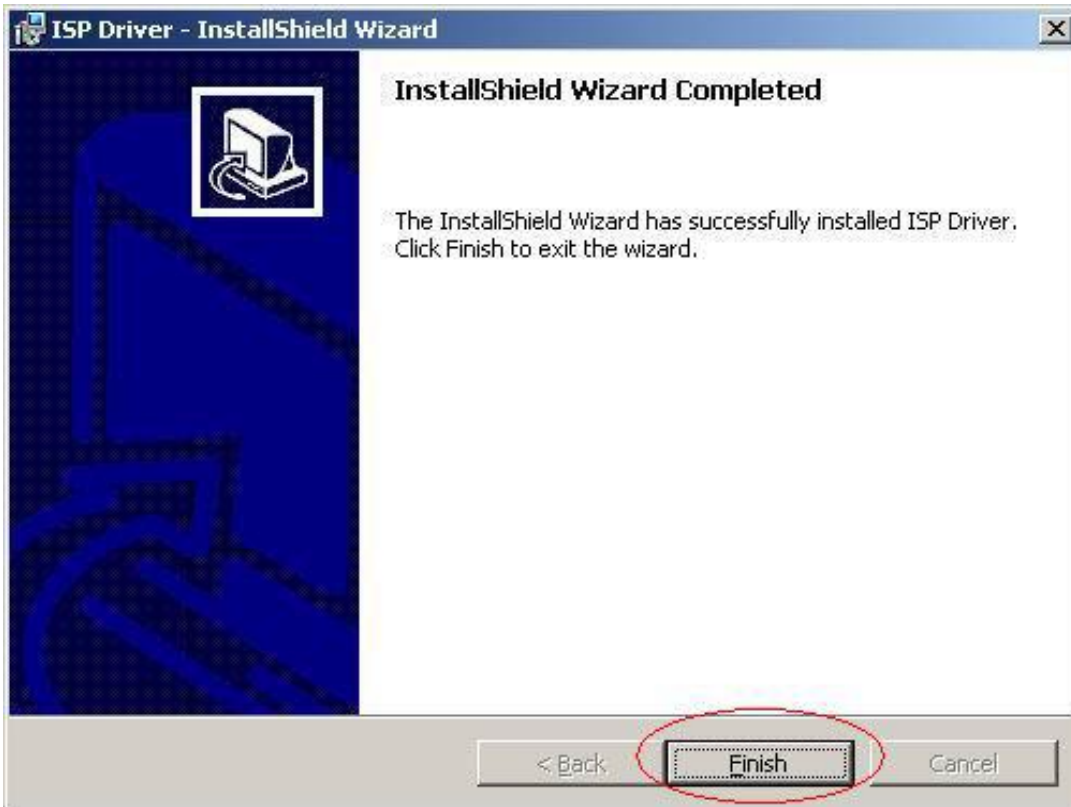


Fig. 1.4

Appendix B : How to use software to upgrade the BIOS :

1. After installation , we could find the shortcut in the setting paah or the program bar (default setting) , see Fig 2.1

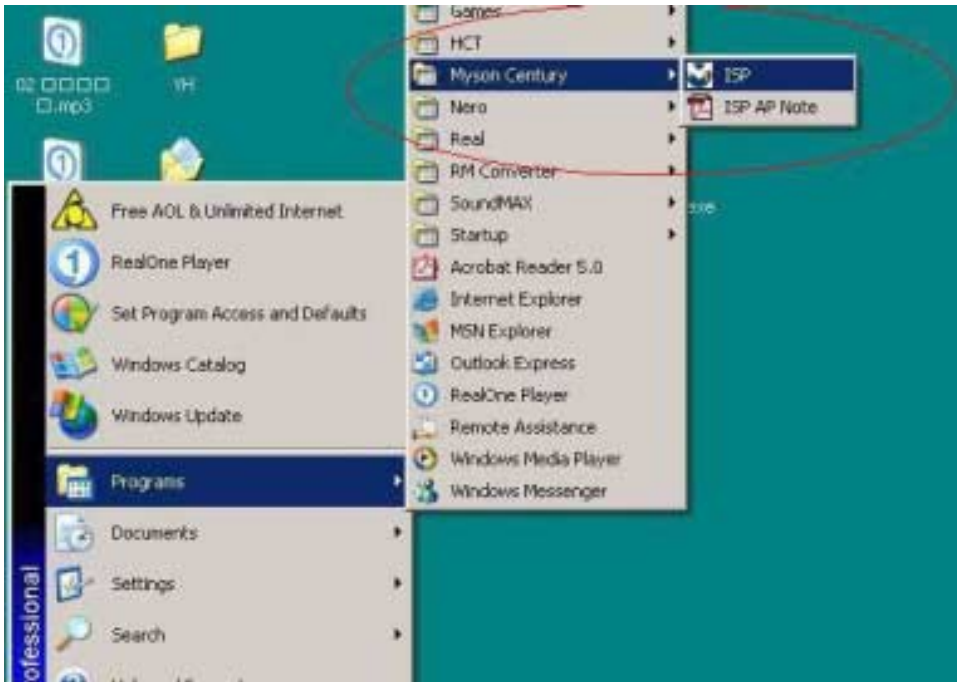


Fig. 2.1

2. Security file is a key to use ISP function , press " OK " button , see Fig 2.2



Fig. 2.2

3. The warning is used to remind user of that different CPU rate may cause ISP function fail. (it's limited by IIC protocol) , Press " OK " button , see Fig 2.3



Fig. 2.3

4. Press " Create Security file " button to key in Security code . Adjusting bar to decrease speed of IIC bus , See Fig.2.4 .

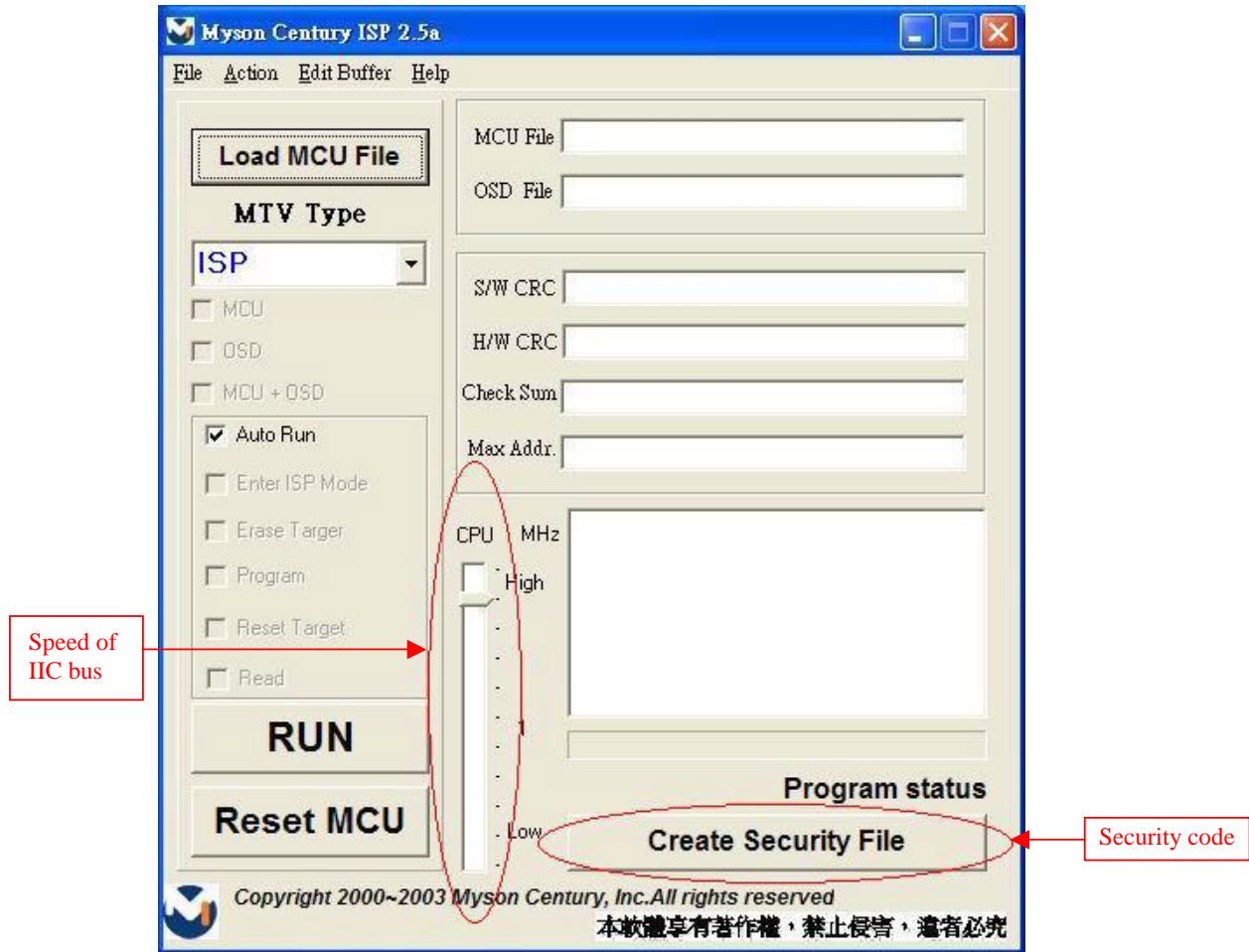


Fig. 2.4

5. Fig 2.5 shows the setting for security code of software ISP . it needs 2 command No. and key in command sequentially for 7C , 4C , 77. The command No. and command must be set by user while coding. About the detailed of setting , please refer to section 6 boot code of ISP .

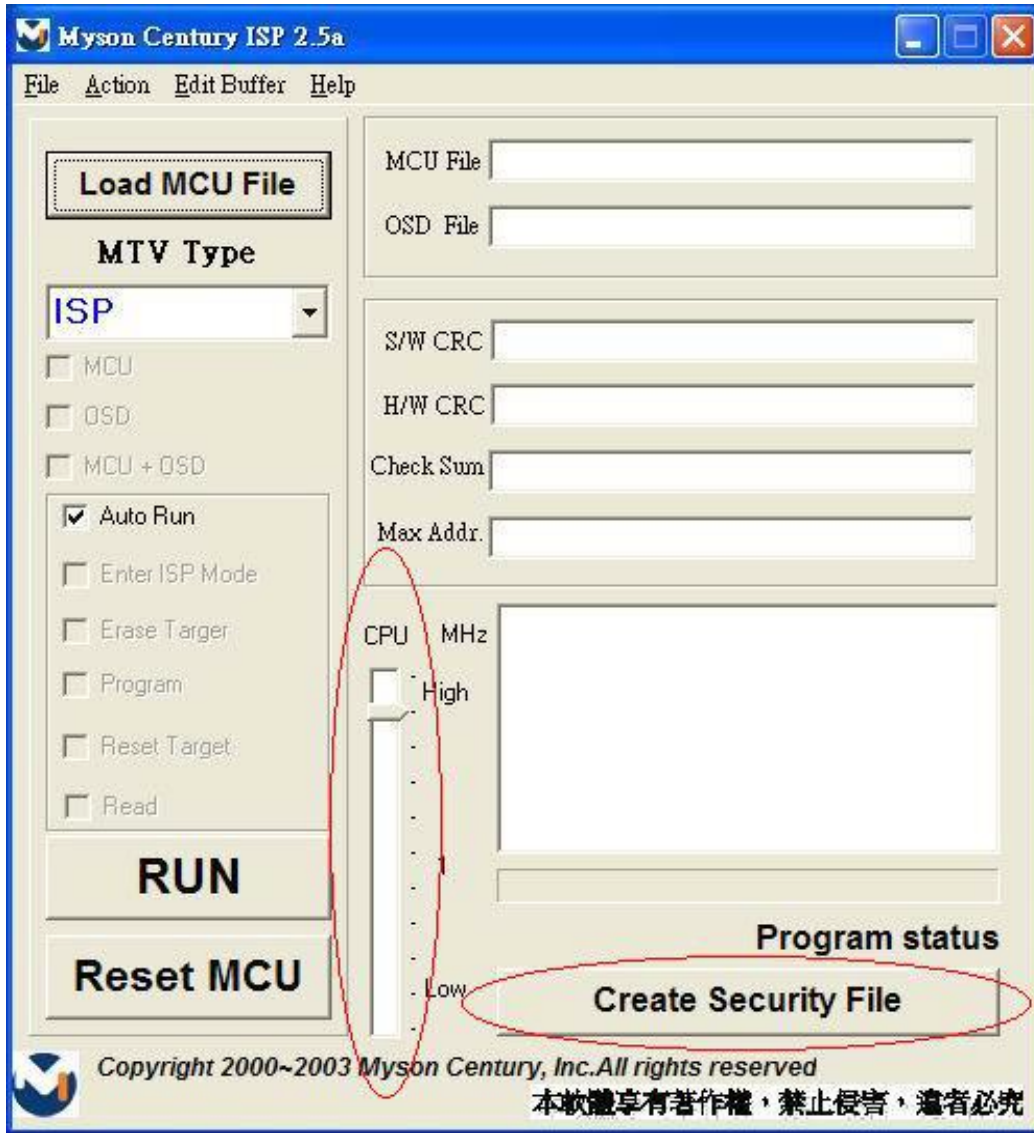


Fig. 2.5

Appendix C : Use ISP to program MCU

1. Select MTV type first , load the binary or intel hex file that you want to program into the MCU , and select " AUTO" item , then press " RUN " button , see fig3.1

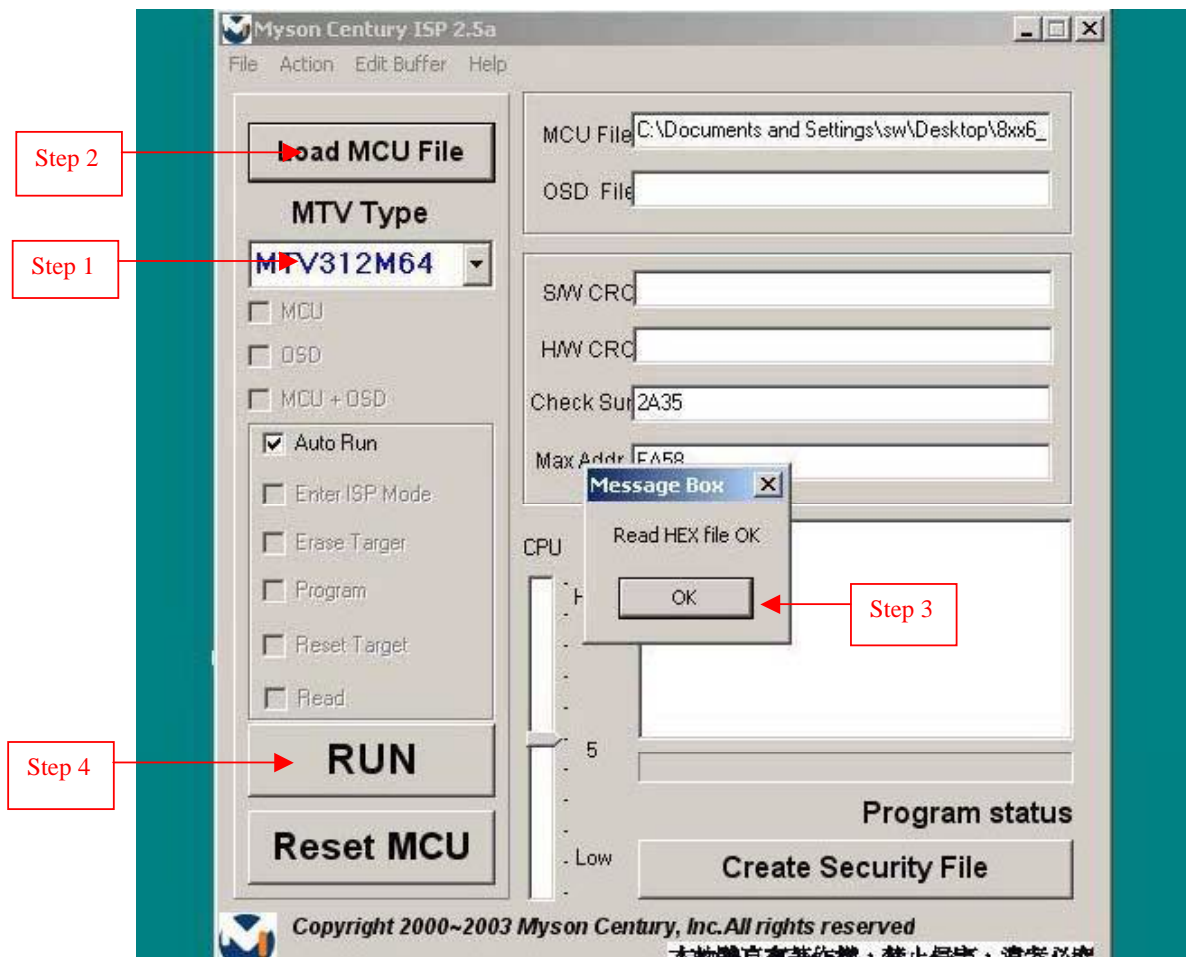


Fig. 3.1

2. If user change the MTV type , it must load file again , or the buffer of load file will be cleared .
3. CRC (cyclic redundancy check) : the host can check CRC register's result instead of reading every byte in flash .
The message of **Check MCU CRC OK** means that the host verify OK for the progress of program , see Fig.3.2

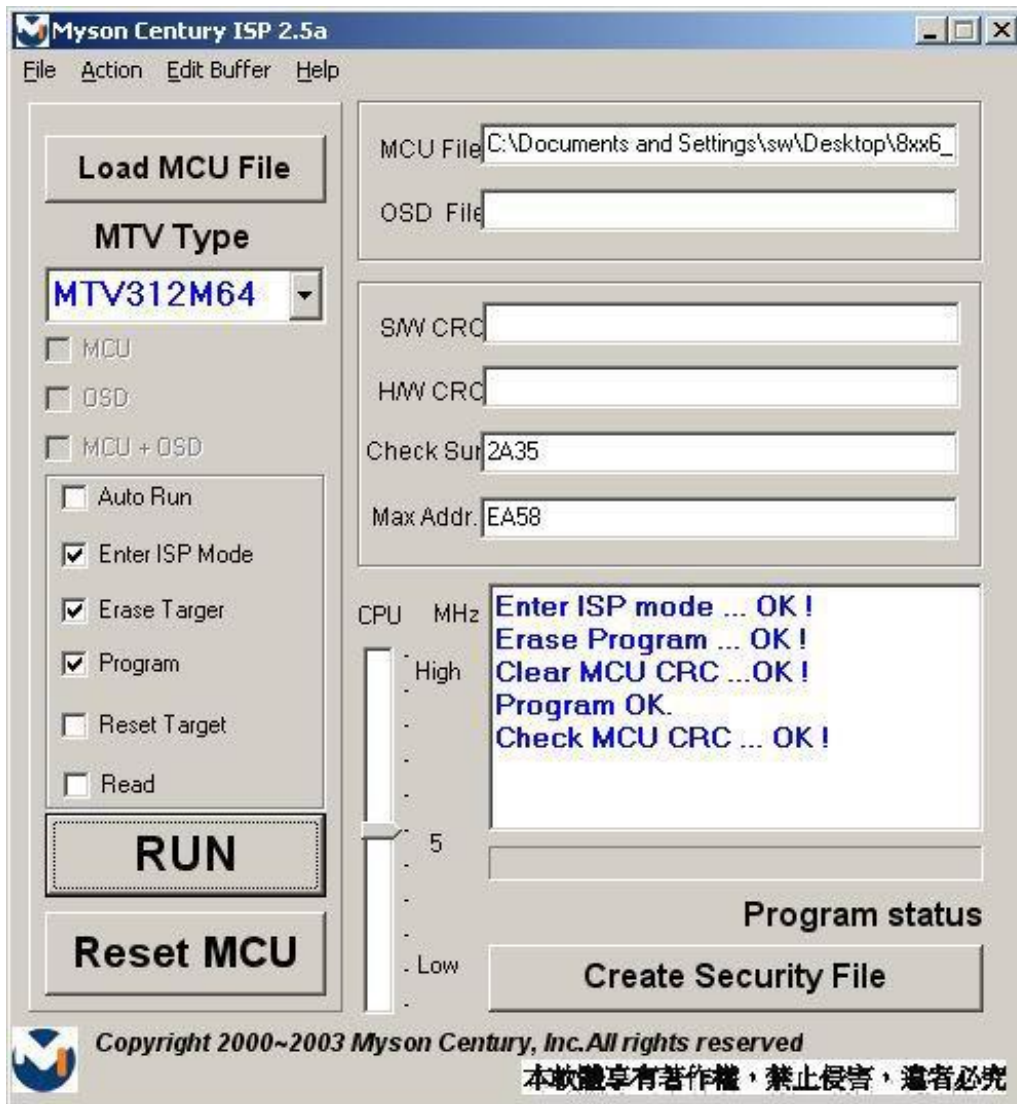
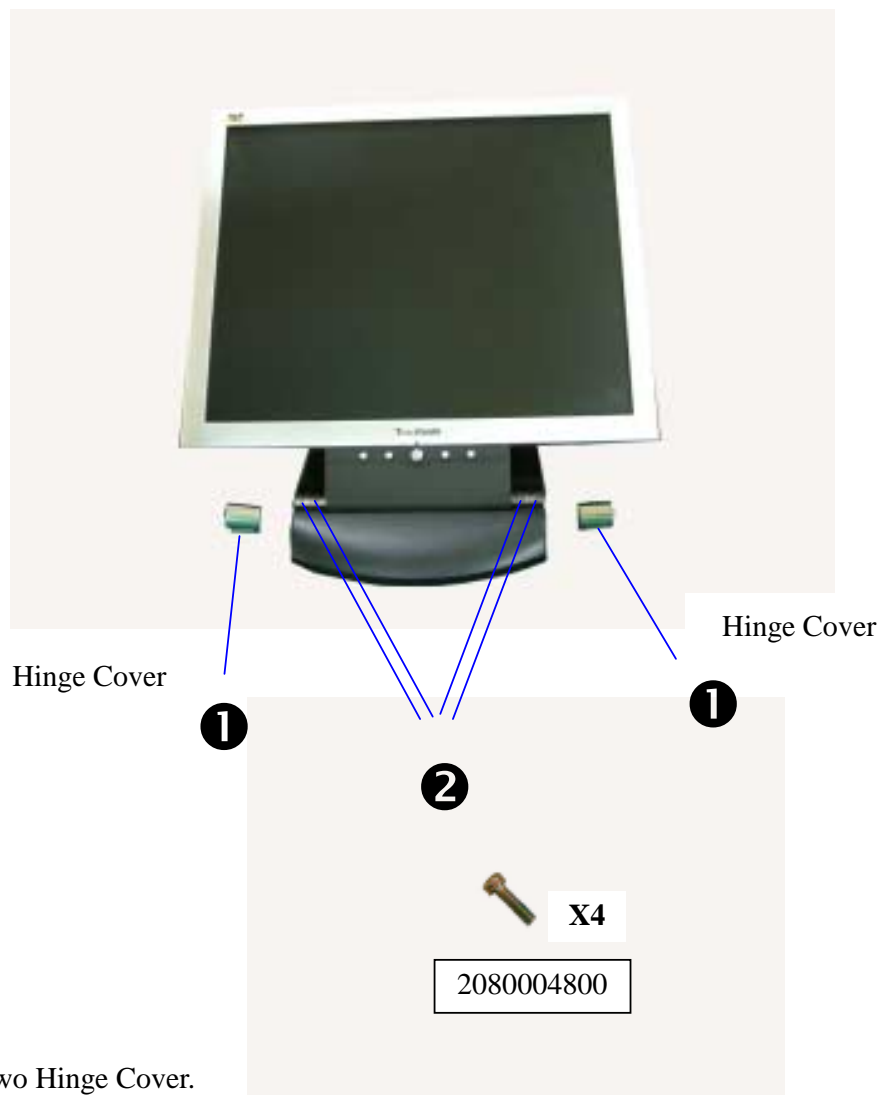


Fig. 3.2

Procedure of Disassembly (VE710s-4/VE710b-4/VA721)

This section provides disassembly procedures for VE710s-4/VE710b-4/VA721 LCD Monitor. Before you begin any of these procedures, be sure to turn off the power, computer system, and other attached devices; then disconnect the power cable from the electronically outlet. Moreover, when you disassemble the monitor, be sure to put the screws in a safe place and separate them according to grouping.

Disassembly of Stand unit from Monitor



1. Remove two Hinge Cover.
2. Unscrew four screws that secure Stand unit.



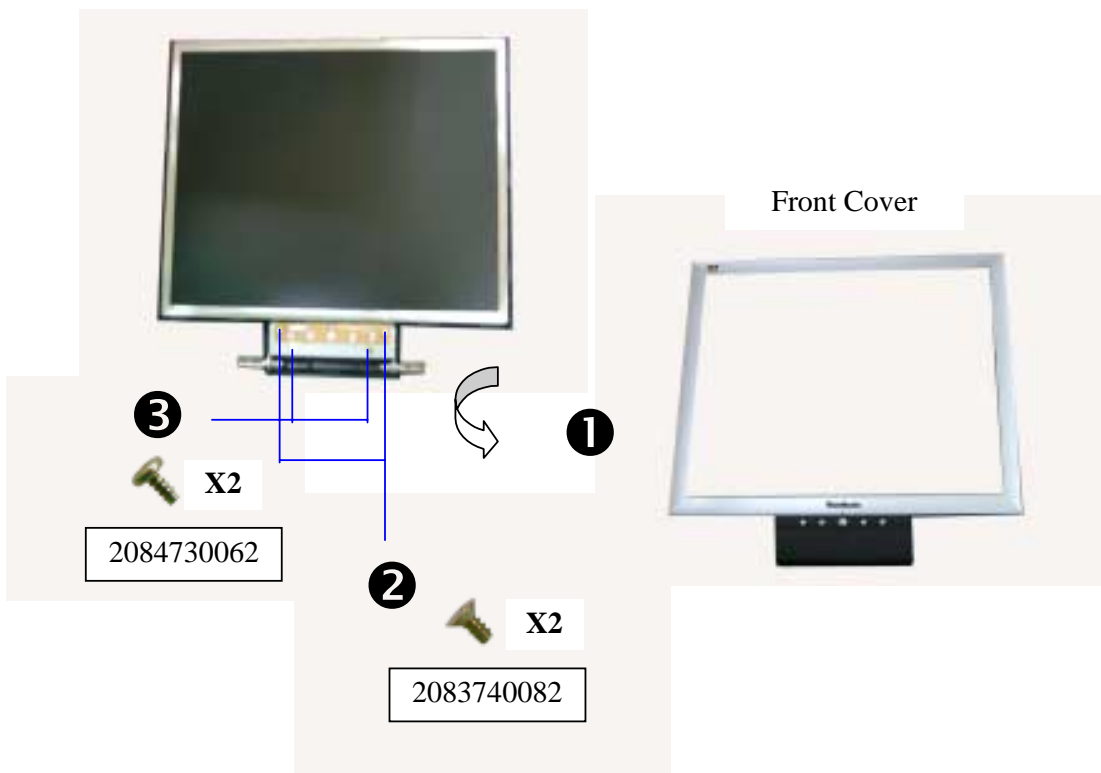
3

Stand unit




3. Detach Stand unit from the monitor.

Disassembly of Front Cover and Rear Cover




1. Detach Front Cover from the monitor.
2. Unscrew two screws that secure Hinge Metal Fitting.
3. Unscrew two screws that secure Keypad Board.




4. Detach Rear Cover from the LCD Panel module.


Disassembly of LCD Panel



1. Unscrew one screw that secures the M/B Shielding Plate and detach the M/B Shielding Plate.
2. Unscrew one screw that secures the Inverter top Shielding Plate and detach the Inverter top Shielding Plate.
3. Unscrew one screw that secures the Inverter down Shielding Plate and detach the Inverter down Shielding Plate.




4. Disconnect three connectors to remove the Inverter connector and LCD Panel FFC cable.




5. Unscrew four screws that secure Metal Fitting and remove LCD Panel from Metal Fitting.

Disassembly of Main Board, Keypad Board and Power Board



1. Unscrew four screws that secure Main Board and disconnect the wires which are connected to Main Board and remove Main Board.

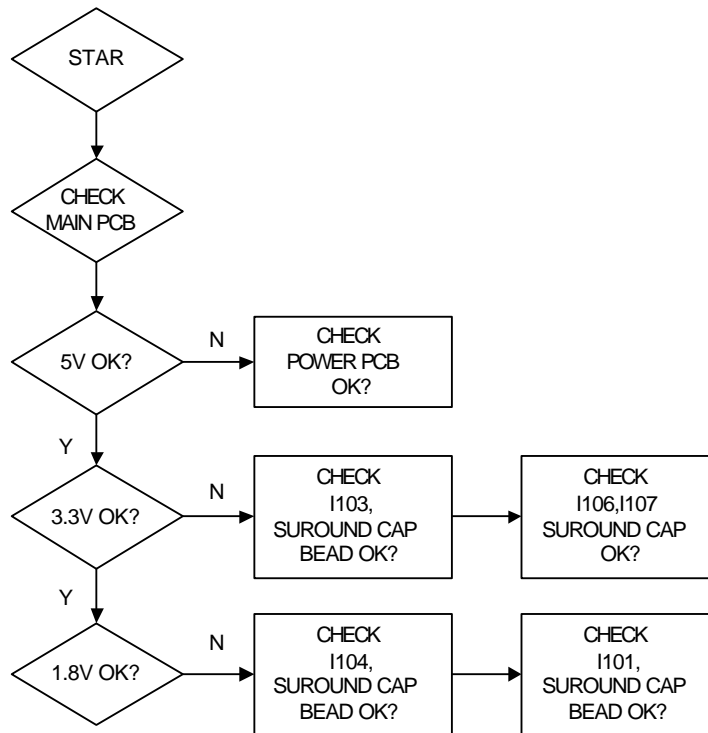
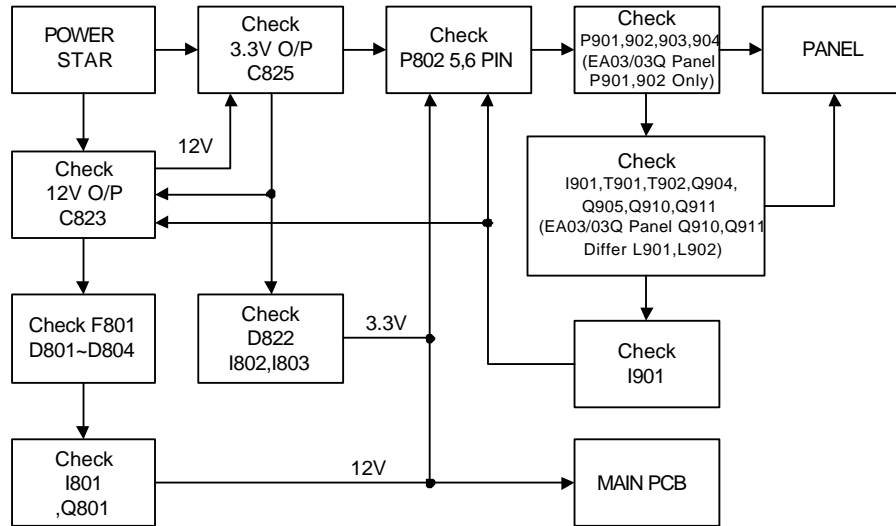


2. Unscrew four screws that secure Power Board to remove Power Board.

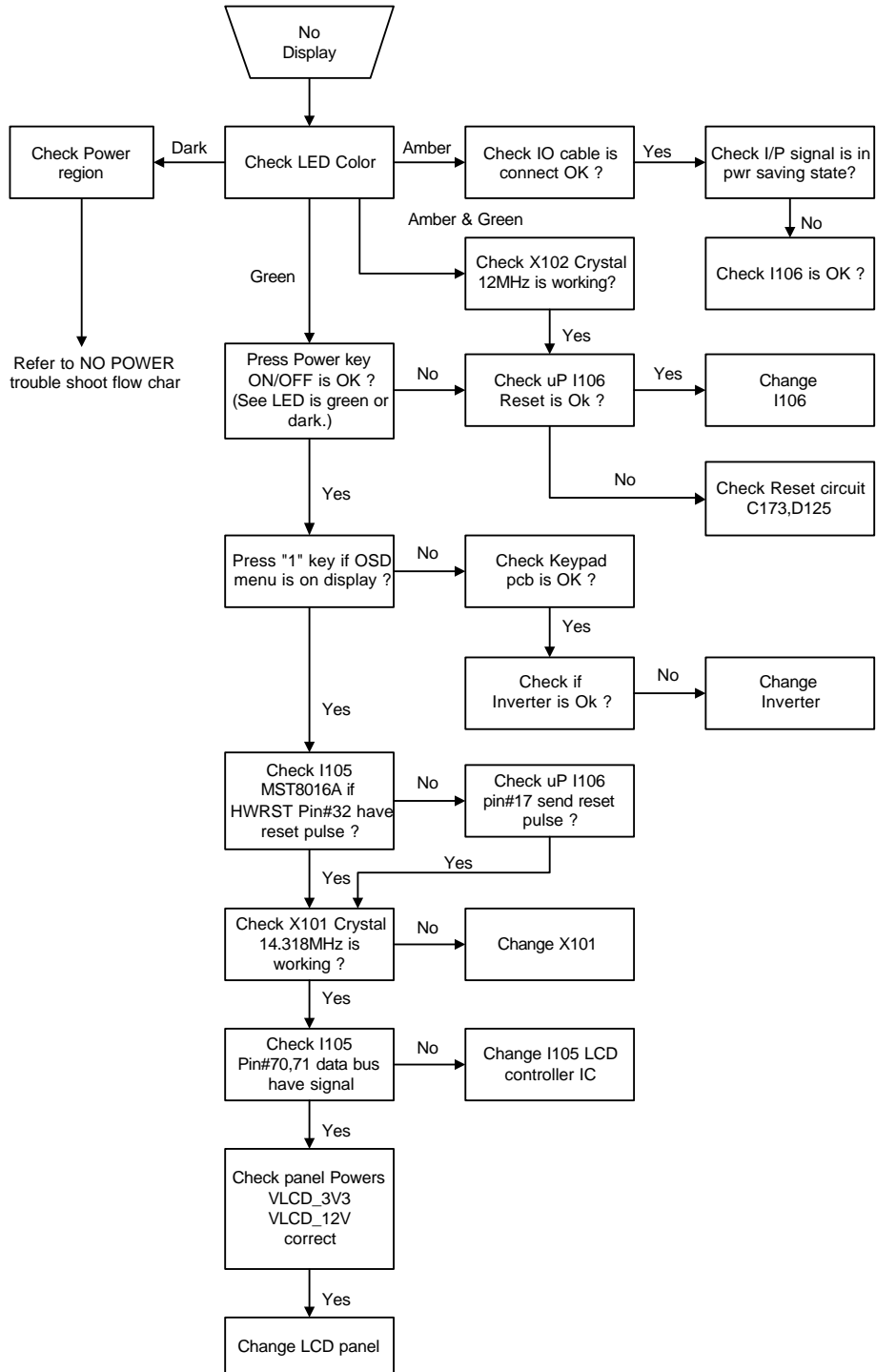
6. TROUBLE SHOOTING FLOW CHART

(VE710s-4 /VE710b-4 M -star Scaler)

6.1. NO POWER

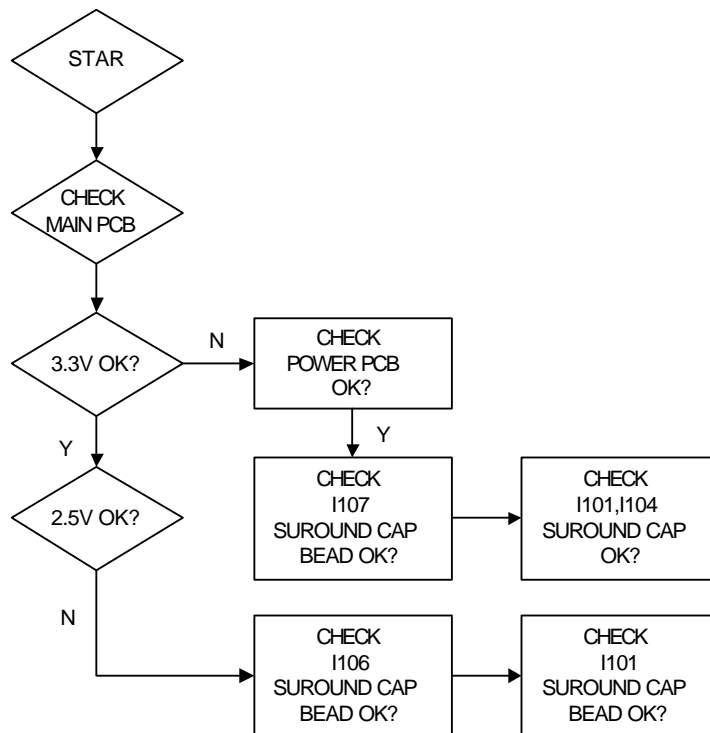
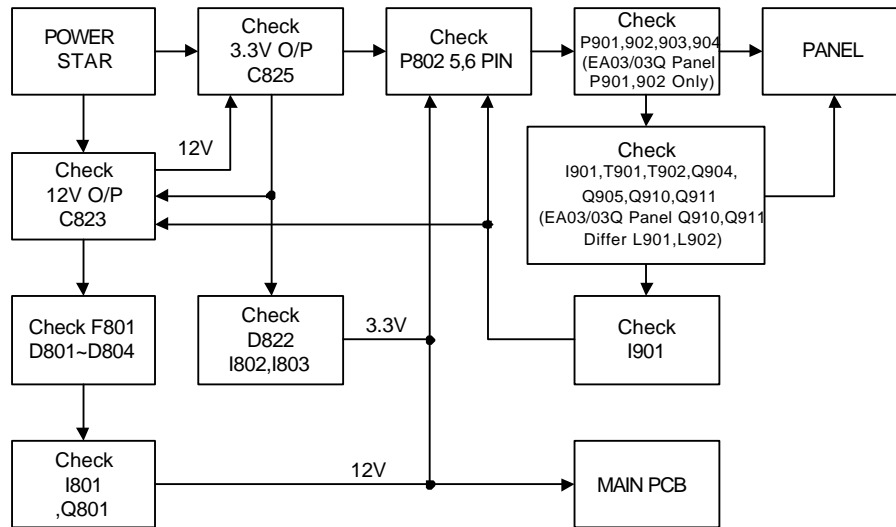


6.2. NO DISPLAY

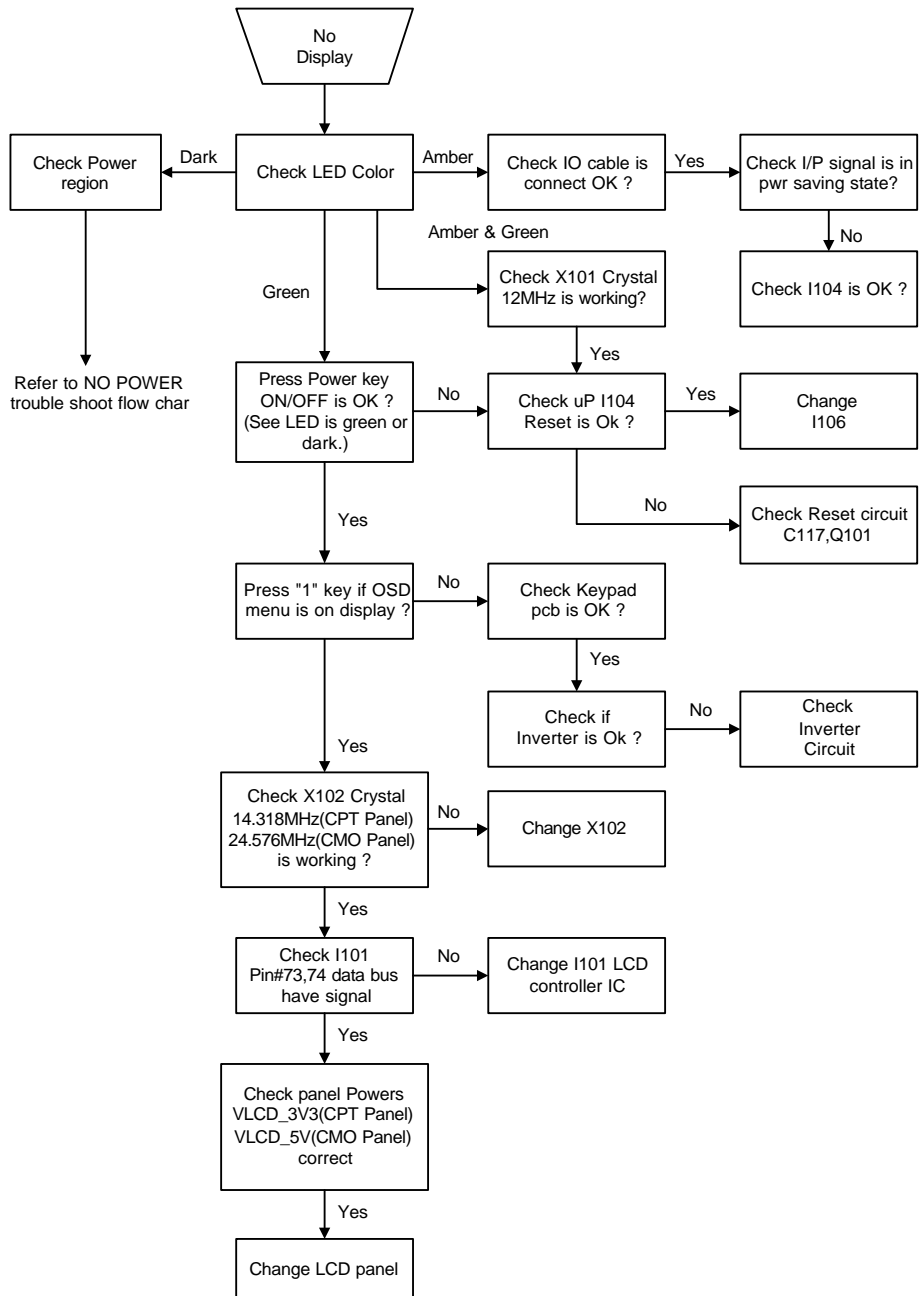


(VE710s-4 /VE710b-4 Realtek Scaler)

6.1. NO POWER



6.2. NO DISPLAY



7. Recommended Spare Parts List

RECOMMENDED SPARE PARTS LIST (VE710s-4 for "CPT v1.1 (8ms) Panel")

ViewSonic Model Number: VS10047

Rev: 1b

Serial No. Prefix: PUP

Item	Description	ECR/ECN	ViewSonic P/N	Ref. P/N	Location	Universal number#	Q'ty
1	Board Assembly: PCB ASSY BLOCK (MAIN)		B-00003459	6201-7978908191			1
2	PCB ASSY BLOCK (POWER)		B-00003460	6204-7978908191			1
3	PCB ASSY BLOCK (CON)		B-CB-0206-0186	6202-7978908251			1
4	Cabinets: DUST COVER VE710 ABS94HB AL-PLATE(L)		C-00003453	2027258602	6B04		1
5	DUST COVER VE710 ABS94HB AL-PLATE(L) ROHS	Added on 06/20/06	C-00006124	2027258602P	6B04		1
6	DUST COVER VE710 ABS94HB AL-PLATE(R)		M-CV-0830-0300	2027258601	6B02		1
7	DUST COVER VE710 ABS94HB AL-PLATE(R) ROHS	Added on 06/20/06	C-00006123	2027258601P	6B02		1
8	CABL BACK VE710 ABS94HB BLACK 4001		C-BC-0302-0587	2022262301	2C01		1
9	CABL BACK VE710 ABS94HB BLACK 4001 ROHS	Added on 06/20/06	C-00006126	2022262301P	2C01		1
10	FRONT BEZEL VIEWSONIC VE710 ABS94HB PS7604B		C-EP-0301-0980	2603307568			1
11	FRONT BEZEL VE710 ABS94HB PS7604B	Added on 06/20/06	C-00006196	2024266901P	1F01		1
12	Cables: I/O Cable D15/C13 202726(4.5) 1.83M Black	Added on 6/9/06	CB-00003009	2427501191P	P961		1
13	I/O Cable D15/C13 202726(3.6) 1.83M BLK		A-VIO-0118-0034	2427501174P	P961		1
14	Documentation: GUARANT CARD VIEWSONIC VA721/VE910 QSG		DC-00003455	2002310496	6P84		1
15	GUARANT CARD VIEWSONIC VA721/VE910 QSG ROHS	Added on 6/20/06	DC-00004478	2002310496P	6P84		1
16	CD-OWNER GUIDE VE710S-4 WIZARD VS10047 CPT		DC-00003475	2438501209	6P80		1
17	CD-OWNER GUIDE VE710S-4 WIZARD VS10047 CPT ROHS	Added on 06/20/06	DC-00006127	2438501209P	6P80		1
18	Electronic Components: LCD PANEL CLAA170EA08Q Ver1.1 8ms CPT		E-00003468	2212007201	V901		1
19	LCD PANEL CLAA170EA08Q Ver1.1 8ms CPT ROHS	Added on 06/20/06	E-00006128	2212007201P	V901		1
20	CAPACITOR - X2 0.47u/275V P=15.0 KC	Added on 6/9/06	E-00005729	2300947481P	C801		1
21	Packing Material: POLYETHY BAG 250mmx350mmx0.3 ADD>PE-LD<		M-MS-0808-1316	2013222536P	6P85		1
22	POLYETHY BAG 90CMX75CMX0.02 PE-LD		M-MS-0808-1317	2013053000P	6P60		1
23	Name Plate (ViewSonic Logo 3 Pin VA521)	Added on 6/9/06	M-MS-0808-0713	2051352001P	1F04		1
24	CARTON BOX VE710S-4 VS10047 050530	Added on 06/20/06	P-00006129	2011132010P	6P01		1
25	POLYFOAM VE710 EPS (L)		P-EM-0602-0866	2012176400	6P20		1
26	POLYFOAM VE710 EPS (L) ROHS	Added on 06/20/06	P-00006130	2012176400P	6P20		1
27	POLYFOAM VE710 EPS (R)		P-EM-0602-0867	2012176500	6P21		1
28	POLYFOAM VE710 EPS (R) ROHS	Added on 06/20/06	P-00006131	2012176500P	6P21		1
29	Plastics: STAND VE710 ABS94HB BLACK 4001		PL-PS-0715-0990	2028258201	5B01		1
30	STAND VE710 ABS94HB BLACK 4001 ROHS	Added on 06/20/06	PL-00006125	2028258201P	5B01		1

M-Region (VE710s-4M)

Item	Description	ECR/ECN	ViewSonic P/N	Ref. P/N	Location	Universal number#	Q'ty
1	Accessories: POWER CORD USA WALL 1.83M BLACK		A-PC-0106-0121	2427130046P	P951		1

P-Region (VE710s-4P)

Item	Description	ECR/ECN	ViewSonic P/N	Ref. P/N	Location	Universal number#	Q'ty
1	Accessories: AC POWER CORD TAIWAN WALL 1.83M BLACK		A-00003458	2427130123A	P951		1

G-Region (VE710s-4G)

Item	Description	ECR/ECN	ViewSonic P/N	Ref. P/N	Location	Universal number#	Q'ty
1	Accessories: POWER CORD CHINA WALL 1.83M BLACK		A-PC-0106-0277	2427130097	P951		1
2	POWER CORD CHINA WALL 1.83M BLACK ROHS	Added on 06/20/06	A-00006132	2427130097P	P951		1
3	Board Assembly: PCB ASSY BLOCK (MAIN)		B-00003459	6201-7978908191			1
4	PCB ASSY BLOCK (POWER)		B-00003460	6204-7978908191			1
5	Documentation: DISPLAY CARD VIEWSONIC CRT QUALIFIED LABEL		M-LB-0813-0984	2002201323P	6B09		1
6	GUARANT CARD VIEWSONIC WARRANTY CARD-C 2004		DC-00003461	2002310402P	6B07		1

E-Region (VE710s-4E)

Item	Description	ECR/ECN	ViewSonic P/N	Ref. P/N	Location	Universal number#	Q'ty
1	Accessories: POWER CORD GERMAN WALL 1.83M BLACK ROHS	Added on 06/20/06	A-00006133	2427130047P			1
2	POWER CORD GERMAN WALL 1.83M BLACK		A-PC-0106-0138	2427130047	P951		1
4	Cables: EEC CABLE 50P*0.5*1.80mm	Added on 06/20/06	CB-00006136	2420308001P	P981		1
5	EEC CABLE 30P*0.5*1.80mm	Added on 06/20/06	CB-00006137	2420308002P	P980		1
6	Packing Material: CRAFT BOX VE710S-4 VS10047 ROHS MARK	Added on 06/20/06	P-00006134	2011132012P	6P01		1

Remark 1: Above listed items are examples, supplier can expand the rows to add more necessary items.

Remark 2: All revised RSPs with newly added items or any change made should be highlighted and correlated with the ECN/ECR approved by ViewSonic Corporation. This is to eliminate repeated cross checks of each item between this version and prior versions.

RECOMMENDED SPARE PARTS LIST (VE710s-4 for "CMO v2.1 (8ms) Panel")

ViewSonic Model Number: VS10047

Rev: 1b

Serial No. Prefix: PUP

Item	Description	ECR/ECN	ViewSonic P/N	Ref. P/N	Location	Universal number#	Q'ty
1	Board Assembly: PCB ASSY BLOCK (CON)		B-CB-0206-0186	6202-7978908251			1
2	PCB ASSY BLOCK (MAIN)		B-00003450	6201-7978908141			1
3	PCB ASSY BLOCK (POWER)		B-00003451	6204-7978908141			1
4	Cabinets: BEZEL ASSY VE710 ABS94HB PS7604B		C-FP-0301-0979	2024266901	6B02		1
5	CABI BACK ASSY VE710 ABS94HB BLACK 4001		C-BC-0302-0587	2022262301	6B04		1
6	CABI BACK VE710 ABS94HB BLACK 4001 ROHS	Added on 06/20/06	C-00006126	2022262301P	2C01		1
7	DUST COVER VE710 ABS94HB AL-PLATE(L)		C-00003453	2027258602	6B04		1
8	DUST COVER VE710 ABS94HB AL-PLATE(L) ROHS	Added on 06/20/06	C-00006124	2027258602P	6B04		1
9	DUST COVER VE710 ABS94HB AL-PLATE(R) R		M-CV-0830-0300	2027258601	6B02		1
10	DUST COVER VE710 ABS94HB AL-PLATE(R) ROHS	Added on 06/20/06	C-00006123	2027258601P	6B02		1
11	Cables: I/O CABLE D15/C13 20276(3+6) 1.83M BLK		A-VIO-0118-0034	2427501174	P961		1
12	I/O Cable D15/C13 20276(4.5) 1.83M Black	Added on 6/9/06	CB-00003009	2427501191P	P961		1
13	Documentation: CD-OWNER GUIDE VE710S-4 WIZARD VS10047 CMO		DC-00003454	2438501199	6P80		1
14	CD-OWNER GUIDE WIZARD VS10047 CMO ROHS	Added on 06/20/06	DC-00006140	2438501199P	6P80		1
15	GUARANT CARD VIEWSONIC VA721/VE910 QSG		DC-00003455	2002310496	6P84		1
16	GUARANT CARD VIEWSONIC VA721/VE910 QSG ROHS	Added on 6/20/06	DC-00004478	2002310496P	6P84		1
17	Electronic Components: LCD PANEL M170E5-L09 Ver2.1 CMO		E-00003456	2212008000	V901		1
18	LCD PANEL M170E5-L09 Ver2.1 CMO	Added on 06/20/06	E-00006139	2212008000P	V901		1
19	Packing Material: CARTON BOX VE710S-4 VS10047 050530		P-00003476	2011132010	6P01		1
20	POLYETHY BAG 250mmx350mmx10.3 ADD>PE-LD<		M-MS-0808-1316	2013222536	6P85		1
21	POLYETHY BAG 90CMX75CMX0.02 PE-LD		M-MS-0808-1317	2013053000	6P60		1
22	POLYFOAM VE710 EPS (L)		P-FM-0602-0866	2012176400	6P20		1
23	POLYFOAM VE710 EPS (L) ROHS	Added on 06/20/06	P-00006130	2012176400P	6P20		1
24	POLYFOAM VE710 EPS (R)		P-FM-0602-0867	2012176500	6P21		1
25	POLYFOAM VE710 EPS (R) ROHS	Added on 06/20/06	P-00006131	2012176500P	6P21		1
26	Plastics: STAND VE710 ABS94HB BLACK 4001		PL-PS-0715-0990	2028258201	5B01		1
27	STAND VE710 ABS94HB BLACK 4001 ROHS	Added on 06/20/06	PL-00006125	2028258201P	5B01		1

M-Model

Item	Description	ECR/ECN	ViewSonic P/N	Ref. P/N	Location	Universal number#	Q'ty
1	Accessories: POWER CORD USA WALL 1.83M BLACK		A-PC-0106-0121	2427130046	P951		1

P-Model

Item	Description	ECR/ECN	ViewSonic P/N	Ref. P/N	Location	Universal number#	Q'ty
1	Accessories: AC POWER CORD TAIWAN WALL 1.83M BLACK		A-00003458	2427130123A	P951		1

G-Model

Item	Description	ECR/ECN	ViewSonic P/N	Ref. P/N	Location	Universal number#	Q'ty
1	Accessories: POWER CORD CHINA WALL 1.83M BLACK		A-PC-0106-0277	2427130097	P951		1
2	POWER CORD CHINA WALL 1.83M BLACK ROHS	Added on 06/20/06	A-00006132	2427130097P			1
3	Board Assembly: PCB ASSY BLOCK (MAIN)		B-00003459	6201-7978908191			1
4	PCB ASSY BLOCK (POWER)		B-00003460	6204-7978908191			1
5	Documentation: DISPLAY CARD VIEWSONIC CRT QUALIFIED LABEL		M-LB-0813-0984	2002201323	6P09		1
6	GUARANT CARD VIEWSONIC WARRANTY CARD-C 2004		DC-00003461	2002310402	6P07		1

E-Model

Item	Description	ECR/ECN	ViewSonic P/N	Ref. P/N	Location	Universal number#	Q'ty
1	Accessories: POWER CORD GERMAN WALL 1.83M BLACK		A-PC-0106-0138	2427130047	P951		1
2	Cable: FCC CABLE 30P*1.0mm*L165mm	Added on 06/20/06	CB-00006138	2420316301P	P980		1
3	Plastics: Stand Assy VE710 ABS94HB BLACK 4001	Added on 06/20/06	PL-00006135	2603207018			1
4	Packing Material: CRAFT BOX VE710S-4 VS10047 ROHS MARK	Added on 06/20/06	P-00006134	2011132012P	6P01		1

Remark 1: Above listed items are examples, supplier can expand the rows to add more necessary items.

Remark 2: All revised RSPLs with newly added items or any change made should be highlighted and correlated with the ECN/ECR approved by ViewSonic Corporation.

RECOMMENDED SPARE PARTS LIST (VE710b-4 for "CPT v1.1 (8ms) Panel")

ViewSonic Model Number: VS10047

Rev: 1b

Serial No. Prefix: PUN

Item	Description	ECR/ECN	ViewSonic P/N	Ref. P/N	Location	Universal number#	Q'ty	
1	Board Assembly:		PCB ASSY BLOCK (CON)	B-CB-0206-0186	6202-7978908251		1	
2			PCB ASSY BLOCK (MAIN)	B-00003450	6201-7978908141		1	
3			PCB ASSY BLOCK (POWER)	B-00003451	6204-7978908141		1	
4	Cabinets:		BEZEL ASSY VE710B-2 ABS94HB PANTONE 432C	C-FP-0301-0978	2603307569	6B02	1	
5			CABI BACK ASSY VE710B-2 ABS94HB PANTONE 432C	C-00003452	2603407603	6B04	1	
6			DUST COVER VE710 ABS94HB AL-PLATE(L)	C-00003453	2027258602	6B04	1	
7			DUST COVER (VE710 ABS94HB AL-PLATE (LD) ROHS	Added on 06/23/06	C-00006124	2027258602P	6B04	1
8			DUST COVER VE710 ABS94HB AL-PLATE(R) R	M-CV-0830-0300	2027258601	6B02	1	
9			DUST COVER (VE710 ABS94HB AL-PLATE (R) ROHS	Added on 06/23/06	C-00006123	2027258601P	6B02	1
10	Cables:		I/O CABLE D15/C13 20276(3+6) 1.83M BLK	A-VIO-0118-0034	2427501174	P961	1	
11			I/O Cable D15/C13 20276(4-5) 1.83M Black ROHS	Added on 6/9/06	CB-00003009	2427501191P	P961	1
12	Documentation:		CD-ROM VE710B-4 WIZARD VS10047 CPT	DC-00003467	2438501210	6P80	1	
13			CD-ROM VE710B-4 WIZARD VS10047 CPT ROHS	Added on 06/23/06	DC-00006200	2438501210P	6P80	1
14			QUICK START GUIDE VA721/VE910	DC-00003455	2002310496	6P84	1	
15			QUICK START GUIDE VA721/VE910 ROHS	Added on 06/23/06	DC-00004478	2002310496P	6P84	1
16	Electronic Components:		LCD PANEL CLAA170EA08Q Ver1.1 8ms CPT	E-00003468	2212007201	V901	1	
17			LCD PANEL CLAA170EA-08Q V1.1 8MS CPT ROHS	Added on 06/23/06	E-00006128	2212007201P	V901	1
18			CAPACITOR - X2 0.47u/275V P=15.0 KC	Added on 6/9/06	E-00006201	2300947481p	C801	
19	Packing Material:		CARTON BOX VE710B-4 VS10047 050530	P-00003457	2011132011	6P01	1	
20			POLYETHY BAG 250mmx350mmx0.3 ADD>PE-LD<	M-MS-0808-1316	2013222536	6P85	1	
21			POLYETHY BAG 90CMX75CMX0.02 PE-LD	M-MS-0808-1317	2013053000	6P60	1	
22			Name Plate (ViewSonic Logo 3 Pin VA521)	Added on 6/9/06	M-MS-0808-9213	2051352001P	1F04	
23			POLYFOAM VE710 EPS (L)	P-FM-0602-0866	2012176400	6P20	1	
24			POLYFOAM VE710 EPS (L) ROHS	Added on 06/23/06	P-00006130	2012176400P	6P20	1
25			POLYFOAM VE710 EPS (R)	P-FM-0602-0867	2012176500	6P21	1	
26			POLYFOAM VE710 EPS (R) ROHS	Added on 06/23/06	P-00006131	2012176500P	6P21	1
27	Plastics:		STAND VE710B-2 ABS94HB PANTONE 432C	PL-PS-0715-0991	2028258202	5B01	1	
28			STAND (VE710B-2 ABS94HB PANTONE 432C) ROHS	Added on 06/23/06	PL-00006199	2028258202P	5B01	1

M-Model (VE710b-4M)

Item	Description	ECR/ECN	ViewSonic P/N	Ref. P/N	Location	Universal number#	Q'ty
1	Accessories:		POWER CORD USA WALL 1.83M BLACK	A-00005362	2427130046P	P951	1

P-Model (VE710b-4P)

Item	Description	ECR/ECN	ViewSonic P/N	Ref. P/N	Location	Universal number#	Q'ty
1	Accessories:		AC POWER CORD TAIWAN WALL 1.83M BLACK	A-00003458	2427130123A	P951	1

G-Model (VE710b-4G)

Item	Description	ECR/ECN	ViewSonic P/N	Ref. P/N	Location	Universal number#	Q'ty	
1	Accessories:		POWER CORD CHINA WALL 1.83M BLACK	A-PC-0106-0277	2427130097	P951	1	
2			POWER CORD CHINA WALL 1.83M BLACK ROHS	A-00006132	2427130097P	P951	1	
3	Board Assembly:		PCB ASSY BLOCK (MAIN)	B-00003459	6201-7978908191		1	
4			PCB ASSY BLOCK (POWER)	B-00003460	6204-7978908191		1	
5	Cabinet:		CABI BACK ASSY VE710B-2 ABS94HB PANTONE 432C	Added on 06/23/06	C-00006202	2022262302P	2C01	1
6	Documentation:		DISPLAY CARD VIEWSONIC CRT QUALIFIED LABEL	M-LB-0813-0984	2002201323	6P09	1	
7			GUARANT CARD VIEWSONIC WARRANTY CARD-C 2004	DC-00003461	2002310402	6P07	1	
8	Packing Material:		CARTON BOX VE710B-4 VS10047 ROHS MARK	Added on 06/23/06	P-00006203	201132013P	6P01	1

E-Model (VE710b-4E)

Item	Description	ECR/ECN	ViewSonic P/N	Ref. P/N	Location	Universal number#	Q'ty	
1	Accessories:		POWER CORD GERMAN WALL 1.83M BLACK	A-PC-0106-0138	2427130047	P951	1	
2			POWER CORD GERMAN WALL 1.83M BLACK	Added on 06/23/06	A-00006133	2427130047P	P951	1
3	Cables:		FFC 50P*0.5*L80mm	Added on 06/23/06	CB-00006136	2420308001P	P981	1
4			FFC 30P*0.5*L80mm	Added on 06/23/06	CB-00006137	2420308002P	P980	1
5	Plastics:		STAND ASSY VE710B-2 ABS94HB PANTONE 432C	Added on 06/23/06	PL-00006204	2603207019	1	

Remark 1: Above listed items are examples, supplier can expand the rows to add more necessary items.

Remark 2: All revised RSPLs with newly added items or any change made should be highlighted and correlated with the ECR/ECN approved by ViewSonic Corporation.

This is to eliminate repeated cross checks of each item between this version and prior versions.

RECOMMENDED SPARE PARTS LIST (VE710b-4 for "CMO v2.1 (8ms) Panel")

ViewSonic Model Number: VS10047

Rev: 1b

Serial No. Prefix: PUN

Item	Description		ECR/ECN	ViewSonic P/N	Ref. P/N	Location	Universal number#	Q'ty
1	Board Assembly:	PCB ASS'Y BLOCK (CON)		B-CB-0206-0186	6202-7978908251			1
2		PCB ASS'Y BLOCK (MAIN)		B-00003450	6201-7978908141			1
3		PCB ASS'Y BLOCK (POWER)		B-00003451	6204-7978908141			1
4	Cabinets:	BEZEL ASS'Y VE710B-2 ABS94HB PANTONE 432C		C-FP-0301-0978	2603307569	6B02		1
5		CABI BACK ASSY VE710B-2 ABS94HB PANTONE 432C		C-00003452	2603407603	6B04		1
6		DUST COVER VE710 ABS94HB AL-PLATE(L)		C-00003453	2027258602	6B04		1
7		DUST COVER (VE710 ABS94HB AL-PLATE (LD) ROHS	Added on 06/23/06	C-00006124	2027258602P	6B04		1
8		DUST COVER VE710 ABS94HB AL-PLATE(R) R		M-CV-0830-0300	2027258601	6B02		1
9		DUST COVER (VE710 ABS94HB AL-PLATE (R) ROHS	Added on 06/23/06	C-00006123	2027258601P	6B02		1
10	Cables:	I/O CABLE D15/C13 20276(3+6) 1.83M BLK		A-VIO-0118-0034	2427501174	P961		1
11		I/O Cable D15/C13 20276(4.5) 1.83M Black	Added on 6/9/06	CB-00003009	2427501191P	P961		
12	Documentation:	CD-OWNER GUIDE VE710B-4 WIZARD VS10047 CMO		DC-00003454	2438501198	6P80		1
13		GUARANT CARD VIEWSONIC VA721/VE910 QSG		DC-00003455	2002310496	6P84		1
14		QUICK START GUIDE VA721/VE910 ROHS	Added on 06/23/06	DC-00004478	2002310496P	6P84		1
15	Electronic Components:	LCD PANEL M170E5-L09 Ver2.1 CMO		E-00003456	2212008000	V901		1
16		CAPACITOR - X2 0.47u/275V P-15.0 KC	Added on 6/9/06	E-00006201	2300947481p	C801		
17	Packing Material:	CARTON BOX VE710B-4 VS10047 050530		P-00003457	2011132011	6P01		1
18		POLYETHY BAG 250mmx350mmx0.3 ADD>PE-LD<		M-MS-0808-1316	2013222536	6P85		1
19		POLYETHY BAG 90CMX75CMX0.02t PE-LD		M-MS-0808-1317	2013053000	6P60		1
20		Name Plate (ViewSonic Logo 3 Pin VA521)	Added on 6/9/06	M-MS-0808-9213	2051352001P	1F04		
21		POLYFOAM VE710 EPS (L)		P-FM-0602-0866	2012176400	6P20		1
22		POLYFOAM VE710 EPS (L) ROHS	Added on 06/23/06	P-00006130	2012176400P	6P20		1
23		POLYFOAM VE710 EPS (R)		P-FM-0602-0867	2012176500	6P21		1
24		POLYFOAM VE710 EPS (R) ROHS	Added on 06/23/06	P-00006131	2012176500P	6P21		1
25	Plastics:	STAND VE710B-2 ABS94HB PANTONE 432C		PL-PS-0715-0991	2028258202	5B01		1
26		STAND (VE710B-2 ABS94HB PANTONE 432C) ROHS	Added on 06/23/06	PL-00006199	2028258202P	5B01		1

M-Model (VE710b-4M)

Item	Description		ECR/ECN	ViewSonic P/N	Ref. P/N	Location	Universal number#	Q'ty
1	Accessories:	POWER CORD USA WALL 1.83M BLACK		A-00005362	2427130046P	P951		1

P-Model (VE710b-4P)

Item	Description		ECR/ECN	ViewSonic P/N	Ref. P/N	Location	Universal number#	Q'ty
1	Accessories:	AC POWER CORD TAIWAN WALL 1.83M BLACK		A-00003458	2427130123A	P951		1

G-Model (VE710b-4G)

Item	Description		ECR/ECN	ViewSonic P/N	Ref. P/N	Location	Universal number#	Q'ty
1	Accessories:	POWER CORD CHINA WALL 1.83M BLACK		A-PC-0106-0277	2427130097	P951		1
2		AC POWER CORD CHINA WALL 1.83M BLACK ROHS	Added on 06/23/06	A-00006132	2427130097P	P951		1
3	Board Assembly:	PCB ASS'Y BLOCK (MAIN)		B-00003459	6201-7978908191			1
4		PCB ASS'Y BLOCK (POWER)		B-00003460	6204-7978908191			1
5	Documentation:	DISPLAY CARD VIEWSONIC CRT QUALIFIED LABEL		M-LB-0813-0984	2002201323	6P09		1
6		GUARANT CARD VIEWSONIC WARRANTY CARD-C 2004		DC-00003461	2002310402	6P07		1

E-Model (VE710b-4E)

Item	Description		ECR/ECN	ViewSonic P/N	Ref. P/N	Location	Universal number#	Q'ty
1	Accessories:	POWER CORD GERMAN WALL 1.83M BLACK		A-PC-0106-0138	2427130047	P951		1
2		POWER CORD GERMAN WALL 1.83M BLACK	Added on 06/23/06	A-00006133	2427130047P	P951		1

Remark 1: Above listed items are examples, supplier can expand the rows to add more necessary items.

Remark 2: All revised RSPLs with newly added items or any change made should be highlighted and correlated with the ECN/ECR approved by ViewSonic Corporation.

This is to eliminate repeated cross checks of each item between this version and prior versions.

BOM LIST (VE710s-4)

ViewSonic Model Number: VS-10047

Rev: 1a

Serial No. Prefix: PUP

Item	ViewSonic P/N	Ref. P/N	Description	Location	Universal number#	Q'ty
1	E-C-0404-3898	2341110096P	CAP,CHIP 125°C CS 0603/COG/50V 10 p J T	C101		1
2	N/A	2346147396P	CAP,CHIP 125°C CS 0603/X7R/50V 0.047u K T	C102	RA	1
3	N/A	2346247396P	CAP,CHIP 125°C CS 0603/X7R/25V 0.047u K T	C102	RB	1
4	N/A	2346147396P	CAP,CHIP 125°C CS 0603/X7R/50V 0.047u K T	C103	RA	1
5	N/A	2346247396P	CAP,CHIP 125°C CS 0603/X7R/25V 0.047u K T	C103	RB	1
6	N/A	2346147396P	CAP,CHIP 125°C CS 0603/X7R/50V 0.047u K T	C104	RA	1
7	N/A	2346247396P	CAP,CHIP 125°C CS 0603/X7R/25V 0.047u K T	C104	RB	1
8	E-C-0404-3898	2341110096P	CAP,CHIP 125°C CS 0603/COG/50V 10 p J T	C105		1
9	N/A	2346147396P	CAP,CHIP 125°C CS 0603/X7R/50V 0.047u K T	C106	RA	1
10	N/A	2346247396P	CAP,CHIP 125°C CS 0603/X7R/25V 0.047u K T	C106	RB	1
11	N/A	2346147396P	CAP,CHIP 125°C CS 0603/X7R/50V 0.047u K T	C107	RA	1
12	N/A	2346247396P	CAP,CHIP 125°C CS 0603/X7R/25V 0.047u K T	C107	RB	1
13	E-C-0404-3898	2341110096P	CAP,CHIP 125°C CS 0603/COG/50V 10 p J T	C108		1
14	N/A	2346147396P	CAP,CHIP 125°C CS 0603/X7R/50V 0.047u K T	C109	RA	1
15	N/A	2346247396P	CAP,CHIP 125°C CS 0603/X7R/25V 0.047u K T	C109	RB	1
16	N/A	2341147096P	CAP,CHIP 125°C CS 0603/COG/50V 47p J T	C111		1
17	N/A	2341147096P	CAP,CHIP 125°C CS 0603/COG/50V 47p J T	C113		1
18	N/A	2341147096P	CAP,CHIP 125°C CS 0603/COG/50V 47p J T	C114		1
19	N/A	2341147096P	CAP,CHIP 125°C CS 0603/COG/50V 47p J T	C115		1
20	E-C-0404-3815	2346410496P	CAP,CHIP 85°C CS 0603/Y5V/50V 0.1u Z T	C116		1
21	E-C-0404-4423	2341122096P	CAP,CHIP 125°C CS 0603/COG/50V 22p J T	C119		1
22	E-C-0404-4423	2341122096P	CAP,CHIP 125°C CS 0603/COG/50V 22p J T	C121		1
23	E-C-0404-3815	2346410496P	CAP,CHIP 85°C CS 0603/Y5V/50V 0.1u Z T	C122		1
24	E-C-0404-3815	2346410496P	CAP,CHIP 85°C CS 0603/Y5V/50V 0.1u Z T	C133		1
25	E-C-0404-3815	2346410496P	CAP,CHIP 85°C CS 0603/Y5V/50V 0.1u Z T	C134		1
26	E-C-0404-3815	2346410496P	CAP,CHIP 85°C CS 0603/Y5V/50V 0.1u Z T	C135		1
27	E-C-0404-3815	2346410496P	CAP,CHIP 85°C CS 0603/Y5V/50V 0.1u Z T	C136		1
28	E-C-0404-3815	2346410496P	CAP,CHIP 85°C CS 0603/Y5V/50V 0.1u Z T	C137		1
29	E-C-0404-3815	2346410496P	CAP,CHIP 85°C CS 0603/Y5V/50V 0.1u Z T	C138		1
30	E-C-0404-3815	2346410496P	CAP,CHIP 85°C CS 0603/Y5V/50V 0.1u Z T	C139		1
31	E-C-0404-3815	2346410496P	CAP,CHIP 85°C CS 0603/Y5V/50V 0.1u Z T	C140		1
32	E-C-0404-3815	2346410496P	CAP,CHIP 85°C CS 0603/Y5V/50V 0.1u Z T	C141		1
33	E-C-0404-3815	2346410496P	CAP,CHIP 85°C CS 0603/Y5V/50V 0.1u Z T	C142		1
34	E-C-0404-3815	2346410496P	CAP,CHIP 85°C CS 0603/Y5V/50V 0.1u Z T	C143		1
35	E-C-0404-4423	2341122096P	CAP,CHIP 125°C CS 0603/COG/50V 22p J T	C145		1
36	E-C-0404-4423	2341122096P	CAP,CHIP 125°C CS 0603/COG/50V 22p J T	C146		1
37	E-C-0404-3815	2346410496P	CAP,CHIP 85°C CS 0603/Y5V/50V 0.1u Z T	C148		1
38	E-C-0404-3815	2346410496P	CAP,CHIP 85°C CS 0603/Y5V/50V 0.1u Z T	C149		1
39	E-C-0404-3815	2346410496P	CAP,CHIP 85°C CS 0603/Y5V/50V 0.1u Z T	C151		1
40	E-C-0404-3815	2346410496P	CAP,CHIP 85°C CS 0603/Y5V/50V 0.1u Z T	C154		1
41	E-C-0404-3815	2346410496P	CAP,CHIP 85°C CS 0603/Y5V/50V 0.1u Z T	C157		1
42	E-C-0404-3815	2346410496P	CAP,CHIP 85°C CS 0603/Y5V/50V 0.1u Z T	C158		1
43	E-C-0404-3815	2346410496P	CAP,CHIP 85°C CS 0603/Y5V/50V 0.1u Z T	C160		1
44	E-C-0404-3815	2346410496P	CAP,CHIP 85°C CS 0603/Y5V/50V 0.1u Z T	C161		1
45	E-C-0404-3815	2346410496P	CAP,CHIP 85°C CS 0603/Y5V/50V 0.1u Z T	C162		1
46	E-C-0404-3815	2346410496P	CAP,CHIP 85°C CS 0603/Y5V/50V 0.1u Z T	C163		1
47	E-C-0404-3815	2346410496P	CAP,CHIP 85°C CS 0603/Y5V/50V 0.1u Z T	C166		1
48	E-C-0404-3815	2346410496P	CAP,CHIP 85°C CS 0603/Y5V/50V 0.1u Z T	C167		1
49	E-C-0404-3815	2346410496P	CAP,CHIP 85°C CS 0603/Y5V/50V 0.1u Z T	C168		1
50	E-C-0404-3815	2346410496P	CAP,CHIP 85°C CS 0603/Y5V/50V 0.1u Z T	C169		1
51	E-C-0404-3815	2346410496P	CAP,CHIP 85°C CS 0603/Y5V/50V 0.1u Z T	C170		1
52	E-C-0404-3815	2346410496P	CAP,CHIP 85°C CS 0603/Y5V/50V 0.1u Z T	C172		1
53	E-C-0404-3815	2346410496P	CAP,CHIP 85°C CS 0603/Y5V/50V 0.1u Z T	C175		1
54	E-C-0404-3815	2346410496P	CAP,CHIP 85°C CS 0603/Y5V/50V 0.1u Z T	C178		1
55	E-C-0404-3815	2346410496P	CAP,CHIP 85°C CS 0603/Y5V/50V 0.1u Z T	C179		1
56	E-C-0404-3815	2346410496P	CAP,CHIP 85°C CS 0603/Y5V/50V 0.1u Z T	C180		1
57	N/A	2364600196P	DIODE,SWITCH SMD (NG PARTS) LL4148 SOD80C TEMIC	D101	RA	1
58	E-D-0403-1892	2364200896P	DIODE,RECT(SMD) BAS32L SOD80C PHILIPS	D101	RB	1
59	E-00003830	2364601396P	DIODE,SWITCH SMD IN4148W-7-F SOD-123 DIODES	D101	RC	1
60	N/A	2364600196P	DIODE,SWITCH SMD (NG PARTS) LL4148 SOD80C TEMIC	D103	RA	1
61	E-D-0403-1892	2364200896P	DIODE,RECT(SMD) BAS32L SOD80C PHILIPS	D103	RB	1
62	E-00003830	2364601396P	DIODE,SWITCH SMD IN4148W-7-F SOD-123 DIODES	D103	RC	1
63	N/A	2364600196P	DIODE,SWITCH SMD (NG PARTS) LL4148 SOD80C TEMIC	D104	RA	1
64	E-D-0403-1892	2364200896P	DIODE,RECT(SMD) BAS32L SOD80C PHILIPS	D104	RB	1
65	E-00003830	2364601396P	DIODE,SWITCH SMD IN4148W-7-F SOD-123 DIODES	D104	RC	1
66	E-D-0403-1779	2364503996P	DIODE,ZENER SMD BZV55-C5V6 5% SOD-80C PHILIPS	D105	RA	1
67	E-D-0403-2808	2364505616P	DIODE,ZENER SMD TZMC5V6 SOD-80 5.2-6.0V VISHAY	D105	RB	1
68	N/A	2364600196P	DIODE,SWITCH SMD (NG PARTS) LL4148 SOD80C TEMIC	D106	RA	1
69	E-D-0403-1892	2364200896P	DIODE,RECT(SMD) BAS32L SOD80C PHILIPS	D106	RB	1
70	E-00003830	2364601396P	DIODE,SWITCH SMD IN4148W-7-F SOD-123 DIODES	D106	RC	1
71	N/A	2364600196P	DIODE,SWITCH SMD (NG PARTS) LL4148 SOD80C TEMIC	D107	RA	1
72	E-D-0403-1892	2364200896P	DIODE,RECT(SMD) BAS32L SOD80C PHILIPS	D107	RB	1
73	E-00003830	2364601396P	DIODE,SWITCH SMD IN4148W-7-F SOD-123 DIODES	D107	RC	1
74	N/A	2364600196P	DIODE,SWITCH SMD (NG PARTS) LL4148 SOD80C TEMIC	D108	RA	1
75	E-D-0403-1892	2364200896P	DIODE,RECT(SMD) BAS32L SOD80C PHILIPS	D108	RB	1
76	E-00003830	2364601396P	DIODE,SWITCH SMD IN4148W-7-F SOD-123 DIODES	D108	RC	1
77	E-D-0403-1779	2364503996P	DIODE,ZENER SMD BZV55-C5V6 5% SOD-80C PHILIPS	D111	RA	1
78	E-D-0403-2808	2364505616P	DIODE,ZENER SMD TZMC5V6 SOD-80 5.2-6.0V VISHAY	D111	RB	1
79	E-D-0403-1779	2364503996P	DIODE,ZENER SMD BZV55-C5V6 5% SOD-80C PHILIPS	D112	RA	1
80	E-D-0403-2808	2364505616P	DIODE,ZENER SMD TZMC5V6 SOD-80 5.2-6.0V VISHAY	D112	RB	1
81	N/A	2364600196P	DIODE,SWITCH SMD (NG PARTS) LL4148 SOD80C TEMIC	D113	RA	1
82	E-D-0403-1892	2364200896P	DIODE,RECT(SMD) BAS32L SOD80C PHILIPS	D113	RB	1
83	E-00003830	2364601396P	DIODE,SWITCH SMD IN4148W-7-F SOD-123 DIODES	D113	RC	1

Item	ViewSonic P/N	Ref. P/N	Description	Location	Universal number#	Q'ty
84	N/A	2364600196P	DIODE,SWITCH SMD (NG PARTS) LL4148 SOD80C TEMIC	D114 RA		1
85	E-D-0403-1892	2364200896P	DIODE,RECT(SMD) BAS32L SOD80C PHILIPS	D114 RB		1
86	E-00003830	2364601396P	DIODE,SWITCH SMD 1N4148W-7-F SOD-123 DIODES	D114 RC		1
87	N/A	2364600196P	DIODE,SWITCH SMD (NG PARTS) LL4148 SOD80C TEMIC	D116 RA		1
88	E-D-0403-1892	2364200896P	DIODE,RECT(SMD) BAS32L SOD80C PHILIPS	D116 RB		1
89	E-00003830	2364601396P	DIODE,SWITCH SMD 1N4148W-7-F SOD-123 DIODES	D116 RC		1
90	N/A	2364600196P	DIODE,SWITCH SMD (NG PARTS) LL4148 SOD80C TEMIC	D117 RA		1
91	E-D-0403-1892	2364200896P	DIODE,RECT(SMD) BAS32L SOD80C PHILIPS	D117 RB		1
92	E-00003830	2364601396P	DIODE,SWITCH SMD 1N4148W-7-F SOD-123 DIODES	D117 RC		1
93	N/A	2364600196P	DIODE,SWITCH SMD (NG PARTS) LL4148 SOD80C TEMIC	D119 RA		1
94	E-D-0403-1892	2364200896P	DIODE,RECT(SMD) BAS32L SOD80C PHILIPS	D119 RB		1
95	E-00003830	2364601396P	DIODE,SWITCH SMD 1N4148W-7-F SOD-123 DIODES	D119 RC		1
96	N/A	2364600196P	DIODE,SWITCH SMD (NG PARTS) LL4148 SOD80C TEMIC	D120 RA		1
97	E-D-0403-1892	2364200896P	DIODE,RECT(SMD) BAS32L SOD80C PHILIPS	D120 RB		1
98	E-00003830	2364601396P	DIODE,SWITCH SMD 1N4148W-7-F SOD-123 DIODES	D120 RC		1
99	N/A	2364600196P	DIODE,SWITCH SMD (NG PARTS) LL4148 SOD80C TEMIC	D121 RA		1
100	E-D-0403-1892	2364200896P	DIODE,RECT(SMD) BAS32L SOD80C PHILIPS	D121 RB		1
101	E-00003830	2364601396P	DIODE,SWITCH SMD 1N4148W-7-F SOD-123 DIODES	D121 RC		1
102	N/A	2364600196P	DIODE,SWITCH SMD (NG PARTS) LL4148 SOD80C TEMIC	D122 RA		1
103	E-D-0403-1892	2364200896P	DIODE,RECT(SMD) BAS32L SOD80C PHILIPS	D122 RB		1
104	E-00003830	2364601396P	DIODE,SWITCH SMD 1N4148W-7-F SOD-123 DIODES	D122 RC		1
105	N/A	2365930896P	IC,DIGITAL SMD RTD2023-LF PQFP128 Realtek	I101		1
106	N/A	2365929996P	IC,DIGITAL SMD MTV312GMV64 PLCC44 MYSON	I104		1
107	E-IC-0401-2269	2365915896P	IC,DIGITAL SMD 24LC16BT/SN SO-8 MICROCHIP	I105 RA		1
108	N/A	2365100996P	MEMORY IC AT24C16AN-10SU-2.7 SO-8 AMTEL	I105 RB		1
109	N/A	2365812696P	IC,LINEAR(SMD) CM2860GK1M223 SOT223 CHAMPION	I106 RA		1
110	N/A	2365813196P	IC,LINEAR(SMD) AME8805DEGTZ SOT-223 AME	I106 RB		1
111	E-R-0405-6600	2253200096P	RES CHIP 1/10W RC 0603 1/10W 0 ohm J T	L101		1
112	E-R-0405-6600	2253200096P	RES CHIP 1/10W RC 0603 1/10W 0 ohm J T	L102		1
113	E-R-0405-6600	2253200096P	RES CHIP 1/10W RC 0603 1/10W 0 ohm J T	L103		1
114	N/A	2379312196P	BEAD,HI-IMPEDANCE Z= 120 ohm(100MHZ-) 0603 200mA	L104		1
115	N/A	2379312196P	BEAD,HI-IMPEDANCE Z= 120 ohm(100MHZ-) 0603 200mA	L105		1
116	N/A	2379820196P	BEAD,HI-IMPEDANCE Z= 200 ohm(200MHZ-) 0805 200mA	L106		1
117	N/A	2379820196P	BEAD,HI-IMPEDANCE Z= 200 ohm(200MHZ-) 0805 200mA	L107		1
118	N/A	2379820196P	BEAD,HI-IMPEDANCE Z= 200 ohm(200MHZ-) 0805 200mA	L108		1
119	N/A	2379820196P	BEAD,HI-IMPEDANCE Z= 200 ohm(200MHZ-) 0805 200mA	L109		1
120	N/A	2379820196P	BEAD,HI-IMPEDANCE Z= 200 ohm(200MHZ-) 0805 200mA	L110		1
121	E-00003533	2379520196P	BEAD,HI-CURRENT Z= 200 ohm 0805 I=2.0A	L111		1
122	E-00003533	2379520196P	BEAD,HI-CURRENT Z= 200 ohm 0805 I=2.0A	L112		1
123	E-00003533	2379520196P	BEAD,HI-CURRENT Z= 200 ohm 0805 I=2.0A	L113		1
124	N/A	2253300096P	RES CHIP 1/8W RC 0805 1/8 W 0 ohm J T	L115		1
125	N/A	2407630230P	SOCKET,SMD 6240-30-OR5P 0.5*30P KYOCERA	P106 RA		1
126	N/A	2407630330P	SOCKET,SMD 2206BL11230RLP 0.5*30P FARNCON	P106 RB		1
127	N/A	2407630250P	SOCKET,SMD 6240-50-OR5P 0.5*50P KYOCERA	P107 RA		1
128	N/A	2407630350P	SOCKET,SMD 2206BL11250RLP 0.5*50P FARNCON	P107 RB		1
129	N/A	2360100696P	XISTOR,PNP R SMD PMBS3906 SOT-23 PHILIPS	Q101 RA		1
130	E-Q-0402-1607	2360100796P	XISTOR,PNP R SMD MMBT3906-F SOT-23 DIODES	Q101 RB		1
131	N/A	2360100696P	XISTOR,PNP R SMD PMBS3906 SOT-23 PHILIPS	Q102 RA		1
132	E-Q-0402-1607	2360100796P	XISTOR,PNP R SMD MMBT3906-F SOT-23 DIODES	Q102 RB		1
133	N/A	2360100696P	XISTOR,PNP R SMD PMBS3906 SOT-23 PHILIPS	Q103 RA		1
134	E-Q-0402-1607	2360100796P	XISTOR,PNP R SMD MMBT3906-F SOT-23 DIODES	Q103 RB		1
135	N/A	2360501396P	FET,P-CH SMD AP2305GN SOT23 APEC	Q104 RA		1
136	N/A	2360501296P	FET,P-CH SMD (EOL) AO3411 SOT-23 AOS	Q104 RB		1
137	E-Q-0402-1624	2360301696P	XISTOR,NPN R SMD PMBS3904 SOT-23 PHILIPS	Q106 RA		1
138	E-Q-0402-1180	2360301296P	XISTOR,NPN R SMD MMBT3904-F SOT23 DIODES	Q106 RB		1
139	N/A	2360100696P	XISTOR,PNP R SMD PMBS3906 SOT-23 PHILIPS	Q107 RA		1
140	E-Q-0402-1607	2360100796P	XISTOR,PNP R SMD MMBT3906-F SOT-23 DIODES	Q107 RB		1
141	N/A	2360100696P	XISTOR,PNP R SMD PMBS3906 SOT-23 PHILIPS	Q108 RA		1
142	E-Q-0402-1607	2360100796P	XISTOR,PNP R SMD MMBT3906-F SOT-23 DIODES	Q108 RB		1
143	E-Q-0402-1624	2360301696P	XISTOR,NPN R SMD PMBS3904 SOT-23 PHILIPS	Q109 RA		1
144	E-Q-0402-1180	2360301296P	XISTOR,NPN R SMD MMBT3904-F SOT23 DIODES	Q109 RB		1
145	N/A	2259210308P	RES,CHIP NETWORKS 8P4R 1/16W 10Kohm J P=0.8	RN1		1
146	N/A	2259210308P	RES,CHIP NETWORKS 8P4R 1/16W 10Kohm J P=0.8	RN2		1
147	N/A	2259210308P	RES,CHIP NETWORKS 8P4R 1/16W 10Kohm J P=0.8	RN3		1
148	N/A	2259210308P	RES,CHIP NETWORKS 8P4R 1/16W 10Kohm J P=0.8	RN4		1
149	N/A	2259222008P	RES,CHIP NETWORKS 8P4R 1/16W 22 ohm J P=0.8	RN5		1
150	E-R-0405-6600	2253200096P	RES CHIP 1/10W RC 0603 1/10W 0 ohm J T	R102		1
151	E-R-0405-6409	2253210196P	RES CHIP 1/10W RC 0603 1/10W 100 ohm J T	R103		1
152	N/A	2251275096P	RES,CHIP 1/10 RC 0603 1/10W 75 ohm F T	R104		1
153	E-R-0405-6600	2253200096P	RES CHIP 1/10W RC 0603 1/10W 0 ohm J T	R105		1
154	E-R-0405-6409	2253210196P	RES CHIP 1/10W RC 0603 1/10W 100 ohm J T	R106		1
155	E-R-0405-6600	2253200096P	RES CHIP 1/10W RC 0603 1/10W 0 ohm J T	R107		1
156	E-R-0405-6409	2253210196P	RES CHIP 1/10W RC 0603 1/10W 100 ohm J T	R108		1
157	N/A	2251275096P	RES,CHIP 1/10 RC 0603 1/10W 75 ohm F T	R109		1
158	E-R-0405-6409	2253210196P	RES CHIP 1/10W RC 0603 1/10W 100 ohm J T	R110		1
159	E-R-0405-6600	2253200096P	RES CHIP 1/10W RC 0603 1/10W 0 ohm J T	R111		1
160	E-R-0405-6409	2253210196P	RES CHIP 1/10W RC 0603 1/10W 100 ohm J T	R112		1
161	N/A	2251275096P	RES,CHIP 1/10 RC 0603 1/10W 75 ohm F T	R113		1
162	E-R-0405-6409	2253210196P	RES CHIP 1/10W RC 0603 1/10W 100 ohm J T	R114		1
163	E-R-0405-6409	2253210196P	RES CHIP 1/10W RC 0603 1/10W 100 ohm J T	R116		1
164	E-R-0405-6604	2253222296P	RES CHIP 1/10W RC 0603 1/10W 2.2Kohm J T	R118		1
165	E-R-0405-6604	2253222296P	RES CHIP 1/10W RC 0603 1/10W 2.2Kohm J T	R119		1
166	E-R-0405-6409	2253210196P	RES CHIP 1/10W RC 0603 1/10W 100 ohm J T	R120		1
167	E-R-0405-6410	2253210296P	RES CHIP 1/10W RC 0603 1/10W 1.0Kohm J T	R124		1
168	E-R-0405-6600	2253200096P	RES CHIP 1/10W RC 0603 1/10W 0 ohm J T	R125		1
169	E-R-0405-6601	2253210596P	RES CHIP 1/10W RC 0603 1/10W 1.0Mohm J T	R127		1
170	E-R-0405-6419	2253247296P	RES CHIP 1/10W RC 0603 1/10W 4.7Kohm J T	R128		1
171	E-R-0405-6419	2253247296P	RES CHIP 1/10W RC 0603 1/10W 4.7Kohm J T	R129		1

Item	ViewSonic P/N	Ref. P/N	Description	Location	Universal number#	Q'ty
172	E-R-0405-6410	2253210296P	RES CHIP 1/10W RC 0603 1/10W 1.0Kohm J T	R130		1
173	E-R-0405-6409	2253210196P	RES CHIP 1/10W RC 0603 1/10W 100 ohm J T	R132		1
174	E-R-0405-6410	2253210296P	RES CHIP 1/10W RC 0603 1/10W 1.0Kohm J T	R133		1
175	E-R-0405-6409	2253210196P	RES CHIP 1/10W RC 0603 1/10W 100 ohm J T	R134		1
176	E-R-0405-6409	2253210196P	RES CHIP 1/10W RC 0603 1/10W 100 ohm J T	R135		1
177	E-R-0405-6604	2253222296P	RES CHIP 1/10W RC 0603 1/10W 2.2Kohm J T	R139		1
178	E-R-0405-6604	2253222296P	RES CHIP 1/10W RC 0603 1/10W 2.2Kohm J T	R140		1
179	N/A	2251290916P	RES,CHIP 1/10 RC 0603 1/10W 9.09Kohm F T	R142		1
180	E-R-0405-6409	2253210196P	RES CHIP 1/10W RC 0603 1/10W 100 ohm J T	R144		1
181	E-R-0405-6409	2253210196P	RES CHIP 1/10W RC 0603 1/10W 100 ohm J T	R145		1
182	E-R-0405-6411	2253210396P	RES CHIP 1/10W RC 0603 1/10W 10Kohm J T	R146		1
183	N/A	2251233216P	RES,CHIP 1/10 RC 0603 1/10W 3.32Kohm F T	R148		1
184	E-R-0405-6419	2253247296P	RES CHIP 1/10W RC 0603 1/10W 4.7Kohm J T	R149		1
185	E-R-0405-6409	2253210196P	RES CHIP 1/10W RC 0603 1/10W 100 ohm J T	R150		1
186	E-R-0405-6409	2253210196P	RES CHIP 1/10W RC 0603 1/10W 100 ohm J T	R151		1
187	E-R-0405-6409	2253210196P	RES CHIP 1/10W RC 0603 1/10W 100 ohm J T	R152		1
188	E-R-0405-6409	2253210196P	RES CHIP 1/10W RC 0603 1/10W 100 ohm J T	R153		1
189	E-R-0405-6409	2253210196P	RES CHIP 1/10W RC 0603 1/10W 100 ohm J T	R154		1
190	E-R-0405-6409	2253210196P	RES CHIP 1/10W RC 0603 1/10W 100 ohm J T	R155		1
191	E-R-0405-6409	2253210196P	RES CHIP 1/10W RC 0603 1/10W 100 ohm J T	R156		1
192	E-R-0405-6419	2253247296P	RES CHIP 1/10W RC 0603 1/10W 4.7Kohm J T	R157		1
193	E-R-0405-6601	2253210596P	RES CHIP 1/10W RC 0603 1/10W 1.0Mohm J T	R158		1
194	E-R-0405-6419	2253247296P	RES CHIP 1/10W RC 0603 1/10W 4.7Kohm J T	R159		1
195	E-R-0405-6410	2253210296P	RES CHIP 1/10W RC 0603 1/10W 1.0Kohm J T	R161		1
196	E-R-0405-6419	2253247296P	RES CHIP 1/10W RC 0603 1/10W 4.7Kohm J T	R163		1
197	N/A	2253300096P	RES CHIP 1/8W RC 0805 1/8 W 0 ohm J T	R166		1
198	N/A	2253300096P	RES CHIP 1/8W RC 0805 1/8 W 0 ohm J T	R170		1
199	E-R-0405-6409	2253210196P	RES CHIP 1/10W RC 0603 1/10W 100 ohm J T	R176		1
200	E-R-0405-6409	2253210196P	RES CHIP 1/10W RC 0603 1/10W 100 ohm J T	R177		1
201	E-R-0405-6411	2253210396P	RES CHIP 1/10W RC 0603 1/10W 10Kohm J T	R180		1
202	E-R-0405-6419	2253247296P	RES CHIP 1/10W RC 0603 1/10W 4.7Kohm J T	R181		1
203	E-R-0405-7000	2253222196P	RES CHIP 1/10W RC 0603 1/10W 220 ohm J T	R182		1
204	N/A	2253347296P	RES CHIP 1/8W RC 0805 1/8 W 4.7Kohm J T	R183		1
205	E-R-0405-6409	2253210196P	RES CHIP 1/10W RC 0603 1/10W 100 ohm J T	R186		1
206	E-R-0405-6410	2253210296P	RES CHIP 1/10W RC 0603 1/10W 1.0Kohm J T	R188		1
207	N/A	2253300096P	RES CHIP 1/8W RC 0805 1/8 W 0 ohm J T	R189		1
208	E-R-0405-6411	2253210396P	RES CHIP 1/10W RC 0603 1/10W 10Kohm J T	R190		1
209	N/A	2253227296P	RES CHIP 1/10W RC 0603 1/10W 2.7Kohm J T	R191		1
210	E-R-0405-6410	2253210296P	RES CHIP 1/10W RC 0603 1/10W 1.0Kohm J T	R192		1
211	E-R-0405-6603	2253222096P	RES CHIP 1/10W RC 0603 1/10W 22 ohm J T	R193		1
212	E-R-0405-6603	2253222096P	RES CHIP 1/10W RC 0603 1/10W 22 ohm J T	R194		1
213	E-R-0405-6603	2253222096P	RES CHIP 1/10W RC 0603 1/10W 22 ohm J T	R195		1
214	N/A	2253347296P	RES CHIP 1/8W RC 0805 1/8 W 4.7Kohm J T	R196		1
215	E-R-0405-6600	2253200096P	RES CHIP 1/10W RC 0603 1/10W 0 ohm J T	R197		1
216	E-R-0405-6411	2253210396P	RES CHIP 1/10W RC 0603 1/10W 10Kohm J T	R199		1
217	N/A	2336310613P	CAP,MINI ELE 105°C EC 10u/ 16V 4*7 P=2.5 T	C117		1
218	N/A	2336322613P	CAP,MINI ELE 105°C EC 22u/ 16V 4*7 P=2.5 T	C132		1
219	N/A	2336322613P	CAP,MINI ELE 105°C EC 22u/ 16V 4*7 P=2.5 T	C144		1
220	N/A	2336322613P	CAP,MINI ELE 105°C EC 22u/ 16V 4*7 P=2.5 T	C147		1
221	E-00000999	2336347613P	CAP,MINI ELE 105°C EC 47u/ 16V 5*7 P=2.5 T	C155		1
222	N/A	2336310713P	CAP,MINI ELE 105°C EC 100u/ 16V 6.3*7 P=2.5 T	C156		1
223	N/A	2336322613P	CAP,MINI ELE 105°C EC 22u/ 16V 4*7 P=2.5 T	C159		1
224	E-00000999	2336347613P	CAP,MINI ELE 105°C EC 47u/ 16V 5*7 P=2.5 T	C164		1
225	E-00000999	2336347613P	CAP,MINI ELE 105°C EC 47u/ 16V 5*7 P=2.5 T	C165		1
226	N/A	2336322613P	CAP,MINI ELE 105°C EC 22u/ 16V 4*7 P=2.5 T	C171		1
227	E-00000999	2336347613P	CAP,MINI ELE 105°C EC 47u/ 16V 5*7 P=2.5 T	C176		1
228	E-00000999	2336347613P	CAP,MINI ELE 105°C EC 47u/ 16V 5*7 P=2.5 T	C177		1
229	N/A	2336322613P	CAP,MINI ELE 105°C EC 22u/ 16V 4*7 P=2.5 T	C181		1
230	E-Q-0402-0839	2361111191P	XISTOR,PNP R 2SA1020(Y) TO-92 TOSHIBA	Q105		1
231	N/A	2404301112P	CONNECTOR JST PH 13P SIDE P=2.0 OR EQUAL	P101		1
232	M-MS-0808-6355	2404301107P	CONNECTOR JST PH 8P SIDE P=2.0 OR EQUAL	P104		1
233	N/A	2404371008P	CONNECTOR JST PH 9P TOP P=2.0 OR EQUAL	P105		1
234	N/A	2202518300P	PCB MULTILAYER VA521(A) M/B FR4*2 100*82 1.00	U101		1
235	E-X-0415-0119	2369103601P	XTAL,OSC 12.0000MHZ/49US 0.1mW/30pF	X101		1
236	E-X-0415-0112	2369103901P	XTAL,OSC 24.576MHZ/49US 0.1mW/20pF	X102		1
237	N/A	2363703891P	LED 3 ϕ GRN/YEL	D701		1
238	M-SW-0815-0182	2403702200P	TACT SWITCH TSAA-2 HUAJIE	S701		1
239	M-SW-0815-0182	2403702200P	TACT SWITCH TSAA-2 HUAJIE	S702		1
240	M-SW-0815-0182	2403702200P	TACT SWITCH TSAA-2 HUAJIE	S703		1
241	M-SW-0815-0182	2403702200P	TACT SWITCH TSAA-2 HUAJIE	S704		1
242	M-SW-0815-0182	2403702200P	TACT SWITCH TSAA-2 HUAJIE	S705		1
243	N/A	2202127900P	PC BOARD VA721 K/B FR1 120*21 V1.00	U701		1
244	N/A	2427408252P	WIRE HARNESS 8/8P H/B 1061#26 L=250mm p=2.0	P701		1
245	N/A	2364530016P	DIODE,ZENER SMD MMSZ5256B SOD-123 PEC	D808		1
246	E-D-0403-2041	2364600396P	DIODE,SWITCH SMD LL4148 SOD-80 DIODES	D907 RA		1
247	E-00003534	2363600696P	DIODE,SWITCH RLS4148-T11 SOD-80 ROHM	D907 RB		1
248	E-00003830	2364601396P	DIODE,SWITCH SMD 1N4148W-7-F SOD-123 DIODES	D907 RC		1
249	E-D-0403-2041	2364600396P	DIODE,SWITCH SMD LL4148 SOD-80 DIODES	D908 RA		1
250	E-00003534	2363600696P	DIODE,SWITCH RLS4148-T11 SOD-80 ROHM	D908 RB		1
251	E-00003830	2364601396P	DIODE,SWITCH SMD 1N4148W-7-F SOD-123 DIODES	D908 RC		1
252	E-D-0403-2041	2364600396P	DIODE,SWITCH SMD LL4148 SOD-80 DIODES	D909 RA		1
253	E-00003534	2363600696P	DIODE,SWITCH RLS4148-T11 SOD-80 ROHM	D909 RB		1
254	E-00003830	2364601396P	DIODE,SWITCH SMD 1N4148W-7-F SOD-123 DIODES	D909 RC		1
255	N/A	2364300896P	DIODE,SCHOTTKY(SMD) EP05Q04-TE8L 40V/0.4A IR	D910		1
256	E-D-0403-2041	2364600396P	DIODE,SWITCH SMD LL4148 SOD-80 DIODES	D911 RA		1
257	E-00003534	2363600696P	DIODE,SWITCH RLS4148-T11 SOD-80 ROHM	D911 RB		1
258	E-00003830	2364601396P	DIODE,SWITCH SMD 1N4148W-7-F SOD-123 DIODES	D911 RC		1
259	E-D-0403-2041	2364600396P	DIODE,SWITCH SMD LL4148 SOD-80 DIODES	D912 RA		1

Item	ViewSonic P/N	Ref. P/N	Description	Location	Universal number#	Q'ty
260	E-00003534	2363600696P	DIODE,SWITCH RLS4148-T11 SOD-80 ROHM	D912 RB		1
261	E-00003830	2364601396P	DIODE,SWITCH SMD 1N4148W-7-F SOD-123 DIODES	D912 RC		1
262	N/A	2360302296P	XISTOR,NPN R SMD MMBT2907A SOT-23 DIODES	Q802 RA		1
263	N/A	2360301096P	XISTOR,NPN R SMD KST2907AMTF SOT-23 FAIRCHILD	Q802 RB		1
264	E-00003850	2360302396P	XISTOR,NPN R SMD HMBT2907A SOT23 HSMC	Q802 RC		1
265	E-00003851	2360302496P	XISTOR,NPN R SMD MMBT2907AL11G SOT-23 ON	Q802 RD		1
266	E-Q-0402-1180	2360301296P	XISTOR,NPN R SMD MMBT3904-F SOT23 DIODES	Q803 RA		1
267	E-Q-0402-1377	2360300396P	XISTOR,NPN R SMD MMBT3904 SOT-23 MOTOROLA	Q803 RB		1
268	E-Q-0402-1376	2360300296P	XISTOR,NPN R SMD HMBT3904 SOT23 HI-SIN	Q803 RC		1
269	E-Q-0402-1608	2360300896P	XISTOR,NPN R SMD MMBT3904K SOT-23 FAIRCHILD	Q803 RD		1
270	E-Q-0402-1378	2360300596P	XISTOR,NPN R SMD MMBT3904-7 SOT23 VISHAY	Q803 RE		1
271	E-Q-0402-1607	2360100796P	XISTOR,PNP R SMD MMBT3906-F SOT-23 DIODES	Q804 RA		1
272	N/A	2360100696P	XISTOR,PNP R SMD PMBS3906 SOT-23 PHILIPS	Q804 RB		1
273	E-Q-0402-1607	2360100596P	XISTOR,PNP R SMD MMBT3906-NL SOT23 FAIRCHILD	Q804 RC		1
274	N/A	2360609196P	FET,N-CH(SMD) 2N7002LT1G SOT-23 ON	Q904 RA		1
275	N/A	2360609496P	FET,N-CH(SMD) 2N7002G SOT-23 Pyramis	Q904 RB		1
276	N/A	2360609196P	FET,N-CH(SMD) 2N7002LT1G SOT-23 ON	Q905 RA		1
277	N/A	2360609496P	FET,N-CH(SMD) 2N7002G SOT-23 Pyramis	Q905 RB		1
278	N/A	2360609196P	FET,N-CH(SMD) 2N7002LT1G SOT-23 ON	Q910 RA		1
279	N/A	2360609496P	FET,N-CH(SMD) 2N7002G SOT-23 Pyramis	Q910 RB		1
280	N/A	2360609196P	FET,N-CH(SMD) 2N7002LT1G SOT-23 ON	Q911 RA		1
281	N/A	2360609496P	FET,N-CH(SMD) 2N7002G SOT-23 Pyramis	Q911 RB		1
282	N/A	2253410596P	RES CHIP 1/4W RC 1206 1/4 W 1.0Mohm J T	R803		1
283	N/A	2253491496P	RES CHIP 1/4W RC 1206 1/4W 910Kohm J T	R805		1
284	N/A	2251451136P	RES,CHIP 1/4 RC 1206 1/4 W 511Kohm F T	R806		1
285	N/A	2253439096P	RES CHIP 1/4W RC 1206 1/4 W 39 ohm J T	R807		1
286	N/A	2251413336P	RES,CHIP 1/4 RC 1206 1/4 W 133Kohm F T	R808		1
287	N/A	2253447096P	RES CHIP 1/4W RC 1206 1/4 W 47 ohm J T	R809		1
288	N/A	2253410596P	RES CHIP 1/4W RC 1206 1/4 W 1.0Mohm J T	R812		1
289	N/A	2253427196P	RES CHIP 1/4W RC 1206 1/4 W 270 ohm J T	R816		1
290	N/A	2251482516P	RES,CHIP 1/4 RC 1206 1/4 W 8.25Kohm F T	R824		1
291	N/A	2251413026P	RES,CHIP 1/4 RC 1206 1/4 W 13Kohm F T	R825		1
292	N/A	2253456296P	RES CHIP 1/4W RC 1206 1/4 W 5.6Kohm J T	R826		1
293	N/A	2251411036P	RES,CHIP 1/4 RC 1206 1/4 W 110Kohm F T	R831		1
294	N/A	2253410296P	RES CHIP 1/4W RC 1206 1/4 W 1.0Kohm J T	R832		1
295	N/A	2253410496P	RES CHIP 1/4W RC 1206 1/4 W 100Kohm J T	R833		1
296	N/A	2253410496P	RES CHIP 1/4W RC 1206 1/4 W 100Kohm J T	R834		1
297	N/A	2253410496P	RES CHIP 1/4W RC 1206 1/4 W 100Kohm J T	R835		1
298	N/A	2253410496P	RES CHIP 1/4W RC 1206 1/4 W 100Kohm J T	R836		1
299	N/A	2251451136P	RES,CHIP 1/4 RC 1206 1/4 W 511Kohm F T	R843		1
300	N/A	2253491496P	RES CHIP 1/4W RC 1206 1/4W 910Kohm J T	R844		1
301	E-00001013	2253410396P	RES CHIP 1/4W RC 1206 1/4 W 10Kohm J T	R852		1
302	E-00001013	2253410396P	RES CHIP 1/4W RC 1206 1/4 W 10Kohm J T	R901		1
303	N/A	2251418026P	RES,CHIP 1/4 RC 1206 1/4 W 18Kohm F T	R907		1
304	N/A	2253451596P	RES CHIP 1/4W RC 1206 1/4 W 5.1Mohm J T	R911		1
305	N/A	2253410596P	RES CHIP 1/4W RC 1206 1/4 W 1.0Mohm J T	R918		1
306	N/A	2253451296P	RES CHIP 1/4W RC 1206 1/4 W 5.1Kohm J T	R922		1
307	N/A	2253451296P	RES CHIP 1/4W RC 1206 1/4 W 5.1Kohm J T	R926		1
308	N/A	2251439206P	RES,CHIP 1/4 RC 1206 1/4 W 392 ohm F T	R928		1
309	N/A	2253410596P	RES CHIP 1/4W RC 1206 1/4 W 1.0Mohm J T	R930		1
310	N/A	2253410596P	RES CHIP 1/4W RC 1206 1/4 W 1.0Mohm J T	R931		1
311	N/A	2251482596P	RES,CHIP 1/4 RC 1206 1/4 W 82.5 ohm F T	R939		1
312	N/A	2251482596P	RES,CHIP 1/4 RC 1206 1/4 W 82.5 ohm F T	R940		1
313	N/A	2251427406P	RES,CHIP 1/4 RC 1206 1/4 W 274 ohm F T	R941		1
314	N/A	2251427406P	RES,CHIP 1/4 RC 1206 1/4 W 274 ohm F T	R942		1
315	N/A	2251427406P	RES,CHIP 1/4 RC 1206 1/4 W 274 ohm F T	R945		1
316	N/A	2251427406P	RES,CHIP 1/4 RC 1206 1/4 W 274 ohm F T	R946		1
317	N/A	2202131800P	PC BOARD VA721(A1) P/B FR1 160*130 1.00	U801		1
318	N/A	2285110212P	CAP CER CC 1000P/1KV Y5P P=7.5 K C	C806		1
319	E-C-0404-4833	2281110491P	CAP CER CC 0.1u/50V (Y5P) P=5.0 K T	C807		1
320	E-C-0404-2982	2281133191P	CAP CER CC 330pF/50V P=5.0 K T	C808		1
321	E-C-0404-1838	23336310691P	CAP ELE 105°C EC 10u/ 50V 5*11 P=5.0 T	C809		1
322	E-C-0404-3243	2333633691P	CAP ELE 105°C EC 33u/ 50V 6.3*11 P=5.0 T	C810		1
323	E-C-0404-1861	2281110291P	CAP CER CC 1000p/50V P=5.0 K T	C811		1
324	N/A	2281110391P	CAP CER CC 0.01u/50V (Y5P) P=5.0 K T	C812		1
325	N/A	2284110291P	CAP CER CC 1000P/1KV X7R P=5.0 K T	C820		1
326	N/A	2284110291P	CAP CER CC 1000P/1KV X7R P=5.0 K T	C821		1
327	N/A	2335447791P	CAP,ELE LOW ESR 105°C EC 470u/ 25V 10*13 P=5.0 T	C823		1
328	N/A	2335210811P	CAP,ELE LOW ESR 105°C EC 1000u/ 10V 8*16 P=3.5 C	C824		1
329	N/A	2335347713P	CAP,ELE LOW ESR 105°C EC 470u/ 16V 8*12 P=5.0 T	C825		1
330	E-00003555	2302047291P	CAP,MTL MEF 4700pF/50V P=5.0 J T	C826		1
331	E-C-0404-1424	23336310591P	CAP ELE 105°C EC 1u/ 50V 5*11 P=5.0 T	C839		1
332	E-C-0404-4833	2281110491P	CAP CER CC 0.1u/50V (Y5P) P=5.0 K T	C845		1
333	E-C-0404-1833	2333622691P	CAP ELE 105°C EC 22u/ 50V 5*11 P=5.0 T	C901		1
334	E-C-0404-1815	2281410491P	CAP CER CC 0.1u/ 50V Y5V P=5.0 Z T	C902		1
335	N/A	2335347713P	CAP,ELE LOW ESR 105°C EC 470u/ 16V 8*12 P=5.0 T	C903		1
336	E-C-0404-2272	2283110291P	CAP CER CC 1000pF/500V Y5P P=5.0 K T	C904		1
337	E-C-0404-2272	2283110291P	CAP CER CC 1000pF/500V Y5P P=5.0 K T	C905		1
338	E-C-0404-1833	2333622691P	CAP ELE 105°C EC 22u/ 50V 5*11 P=5.0 T	C906		1
339	N/A	2302047391P	CAP,MTL MEF 0.047uF/50V P=5.0 J T	C907		1
340	E-C-0404-0287	2272147091P	CAP CER TC 47p/50V CH P=5.0 J T	C908		1
341	E-C-0404-3470	2272133191P	CAP CER TC 330p/50V CH P=5.0 J T	C909		1
342	N/A	2335347713P	CAP,ELE LOW ESR 105°C EC 470u/ 16V 8*12 P=5.0 T	C910		1
343	N/A	2302068391P	CAP,MTL MEF 0.068u/50V P=5.0 J T	C914		1
344	N/A	2281110391P	CAP CER CC 0.01u/50V (Y5P) P=5.0 K T	C915		1
345	N/A	2302068391P	CAP,MTL MEF 0.068u/50V P=5.0 J T	C919		1
346	E-C-0404-4833	2281110491P	CAP CER CC 0.1u/50V (Y5P) P=5.0 K T	C920		1
347	E-C-0404-4833	2281110491P	CAP CER CC 0.1u/50V (Y5P) P=5.0 K T	C921		1

Item	ViewSonic P/N	Ref. P/N	Description	Location	Universal number#	Q'ty
348	N/A	2302068291P	CAP,MTL MEF 0.0068u/50V P=5.0 J T	C922		1
349	N/A	2302068291P	CAP,MTL MEF 0.0068u/50V P=5.0 J T	C923		1
350	E-C-0404-4833	2281110491P	CAP CER CC 0.1u/50V (Y5P) P=5.0 K T	C924		1
351	E-C-0404-4833	2281110491P	CAP CER CC 0.1u/50V (Y5P) P=5.0 K T	C925		1
352	E-C-0404-2272	2283110291P	CAP CER CC 1000pF/500V Y5P P=5.0 K T	C926		1
353	E-C-0404-2272	2283110291P	CAP CER CC 1000pF/500V Y5P P=5.0 K T	C927		1
354	E-C-0404-2982	2281133191P	CAP CER CC 330pF/50V P=5.0 K T	C930		1
355	E-C-0404-2982	2281133191P	CAP CER CC 330pF/50V P=5.0 K T	C933		1
356	N/A	2365328191P	LINEAR IC AP431VLA TO-92 ATC	1803 RA		1
357	N/A	2365327691P	LINEAR IC CM431GDCN TO-92 CHAMPION	1803 RB		1
358	E-IC-0401-2152	2365321991P	LINEAR IC KA431AZTA TO-92 FAIRCHILD	1803 RC		1
359	N/A	2365330291P	LINEAR IC KA78L05AZ TO-92 FAIRCHILD	1902 RA		1
360	N/A	2365330491P	LINEAR IC HC78L05 TO-92 HC-SEMI	1902 RB		1
361	N/A	2365330591P	LINEAR IC L78L05ACZ-A/P TO-92 ST	1902 RC		1
362	E-L-0407-0041	2379101595P	FERRITE CORE 3.5*0.8*4.5	L801		1
363	E-Q-0402-0555	2361313691P	XISTOR,NPN R KSC945CGTA TO-92 FAIRCHILD	Q902 RA		1
364	E-Q-0402-0718	2361316191P	XISTOR,NPN R 2PC945P TO-92 PHILIPS	Q902 RB		1
365	E-Q-0402-0428	2361302591P	XISTOR,NPN R 2SC945-AP TO-92 NEC	Q902 RC		1
366	E-D-0403-2009	2363227295P	DIODE,RECT 2A07 DO-15 1000V/2A TSC	D801 RA		1
367	E-D-0403-1531	2363221195P	DIODE,RECT PG208 DO-15 PEC	D801 RB		1
368	E-D-0403-1671	2363224295P	DIODE,RECT 20KDA60 NI	D801 RC		1
369	N/A	2363233795P	DIODE,RECT PS2010 2A/1000V DO-15 PEC	D801 RD		1
370	E-D-0403-2009	2363227295P	DIODE,RECT 2A07 DO-15 1000V/2A TSC	D802 RA		1
371	E-D-0403-1531	2363221195P	DIODE,RECT PG208 DO-15 PEC	D802 RB		1
372	E-D-0403-1671	2363224295P	DIODE,RECT 20KDA60 NI	D802 RC		1
373	N/A	2363233795P	DIODE,RECT PS2010 2A/1000V DO-15 PEC	D802 RD		1
374	E-D-0403-2009	2363227295P	DIODE,RECT 2A07 DO-15 1000V/2A TSC	D803 RA		1
375	E-D-0403-1531	2363221195P	DIODE,RECT PG208 DO-15 PEC	D803 RB		1
376	E-D-0403-1671	2363224295P	DIODE,RECT 20KDA60 NI	D803 RC		1
377	N/A	2363233795P	DIODE,RECT PS2010 2A/1000V DO-15 PEC	D803 RD		1
378	E-D-0403-2009	2363227295P	DIODE,RECT 2A07 DO-15 1000V/2A TSC	D804 RA		1
379	E-D-0403-1531	2363221195P	DIODE,RECT PG208 DO-15 PEC	D804 RB		1
380	E-D-0403-1671	2363224295P	DIODE,RECT 20KDA60 NI	D804 RC		1
381	N/A	2363233795P	DIODE,RECT PS2010 2A/1000V DO-15 PEC	D804 RD		1
382	N/A	2363215495P	DIODE,RECT BYV26C SOD57 PHILIPS	D806 RA		1
383	N/A	2363231995P	DIODE,RECT UF4007 DO-41 1000V/1A PEC	D806 RB		1
384	N/A	2363223195P	DIODE,RECT UF4007 DO-204AL GS	D806 RC		1
385	N/A	2363230795P	DIODE,RECT 1H5G-TG-WS R-1 WILLAS	D807 RA		1
386	N/A	2363601395P	DIODE,SWITCH 1U4G 400V/1A R-1 PEC	D807 RB		1
387	E-D-0403-0531	2363600195P	DIODE,SWITCH 1N4148 DO-35 WILLAS	D809		1
388	E-D-0403-0531	2363600195P	DIODE,SWITCH 1N4148 DO-35 WILLAS	D812		1
389	E-D-0403-0531	2363600195P	DIODE,SWITCH 1N4148 DO-35 WILLAS	D813		1
390	E-D-0403-0531	2363600195P	DIODE,SWITCH 1N4148 DO-35 WILLAS	D902		1
391	E-D-0403-0531	2363600195P	DIODE,SWITCH 1N4148 DO-35 WILLAS	D903		1
392	E-D-0403-0531	2363600195P	DIODE,SWITCH 1N4148 DO-35 WILLAS	D904		1
393	E-D-0403-0531	2363600195P	DIODE,SWITCH 1N4148 DO-35 WILLAS	D905		1
394	E-D-0403-1683	2363213695P	DIODE,RECT 11EQS04 NI	D906		1
395	E-D-0403-0531	2363600195P	DIODE,SWITCH 1N4148 DO-35 WILLAS	D913		1
396	E-D-0403-0531	2363600195P	DIODE,SWITCH 1N4148 DO-35 WILLAS	D914		1
397	E-D-0403-0531	2363600195P	DIODE,SWITCH 1N4148 DO-35 WILLAS	D921		1
398	E-D-0403-0531	2363600195P	DIODE,SWITCH 1N4148 DO-35 WILLAS	D922		1
399	M-WR-0828-0460	2428106125P	JUMPER 6 ϕ *12.5mm	F901		1
400	M-WR-0828-0450	2428106075P	JUMPER 0.6 ϕ *7.5mm	J801		1
401	M-WR-0828-0450	2428106075P	JUMPER 0.6 ϕ *7.5mm	J802		1
402	M-WR-0828-0478	2428106100P	JUMPER 0.6 ϕ *10.0mm	J810		1
403	M-WR-0828-0478	2428106100P	JUMPER 0.6 ϕ *10.0mm	J811		1
404	M-WR-0828-0478	2428106100P	JUMPER 0.6 ϕ *10.0mm	J812		1
405	M-WR-0828-0478	2428106100P	JUMPER 0.6 ϕ *10.0mm	J813		1
406	M-WR-0828-0450	2428106075P	JUMPER 0.6 ϕ *7.5mm	J817		1
407	M-WR-0828-0450	2428106075P	JUMPER 0.6 ϕ *7.5mm	J822		1
408	M-WR-0828-0478	2428106100P	JUMPER 0.6 ϕ *10.0mm	J901		1
409	M-WR-0828-0478	2428106100P	JUMPER 0.6 ϕ *10.0mm	J903		1
410	M-WR-0828-0478	2428106100P	JUMPER 0.6 ϕ *10.0mm	J904		1
411	M-WR-0828-0478	2428106100P	JUMPER 0.6 ϕ *10.0mm	J905		1
412	M-WR-0828-0455	2428106050P	JUMPER 6 ϕ *5.0mm	J906		1
413	M-WR-0828-0455	2428106050P	JUMPER 6 ϕ *5.0mm	J907		1
414	M-WR-0828-0478	2428106100P	JUMPER 0.6 ϕ *10.0mm	J908		1
415	M-WR-0828-0455	2428106050P	JUMPER 6 ϕ *5.0mm	J909		1
416	M-WR-0828-0450	2428106075P	JUMPER 0.6 ϕ *7.5mm	J910		1
417	M-WR-0828-0460	2428106125P	JUMPER 6 ϕ *12.5mm	J911		1
418	M-WR-0828-0478	2428106100P	JUMPER 0.6 ϕ *10.0mm	J912		1
419	M-WR-0828-0451	2428106150P	JUMPER 0.6 ϕ *15.0mm	J913		1
420	M-WR-0828-0451	2428106150P	JUMPER 0.6 ϕ *15.0mm	J914		1
421	M-WR-0828-0478	2428106100P	JUMPER 0.6 ϕ *10.0mm	J915		1
422	M-WR-0828-0451	2428106150P	JUMPER 0.6 ϕ *15.0mm	J916		1
423	M-WR-0828-0455	2428106050P	JUMPER 6 ϕ *5.0mm	J950		1
424	M-WR-0828-0450	2428106075P	JUMPER 0.6 ϕ *7.5mm	L804		1
425	M-WR-0828-0451	2428106150P	JUMPER 0.6 ϕ *15.0mm	L807		1
426	M-00003554	2097400301P	EYELET BSS3-1/2H T=0.25 SN 3uM	PG85		1
427	M-00003554	2097400301P	EYELET BSS3-1/2H T=0.25 SN 3uM	PG86		1
428	M-00003554	2097400301P	EYELET BSS3-1/2H T=0.25 SN 3uM	PG87		1
429	N/A	2239351135P	RES,PRE 1/2 S RN 1/2WS 511Kohm F T52	R804		1
430	N/A	2233622095P	RES,CBN 1/2WS RD 1/2WS 22 ohm J T52	R820		1
431	N/A	2233610095P	RES,CBN 1/2WS RD 1/2WS 10 ohm J T52	R821		1
432	E-R-0405-3235	2233410295P	RES,CBN 1/4 S RD 1/4WS 1Kohm J T52	R823		1
433	N/A	2239236515P	RES,PRE 1/4 S RN 1/4WS 3.65Kohm F T52	R828		1
434	N/A	2239211815P	RES,PRE 1/4 S RN 1/4WS 1.18Kohm F T	R830		1
435	E-R-0405-3230	2233430295P	RES,CBN 1/4 S RD 1/4WS 3.0Kohm J T52	R840		1

Item	ViewSonic P/N	Ref. P/N	Description	Location	Universal number#	Q'ty
436	E-R-0405-3235	2233410295P	RES,CBN 1/4 S RD 1/4WS 1Kohm J T52	R845		1
437	E-R-0405-2309	2233420295P	RES,CBN 1/4 S RD 1/4WS 2.0Kohm J T52	R846		1
438	E-00004479	2235468995P	RES,MTL 1 RS 1WS 6.8 ohm J T52	R847		1
439	E-R-0405-2744	2239222025P	RES,PRE 1/4 S RN 1/4WS 22Kohm F T	R905		1
440	E-R-0405-5980	2239210025P	RES,PRE 1/4 S RN 1/4WS 10Kohm F T	R906		1
441	N/A	2232410195P	RES,CBN 1/4 RD 1/4W 100 ohm J T52	R909		1
442	N/A	2232410095P	RES,CBN 1/4 RD 1/4W 10 ohm J T	R916		1
443	N/A	2232410095P	RES,CBN 1/4 RD 1/4W 10 ohm J T	R917		1
444	N/A	2239268105P	RES,PRE 1/4 S RN 1/4WS 681 ohm F T	R921		1
445	N/A	2239239205P	RES,PRE 1/4 S RN 1/4WS 392 ohm F T52	R923		1
446	N/A	2239268105P	RES,PRE 1/4 S RN 1/4WS 681 ohm F T	R927		1
447	N/A	2232410095P	RES,CBN 1/4 RD 1/4W 10 ohm J T	R932		1
448	N/A	2232410095P	RES,CBN 1/4 RD 1/4W 10 ohm J T	R933		1
449	E-R-0405-4534	2239220015P	RES,PRE 1/4 S RN 1/4WS 2.0Kohm F T52	R944		1
450	E-R-0405-4534	2239220015P	RES,PRE 1/4 S RN 1/4WS 2.0Kohm F T52	R948		1
451	E-00005729	2300947481P	X CAP MINI X2 0.47u/275V P=15.0 K C	C801		1
452	E-C-0404-1855	2287247212P	CAP CER Y2 4700p/250V Y5V P=10.0 M K	C802		1
453	E-C-0404-1855	2287247212P	CAP CER Y2 4700p/250V Y5V P=10.0 M K	C803		1
454	N/A	2357510708P	EC HI-RIPPLE 105C 400V EC 100u/400V 18*32 P=7.5 S	C805		1
455	E-C-0404-0074	2283610391P	CAP CER CC 0.01u/500V Z5U P=5.0 M T	C813		1
456	N/A	2335315811P	CAP,ELE LOW ESR 105°C EC 1500u/ 16V 13*16 P=5.0 C	C822		1
457	E-C-0404-1856	2287210312P	CAP CER Y2 0.01uF/250V P=10.0 M C	C831		1
458	N/A	2275422001P	CAP CER TC 22P/3KV SL P=7.5 J C	C911		1
459	N/A	2275422001P	CAP CER TC 22P/3KV SL P=7.5 J C	C916		1
460	N/A	2275450901P	CAP CER TC 5P/3KV SL P=7.5 J C	C931		1
461	N/A	2275450901P	CAP CER TC 5P/3KV SL P=7.5 J C	C932		1
462	N/A	2363234012P	DIODE,RECT SR306(LF) DO-201AD MOSPEC	D822 RA		1
463	N/A	2363231212P	DIODE,RECT SB360(F9) 3A/60V DO-201AD PEC	D822 RB		1
464	E-FS-0410-0009	2213125207P	FUSE 21502.5(2.5A) LITTEL	F801 RA		1
465	E-FS-0410-0102	2213125211P	FUSE FUSE 2.5A/250V SG501302.5 PICO	F801 RB		1
466	E-00002343	2365330900P	LINEAR IC LD7552BN DIP-8 LEAD/TREND	I801		1
467	E-PC-0411-0083	2362401800P	PHOTO COUPLR TLP621 TOSHIBA	I802 RA		1
468	E-PC-0411-0082	2362401600P	PHOTO COUPLR (EOL) TLP721F(D4-GR) TOSHIBA	I802 RB		1
469	E-00005306	2362402300P	PHOTO COUPLR TLP421 DIP4 TOSHIBA	I802 RC		1
470	N/A	2365335030P	LINEAR IC OZ9932DN PDIP-8 O2-MICRO	I901		1
471	E-L-0407-1606	2379103500P	FERRITE CORE 0.5 ϕ /3Ts 6*10	L802		1
472	N/A	2371150903P	COIL,CHOKE 5uH 7.8*10 2UEW 0.65mm/12.5Ts	L803		1
473	N/A	2371145301P	COIL,CHOKE ET-20 45mH 2UEW 0.26mm/55+55Ts	L805		1
474	E-L-0407-1606	2379103500P	FERRITE CORE 0.5 ϕ /3Ts 6*10	L808		1
475	N/A	2105251400P	SPRING PLATE SPT E T=0.4MM (GROUND PLATE)	PG81		1
476	N/A	2105251400P	SPRING PLATE SPT E T=0.4MM (GROUND PLATE)	PG82		1
477	N/A	2427409121P	WIRE HARNESS 9P H/B 1061#24 L=120mm P=2.0	P802		1
478	N/A	2404380302P	CONNECTOR 87210-0236 P=3.5 ACE OR EQUAL	P901		1
479	N/A	2404380302P	CONNECTOR 87210-0236 P=3.5 ACE OR EQUAL	P902		1
480	N/A	2404380302P	CONNECTOR 87210-0236 P=3.5 ACE OR EQUAL	P903		1
481	N/A	2404380302P	CONNECTOR 87210-0236 P=3.5 ACE OR EQUAL	P904		1
482	E-00001012	2361611500P	FET,N-CH AP9977GJ(T-TYPE) TO-251 APEC	Q906 RA		1
483	E-00001011	2361611100P	FET,N-CH AOU402 TO-251 AOS	Q906 RB		1
484	E-00001012	2361611500P	FET,N-CH AP9977GJ(T-TYPE) TO-251 APEC	Q907 RA		1
485	E-00001011	2361611100P	FET,N-CH AOU402 TO-251 AOS	Q907 RB		1
486	E-00001012	2361611500P	FET,N-CH AP9977GJ(T-TYPE) TO-251 APEC	Q908 RA		1
487	E-00001011	2361611100P	FET,N-CH AOU402 TO-251 AOS	Q908 RB		1
488	E-00001012	2361611500P	FET,N-CH AP9977GJ(T-TYPE) TO-251 APEC	Q909 RA		1
489	E-00001011	2361611100P	FET,N-CH AOU402 TO-251 AOS	Q909 RB		1
490	E-TH-0416-0042	2229201212P	THERMISTOR,PTH SCK-103 THINKING	R802		1
491	N/A	2241268816P	RES,WIR 2 RW 2WS 0.68 ohm J P=7.0	R811		1
492	N/A	2239391136P	RES,PRE 1/2 S RN 1/2WS 911Kohm P=7.0 F	R839		1
493	N/A	2242315595P	HIGH VOLTAGE RESISTOR RD 1/2W 1.5Mohm J T52	R943		1
494	N/A	2242315595P	HIGH VOLTAGE RESISTOR RD 1/2W 1.5Mohm J T52	R947		1
495	N/A	2407413100P	SOCKET 0711-02-P10-9 INALWAYS	S801 RA		1
496	N/A	2407413300P	SOCKET SC-8R-F15A9 SUPERCOM	S801 RB		1
497	N/A	2407200991P	HOLDER,FUSE CQ-05T CONQUER	S802 RA		1
498	M-MS-0808-1313	2407200791P	HOLDER,FUSE FC-05C	S802 RB		1
499	N/A	2407200991P	HOLDER,FUSE CQ-05T CONQUER	S803 RA		1
500	M-MS-0808-1313	2407200791P	HOLDER,FUSE FC-05C	S803 RB		1
501	N/A	2374228009P	XFORMER,POWR ER-28 800uH 2UEW 0.4mm/26Ts	T801		1
502	N/A	2374301204P	XFORMER INVERTER TLT-1167L TAILON	T901 RA		1
503	N/A	2374301200P	XFORMER INVERTER TK.2016M.101 DARFON	T901 RB		1
504	N/A	2374301204P	XFORMER INVERTER TLT-1167L TAILON	T902 RA		1
505	N/A	2374301200P	XFORMER INVERTER TK.2016M.101 DARFON	T902 RB		1
506	M-LB-0813-0002	2056603050P	SERIAL LABEL VIEWSONIC LCD SERIAL LABEL	6P55		1
507	N/A	2363302800P	DIODE,SCHOTTKY SRF10120C ITO-220AB MOSPEC	D821 RA		1
508	N/A	2363234100P	DIODE,RECT ER1002FCT ITO-220AB PEC	D821 RB		1
509	E-L-0407-0976	2379101491P	FERRITE CORE 3.5*9*0.8	L806		1
510	E-00002347	2361611600P	FET,N-CH AP03N70F-A TO-220FM APEC	Q801 RA		1
511	E-00004446	2361611800P	FET,N-CH AP03N70F-H TO-220FM APEC	Q801 RB		1
512	N/A	2072460500P	INSULATOR 30*10*0.5MM TADE:NITTO NO.5000	9F01		2
513	N/A	2072250104P	HEAT SINK AL60635-T5	9H02		1
514	N/A	2072261400P	HEAT SINK JT178QP AL6063S-75 30*15	9H03		1
515	M-SCW-0824-0285	2084730082P	SCREW,BND T+ M3X8(BND T+)	9S02		1
516	M-SCW-0824-0285	2084730082P	SCREW,BND T+ M3X8(BND T+)	9S03		1
517	C-00006196	2024266901P	FRONT BEZEL VE710 ABS94HB PS7604B	1F01		1
518	N/A	2053650500P	LED INDIC.-FUNC VE710 PMMA 94HB	1F02		1
519	N/A	2044266301P	FUNCTION KEY VE710 ABS94HB AL-PLATE	1F03		1
520	M-MS-0808-9214	2051352100P	NAME PLATE VIEWSONIC E015-006 3-BIRD LOGO	1F04		1
521	N/A	2051352000P	NAME PLATE VIEWSONIC LOGO 3 PIN VA521	1F05		1
522	M-LB-0813-0002	2056603050P	SERIAL LABEL VIEWSONIC LCD SERIAL LABEL	6P54		1
523	CB-00006137	2420308002P	FFC CABLE FFC 30P*0.5*1.80mm	P980		1

Item	ViewSonic P/N	Ref. P/N	Description	Location	Universal number#	Q'ty
524	CB-00006136	2420308001P	FFC CABLE FFC 50P*0.5*1.80mm	P981		1
525	E-00006128	2212007201P	LCD PANEL CLAA170EA08Q Ver1.1 8ms CPT	V901		1
526	N/A	2071970200P	METAL FITTG VE710 PANEL SECC 0.8	5F01		1
527	N/A	2106656500P	HINGE VE710 -5'- +20'	5F02 RA		1
528	N/A	2106656501P	HINGE VE710 -5'-+20' FOR TL	5F02 RB		1
529	N/A	2071970300P	METAL FITTG VE710 COVER SPTE T=0.3	5F03		2
530	M-SCW-0824-6715	2080002200P	SCREW,SPE L355 M3x6 DH NICKEL-PLATED	5F04		4
531	M-SCW-0824-0811	2080003700P	SCREW,SPE ISZZTER001A M3*6L MSWR17/FZMYI	5F05		4
532	M-SCW-0824-0811	2080003700P	SCREW,SPE ISZZTER001A M3*6L MSWR17/FZMYI	5F06		4
533	N/A	2072457800P	INSULATOR VE710 24*31*0.45 T4000	5F07		1
534	N/A	2072457900P	INSULATOR VE710 12*135*0.45 T4000	5F08		1
535	N/A	2081430062P	SCREW,(WASH) M3X6 P=0.5(TOOTH WASHER)	5F09		1
536	M-SCW-0824-6719	2082630062P	SCREW M3X6 P=0.5	5F10		3
537	M-SCW-0824-0851	2082340072P	SCREW,CSK+ SCREW CSK+ M4*7	5F11		4
538	N/A	2071970800P	METAL FITTG VE710 COVER SPTE T=0.3	5F12		1
539	N/A	2072458300P	INSULATOR 12*10*1.5 94V0 ADHESIVE	5F13		1
540	N/A	2063452500P	ADHESI SHEET PROM 20*10 T=3MM TAPE T4000	5F14		1
541	M-LB-0813-0959	2055613392P	LABEL VSC HIGH VOLTAGE WARNING LABEL	6P14		1
542	N/A	2433304040P	SHIELDING FOAM W10*H10*L40mm	K101		1
543	A-VIO-0118-0034	2427501174P	I/O CABLE D15/C13 20276(3+6) 1.83M BLK	P961		1
544	C-00006126	2022262301P	CABI BACK VE710 ABS94HB BLACK 4001	2C01		1
545	PL-00005399	2051352203P	NAME PLATE V LOGO/ABS 94HB BLACK C	2C02		1
546	N/A	2083740082P	SCREW,BND T+ M4*8(BND T+)	2C03		2
547	M-BK-0805-0070	2071869400P	BRACKET, FIX METAL PLATE 1.0MM KENSINGTON	2C04		1
548	M-SCW-0824-0812	2084730062P	SCREW,BND T+ M3X6(BND T+)	2C05		2
549	N/A	2055636020P	LABEL VE710S-2 VS10047 SMALL	6P05		1
550	M-LB-0813-0530	2055617101P	LABEL 10*20 HI-POT TESTED OK	6P13		1
551	N/A	2055132263P	LABEL VE710S-2 VS10047 CPT	6P50		1
552	N/A	2055613459P	LABEL VIEWSONIC Hg WARNING LABEL	6P53		1
553	PL-00006125	2028258201P	STAND VE710 ABS94HB BLACK 4001	5B01		1
554	N/A	2071970400P	METAL FITTG VE710 STAND SECC T=1.5	5B02		1
555	PL-PD-0714-0113	2039819301P	FOOT PAD RUBBER O20*2TMM SQUARE GRAIN	5B03		4
556	N/A	2080002400P	SCREW,SPE VE155/3x8 STAND	5B04		2
557	N/A	2080004700P	SCREW,SPE M3*4 SPECIAL THIN HEAD TYPE I	5B05		3
558	N/A	2039802601P	FOOT PAD JC186Hg20X1.6mm Rubber blac	5B06		1
559	M-LB-0813-0769	2055613293P	LABEL VIEWSONIC OPEN STAND LABEL-LCD	5B10		1
560	N/A	2080004800P	SCREW,SPE M3.5*13 PMS/SW YLOK	6B01		4
561	C-00006123	2027258601P	DUST COVER VE710 ABS94HB AL-PLATE(R) R	6B02		1
562	M-MS-0808-9408	2061453400P	BUSHING VE710 PLUG RUBBER	6B03		4
563	C-00006124	2027258602P	DUST COVER VE710 ABS94HB AL-PLATE(L)	6B04		1
564	DC-00001586	2055613435P	LABEL VIEWSONIC INSET PAGE-1280X1024	6P06		1
565	DC-00006127	2438501209P	CD-OWNER GUIDE VE710S-4 WIZARD VS10047 CPT	6P80		1
566	DC-00004478	2002310496P	GUARANT CARD VIEWSONIC VA721/VE910 QSG	6P84		1
567	M-MS-0808-1316	2013222536P	POLYETHY BAG 250mmX350mmX0.3t ADD>PE-LD<	6P85		1
568	P-00006129	2011132010P	CARTON BOX VE710S-4 VS10047 050530	6P01		1
569	N/A	2055613461P	LABEL VIEWSONIC NO.4 STICKER	6P03		1
570	N/A	2055613441P	LABEL VIEWSONIC 8ms STICKER 89X58mm	6P04		1
571	M-LB-0813-0856	2055613379P	LABEL VIEWSONIC CONTAINER LABEL	6P11		0.028
572	P-00006130	2012176400P	POLYFOAM VE710 EPS (L)	6P20		1
573	P-00006131	2012176500P	POLYFOAM VE710 EPS (R)	6P21		1
574	M-LB-0813-0002	2056603050P	SERIAL LABEL VIEWSONIC LCD SERIAL LABEL	6P51		1
575	M-LB-0813-0528	2055103400P	LABEL JK0936F WEN	6P52		1
576	M-MS-0808-1317	2013053000P	POLYETHY BAG 90CMX75CMX0.02t PE-LD	6P60		1

M-Model for VSA

Item	ViewSonic P/N	Ref. P/N	Description	Location	Universal number#	Q'ty
1	A-PC-0106-0121	2427130046P	AC POWER CORD USA WALL 1.83M BLACK	P951		1
2	N/A	2055632132P	LABEL VE710S-4 VS10047 (M) CPT	6P02		1

E-Model for VSE

Item	ViewSonic P/N	Ref. P/N	Description	Location	Universal number#	Q'ty
1	A-00006133	2427130047P	AC POWER CORD GERMAN WALL 1.83M BLACK	P951		1
2	N/A	2055632153P	LABEL VE710S(4) VS10047 (E) CPT	6P02		1

P-Model for VSI

Item	ViewSonic P/N	Ref. P/N	Description	Location	Universal number#	Q'ty
1	A-00003623	2427130123P	AC POWER CORD TAIWAN WALL 1.83M BLACK	P951		1
2	N/A	2055632151P	LABEL VE710S(4) VS10047 (P) CPT	6P02		1

G-Model for VSCN

Item	ViewSonic P/N	Ref. P/N	Description	Location	Universal number#	Q'ty
1	MULTIPLE MATCH	2427130097P	AC POWER CORD CHINA WALL 1.83M BLACK	P951		1
2	DC-00003461	2002310402P	GUARANT CARD VIEWSONIC WARRANTY CARD-C 2004	6P07		1
3	M-LB-0813-0862	2056606025P	SERIAL LABEL VS CN WARRANTY CARD SN STICKER	6P08		2
4	N/A	2055632152P	LABEL VE710S(4) VS10047 (G) CPT	6P02		1
5	N/A	2055613461P	LABEL VIEWSONIC NO.4 STICKER	6P03		1
6	N/A	2055613458P	LABEL VIEWSONIC 2005 3C LABEL ROHS	6P10		1
7	M-LB-0813-0863	2056606010P	SERIAL LABEL VIEWSONIC BOX STICKER-G	6P12		1
8	M-LB-0813-0864	2056606009P	SERIAL LABEL VIEWSONIC SERVICE STICKER-G	6P15		1

BOM LIST (VE710b-4 for "CMO v2.1 (8ms) Panel")

ViewSonic Model Number: VS10047

Rev: 1a

Serial No. Prefix: PUN

Item	ViewSonic P/N	Ref. P/N	Description	Location	Universal number#	Q'ty
1	E-C-0404-3898	2341110096P	CAP,CHIP 125°C CS 0603/COG/50V 10 p J T	C101		1
2	N/A	2346147396P	CAP,CHIP 125°C CS 0603/X7R/50V 0.047u K T	C102 RA		1
3	N/A	2346247396P	CAP,CHIP 125°C CS 0603/X7R/25V 0.047u K T	C102 RB		1
4	N/A	2346147396P	CAP,CHIP 125°C CS 0603/X7R/50V 0.047u K T	C103 RA		1
5	N/A	2346247396P	CAP,CHIP 125°C CS 0603/X7R/25V 0.047u K T	C103 RB		1
6	N/A	2346147396P	CAP,CHIP 125°C CS 0603/X7R/50V 0.047u K T	C104 RA		1
7	N/A	2346247396P	CAP,CHIP 125°C CS 0603/X7R/25V 0.047u K T	C104 RB		1
8	E-C-0404-3898	2341110096P	CAP,CHIP 125°C CS 0603/COG/50V 10 p J T	C105		1
9	N/A	2346147396P	CAP,CHIP 125°C CS 0603/X7R/50V 0.047u K T	C106 RA		1
10	N/A	2346247396P	CAP,CHIP 125°C CS 0603/X7R/25V 0.047u K T	C106 RB		1
11	N/A	2346147396P	CAP,CHIP 125°C CS 0603/X7R/50V 0.047u K T	C107 RA		1
12	N/A	2346247396P	CAP,CHIP 125°C CS 0603/X7R/25V 0.047u K T	C107 RB		1
13	E-C-0404-3898	2341110096P	CAP,CHIP 125°C CS 0603/COG/50V 10 p J T	C108		1
14	N/A	2346147396P	CAP,CHIP 125°C CS 0603/X7R/50V 0.047u K T	C109 RA		1
15	N/A	2346247396P	CAP,CHIP 125°C CS 0603/X7R/25V 0.047u K T	C109 RB		1
16	N/A	2341147096P	CAP,CHIP 125°C CS 0603/COG/50V 47p J T	C111		1
17	N/A	2341147096P	CAP,CHIP 125°C CS 0603/COG/50V 47p J T	C113		1
18	N/A	2341147096P	CAP,CHIP 125°C CS 0603/COG/50V 47p J T	C114		1
19	N/A	2341147096P	CAP,CHIP 125°C CS 0603/COG/50V 47p J T	C115		1
20	E-C-0404-3815	2346410496P	CAP,CHIP 85°C CS 0603/Y5V/50V 0.1u Z T	C116		1
21	E-C-0404-4423	2341122096P	CAP,CHIP 125°C CS 0603/COG/50V 22p J T	C119		1
22	E-C-0404-4423	2341122096P	CAP,CHIP 125°C CS 0603/COG/50V 22p J T	C121		1
23	E-C-0404-3815	2346410496P	CAP,CHIP 85°C CS 0603/Y5V/50V 0.1u Z T	C122		1
24	E-C-0404-3815	2346410496P	CAP,CHIP 85°C CS 0603/Y5V/50V 0.1u Z T	C133		1
25	E-C-0404-3815	2346410496P	CAP,CHIP 85°C CS 0603/Y5V/50V 0.1u Z T	C134		1
26	E-C-0404-3815	2346410496P	CAP,CHIP 85°C CS 0603/Y5V/50V 0.1u Z T	C135		1
27	E-C-0404-3815	2346410496P	CAP,CHIP 85°C CS 0603/Y5V/50V 0.1u Z T	C136		1
28	E-C-0404-3815	2346410496P	CAP,CHIP 85°C CS 0603/Y5V/50V 0.1u Z T	C137		1
29	E-C-0404-3815	2346410496P	CAP,CHIP 85°C CS 0603/Y5V/50V 0.1u Z T	C138		1
30	E-C-0404-3815	2346410496P	CAP,CHIP 85°C CS 0603/Y5V/50V 0.1u Z T	C139		1
31	E-C-0404-3815	2346410496P	CAP,CHIP 85°C CS 0603/Y5V/50V 0.1u Z T	C140		1
32	E-C-0404-3815	2346410496P	CAP,CHIP 85°C CS 0603/Y5V/50V 0.1u Z T	C141		1
33	E-C-0404-3815	2346410496P	CAP,CHIP 85°C CS 0603/Y5V/50V 0.1u Z T	C142		1
34	E-C-0404-3815	2346410496P	CAP,CHIP 85°C CS 0603/Y5V/50V 0.1u Z T	C143		1
35	E-C-0404-4423	2341122096P	CAP,CHIP 125°C CS 0603/COG/50V 22p J T	C145		1
36	E-C-0404-4423	2341122096P	CAP,CHIP 125°C CS 0603/COG/50V 22p J T	C146		1
37	E-C-0404-3815	2346410496P	CAP,CHIP 85°C CS 0603/Y5V/50V 0.1u Z T	C148		1
38	E-C-0404-3815	2346410496P	CAP,CHIP 85°C CS 0603/Y5V/50V 0.1u Z T	C149		1
39	E-C-0404-3815	2346410496P	CAP,CHIP 85°C CS 0603/Y5V/50V 0.1u Z T	C151		1
40	E-C-0404-3815	2346410496P	CAP,CHIP 85°C CS 0603/Y5V/50V 0.1u Z T	C154		1
41	E-C-0404-3815	2346410496P	CAP,CHIP 85°C CS 0603/Y5V/50V 0.1u Z T	C157		1
42	E-C-0404-3815	2346410496P	CAP,CHIP 85°C CS 0603/Y5V/50V 0.1u Z T	C158		1
43	E-C-0404-3815	2346410496P	CAP,CHIP 85°C CS 0603/Y5V/50V 0.1u Z T	C160		1
44	E-C-0404-3815	2346410496P	CAP,CHIP 85°C CS 0603/Y5V/50V 0.1u Z T	C161		1
45	E-C-0404-3815	2346410496P	CAP,CHIP 85°C CS 0603/Y5V/50V 0.1u Z T	C162		1
46	E-C-0404-3815	2346410496P	CAP,CHIP 85°C CS 0603/Y5V/50V 0.1u Z T	C163		1
47	E-C-0404-3815	2346410496P	CAP,CHIP 85°C CS 0603/Y5V/50V 0.1u Z T	C166		1
48	E-C-0404-3815	2346410496P	CAP,CHIP 85°C CS 0603/Y5V/50V 0.1u Z T	C167		1
49	E-C-0404-3815	2346410496P	CAP,CHIP 85°C CS 0603/Y5V/50V 0.1u Z T	C168		1
50	E-C-0404-3815	2346410496P	CAP,CHIP 85°C CS 0603/Y5V/50V 0.1u Z T	C169		1
51	E-C-0404-3815	2346410496P	CAP,CHIP 85°C CS 0603/Y5V/50V 0.1u Z T	C170		1
52	E-C-0404-3815	2346410496P	CAP,CHIP 85°C CS 0603/Y5V/50V 0.1u Z T	C172		1
53	E-C-0404-3815	2346410496P	CAP,CHIP 85°C CS 0603/Y5V/50V 0.1u Z T	C175		1
54	E-C-0404-3815	2346410496P	CAP,CHIP 85°C CS 0603/Y5V/50V 0.1u Z T	C178		1
55	E-C-0404-3815	2346410496P	CAP,CHIP 85°C CS 0603/Y5V/50V 0.1u Z T	C179		1
56	E-C-0404-3815	2346410496P	CAP,CHIP 85°C CS 0603/Y5V/50V 0.1u Z T	C180		1
57	N/A	2364600196P	DIODE,SWITCH SMD (NG PARTS) LL4148 SOD80C TEMIC	D101 RA		1
58	E-D-0403-1892	2364200896P	DIODE,RECT(SMD) BAS32L SOD80C PHILIPS	D101 RB		1
59	E-00003830	2364601396P	DIODE,SWITCH SMD 1N4148W-7-F SOD-123 DIODES	D101 RC		1
60	N/A	2364600196P	DIODE,SWITCH SMD (NG PARTS) LL4148 SOD80C TEMIC	D103 RA		1
61	E-D-0403-1892	2364200896P	DIODE,RECT(SMD) BAS32L SOD80C PHILIPS	D103 RB		1
62	E-00003830	2364601396P	DIODE,SWITCH SMD 1N4148W-7-F SOD-123 DIODES	D103 RC		1
63	N/A	2364600196P	DIODE,SWITCH SMD (NG PARTS) LL4148 SOD80C TEMIC	D104 RA		1
64	E-D-0403-1892	2364200896P	DIODE,RECT(SMD) BAS32L SOD80C PHILIPS	D104 RB		1
65	E-00003830	2364601396P	DIODE,SWITCH SMD 1N4148W-7-F SOD-123 DIODES	D104 RC		1
66	E-D-0403-1779	2364503996P	DIODE,ZENER SMD BZV55-C5V6 5% SOD-80C PHILIPS	D105 RA		1
67	E-D-0403-2808	2364505616P	DIODE,ZENER SMD TZMC5V6 SOD-80 5.2-6.0V VISHAY	D105 RB		1
68	N/A	2364600196P	DIODE,SWITCH SMD (NG PARTS) LL4148 SOD80C TEMIC	D106 RA		1
69	E-D-0403-1892	2364200896P	DIODE,RECT(SMD) BAS32L SOD80C PHILIPS	D106 RB		1
70	E-00003830	2364601396P	DIODE,SWITCH SMD 1N4148W-7-F SOD-123 DIODES	D106 RC		1

Item	ViewSonic P/N	Ref. P/N	Description	Location	Universal number#	Q'ty
71	N/A	2364600196P	DIODE,SWITCH SMD (NG PARTS) LL4148 SOD80C TEMIC	D107 RA		1
72	E-D-0403-1892	2364200896P	DIODE,RECT(SMD) BAS32L SOD80C PHILIPS	D107 RB		1
73	E-00003830	2364601396P	DIODE,SWITCH SMD 1N4148W-7-F SOD-123 DIODES	D107 RC		1
74	N/A	2364600196P	DIODE,SWITCH SMD (NG PARTS) LL4148 SOD80C TEMIC	D108 RA		1
75	E-D-0403-1892	2364200896P	DIODE,RECT(SMD) BAS32L SOD80C PHILIPS	D108 RB		1
76	E-00003830	2364601396P	DIODE,SWITCH SMD 1N4148W-7-F SOD-123 DIODES	D108 RC		1
77	E-D-0403-1779	2364503996P	DIODE,ZENER SMD BZV55-C5V6 5% SOD-80C PHILIPS	D111 RA		1
78	E-D-0403-2808	2364505616P	DIODE,ZENER SMD TZMC5V6 SOD-80 5.2-6.0V VISHAY	D111 RB		1
79	E-D-0403-1779	2364503996P	DIODE,ZENER SMD BZV55-C5V6 5% SOD-80C PHILIPS	D112 RA		1
80	E-D-0403-2808	2364505616P	DIODE,ZENER SMD TZMC5V6 SOD-80 5.2-6.0V VISHAY	D112 RB		1
81	N/A	2364600196P	DIODE,SWITCH SMD (NG PARTS) LL4148 SOD80C TEMIC	D113 RA		1
82	E-D-0403-1892	2364200896P	DIODE,RECT(SMD) BAS32L SOD80C PHILIPS	D113 RB		1
83	E-00003830	2364601396P	DIODE,SWITCH SMD 1N4148W-7-F SOD-123 DIODES	D113 RC		1
84	N/A	2364600196P	DIODE,SWITCH SMD (NG PARTS) LL4148 SOD80C TEMIC	D114 RA		1
85	E-D-0403-1892	2364200896P	DIODE,RECT(SMD) BAS32L SOD80C PHILIPS	D114 RB		1
86	E-00003830	2364601396P	DIODE,SWITCH SMD 1N4148W-7-F SOD-123 DIODES	D114 RC		1
87	N/A	2364600196P	DIODE,SWITCH SMD (NG PARTS) LL4148 SOD80C TEMIC	D116 RA		1
88	E-D-0403-1892	2364200896P	DIODE,RECT(SMD) BAS32L SOD80C PHILIPS	D116 RB		1
89	E-00003830	2364601396P	DIODE,SWITCH SMD 1N4148W-7-F SOD-123 DIODES	D116 RC		1
90	N/A	2364600196P	DIODE,SWITCH SMD (NG PARTS) LL4148 SOD80C TEMIC	D117 RA		1
91	E-D-0403-1892	2364200896P	DIODE,RECT(SMD) BAS32L SOD80C PHILIPS	D117 RB		1
92	E-00003830	2364601396P	DIODE,SWITCH SMD 1N4148W-7-F SOD-123 DIODES	D117 RC		1
93	N/A	2364600196P	DIODE,SWITCH SMD (NG PARTS) LL4148 SOD80C TEMIC	D119 RA		1
94	E-D-0403-1892	2364200896P	DIODE,RECT(SMD) BAS32L SOD80C PHILIPS	D119 RB		1
95	E-00003830	2364601396P	DIODE,SWITCH SMD 1N4148W-7-F SOD-123 DIODES	D119 RC		1
96	N/A	2364600196P	DIODE,SWITCH SMD (NG PARTS) LL4148 SOD80C TEMIC	D120 RA		1
97	E-D-0403-1892	2364200896P	DIODE,RECT(SMD) BAS32L SOD80C PHILIPS	D120 RB		1
98	E-00003830	2364601396P	DIODE,SWITCH SMD 1N4148W-7-F SOD-123 DIODES	D120 RC		1
99	N/A	2364600196P	DIODE,SWITCH SMD (NG PARTS) LL4148 SOD80C TEMIC	D121 RA		1
100	E-D-0403-1892	2364200896P	DIODE,RECT(SMD) BAS32L SOD80C PHILIPS	D121 RB		1
101	E-00003830	2364601396P	DIODE,SWITCH SMD 1N4148W-7-F SOD-123 DIODES	D121 RC		1
102	N/A	2364600196P	DIODE,SWITCH SMD (NG PARTS) LL4148 SOD80C TEMIC	D122 RA		1
103	E-D-0403-1892	2364200896P	DIODE,RECT(SMD) BAS32L SOD80C PHILIPS	D122 RB		1
104	E-00003830	2364601396P	DIODE,SWITCH SMD 1N4148W-7-F SOD-123 DIODES	D122 RC		1
105	N/A	2365930896P	IC,DIGITAL SMD RTD2023-LF PQFP128 Realtek	I101		1
106	N/A	2365929996P	IC,DIGITAL SMD MTV312GMV64 PLCC44 MYSON	I104		1
107	E-IC-0401-2269	2365915896P	IC,DIGITAL SMD 24LC16BT/SN SO-8 MICROCHIP	I105 RA		1
108	N/A	2365100996P	MEMORY IC AT24C16AN-10SU-2.7 SO-8 AMTEL	I105 RB		1
109	N/A	2365812696P	IC,LINEAR(SMD) CM2860GK1M223 SOT223 CHAMPION	I106 RA		1
110	N/A	2365813196P	IC,LINEAR(SMD) AME8805DEGTZ SOT-223 AME	I106 RB		1
111	E-R-0405-6600	2253200096P	RES CHIP 1/10W RC 0603 1/10W 0 ohm J T	L101		1
112	E-R-0405-6600	2253200096P	RES CHIP 1/10W RC 0603 1/10W 0 ohm J T	L102		1
113	E-R-0405-6600	2253200096P	RES CHIP 1/10W RC 0603 1/10W 0 ohm J T	L103		1
114	N/A	2379312196P	BEAD,HI-IMPEDANCE Z= 120 ohm(100MHZ~) 0603 200mA	L104		1
115	N/A	2379312196P	BEAD,HI-IMPEDANCE Z= 120 ohm(100MHZ~) 0603 200mA	L105		1
116	N/A	2379820196P	BEAD,HI-IMPEDANCE Z= 200 ohm(200MHZ~) 0805 200mA	L106		1
117	N/A	2379820196P	BEAD,HI-IMPEDANCE Z= 200 ohm(200MHZ~) 0805 200mA	L107		1
118	N/A	2379820196P	BEAD,HI-IMPEDANCE Z= 200 ohm(200MHZ~) 0805 200mA	L108		1
119	N/A	2379820196P	BEAD,HI-IMPEDANCE Z= 200 ohm(200MHZ~) 0805 200mA	L109		1
120	N/A	2379820196P	BEAD,HI-IMPEDANCE Z= 200 ohm(200MHZ~) 0805 200mA	L110		1
121	E-00003533	2379520196P	BEAD,HI-CURRENT Z= 200 ohm 0805 I=2.0A	L111		1
122	E-00003533	2379520196P	BEAD,HI-CURRENT Z= 200 ohm 0805 I=2.0A	L112		1
123	E-00003533	2379520196P	BEAD,HI-CURRENT Z= 200 ohm 0805 I=2.0A	L113		1
124	N/A	2253300096P	RES CHIP 1/8W RC 0805 1/8 W 0 ohm J T	L115		1
125	N/A	2407630230P	SOCKET,SMD 6240-30-OR5P 0.5*30P KYOCERA	P106 RA		1
126	N/A	2407630330P	SOCKET,SMD 2206BL11230RLP 0.5*30P FARNCON	P106 RB		1
127	N/A	2407630250P	SOCKET,SMD 6240-50-OR5P 0.5*50P KYOCERA	P107 RA		1
128	N/A	2407630350P	SOCKET,SMD 2206BL11250RLP 0.5*50P FARNCON	P107 RB		1
129	N/A	2360100696P	XISTOR,PNP R SMD PMBS3906 SOT-23 PHILIPS	Q101 RA		1
130	E-Q-0402-1607	2360100796P	XISTOR,PNP R SMD MMBT3906-F SOT-23 DIODES	Q101 RB		1
131	N/A	2360100696P	XISTOR,PNP R SMD PMBS3906 SOT-23 PHILIPS	Q102 RA		1
132	E-Q-0402-1607	2360100796P	XISTOR,PNP R SMD MMBT3906-F SOT-23 DIODES	Q102 RB		1
133	N/A	2360100696P	XISTOR,PNP R SMD PMBS3906 SOT-23 PHILIPS	Q103 RA		1
134	E-Q-0402-1607	2360100796P	XISTOR,PNP R SMD MMBT3906-F SOT-23 DIODES	Q103 RB		1
135	N/A	2360501396P	FET,P-CH SMD AP2305GN SOT23 APEC	Q104 RA		1
136	N/A	2360501296P	FET,P-CH SMD (EOL) AO3411 SOT-23 AOS	Q104 RB		1
137	E-Q-0402-1624	2360301696P	XISTOR,NPN R SMD PMBS3904 SOT-23 PHILIPS	Q106 RA		1
138	E-Q-0402-1180	2360301296P	XISTOR,NPN R SMD MMBT3904-F SOT23 DIODES	Q106 RB		1
139	N/A	2360100696P	XISTOR,PNP R SMD PMBS3906 SOT-23 PHILIPS	Q107 RA		1
140	E-Q-0402-1607	2360100796P	XISTOR,PNP R SMD MMBT3906-F SOT-23 DIODES	Q107 RB		1
141	N/A	2360100696P	XISTOR,PNP R SMD PMBS3906 SOT-23 PHILIPS	Q108 RA		1
142	E-Q-0402-1607	2360100796P	XISTOR,PNP R SMD MMBT3906-F SOT-23 DIODES	Q108 RB		1
143	E-Q-0402-1624	2360301696P	XISTOR,NPN R SMD PMBS3904 SOT-23 PHILIPS	Q109 RA		1
144	E-Q-0402-1180	2360301296P	XISTOR,NPN R SMD MMBT3904-F SOT23 DIODES	Q109 RB		1

Item	ViewSonic P/N	Ref. P/N	Description	Location	Universal number#	Q'ty
145	N/A	2259210308P	RES,CHIP NETWORKS 8P4R 1/16W 10Kohm J P=0.8	RN1		1
146	N/A	2259210308P	RES,CHIP NETWORKS 8P4R 1/16W 10Kohm J P=0.8	RN2		1
147	N/A	2259210308P	RES,CHIP NETWORKS 8P4R 1/16W 10Kohm J P=0.8	RN3		1
148	N/A	2259210308P	RES,CHIP NETWORKS 8P4R 1/16W 10Kohm J P=0.8	RN4		1
149	N/A	2259222008P	RES,CHIP NETWORKS 8P4R 1/16W 22 ohm J P=0.8	RN5		1
150	E-R-0405-6600	2253200096P	RES CHIP 1/10W RC 0603 1/10W 0 ohm J T	R102		1
151	E-R-0405-6409	2253210196P	RES CHIP 1/10W RC 0603 1/10W 100 ohm J T	R103		1
152	N/A	2251275096P	RES,CHIP 1/10 RC 0603 1/10W 75 ohm F T	R104		1
153	E-R-0405-6600	2253200096P	RES CHIP 1/10W RC 0603 1/10W 0 ohm J T	R105		1
154	E-R-0405-6409	2253210196P	RES CHIP 1/10W RC 0603 1/10W 100 ohm J T	R106		1
155	E-R-0405-6600	2253200096P	RES CHIP 1/10W RC 0603 1/10W 0 ohm J T	R107		1
156	E-R-0405-6409	2253210196P	RES CHIP 1/10W RC 0603 1/10W 100 ohm J T	R108		1
157	N/A	2251275096P	RES,CHIP 1/10 RC 0603 1/10W 75 ohm F T	R109		1
158	E-R-0405-6409	2253210196P	RES CHIP 1/10W RC 0603 1/10W 100 ohm J T	R110		1
159	E-R-0405-6600	2253200096P	RES CHIP 1/10W RC 0603 1/10W 0 ohm J T	R111		1
160	E-R-0405-6409	2253210196P	RES CHIP 1/10W RC 0603 1/10W 100 ohm J T	R112		1
161	N/A	2251275096P	RES,CHIP 1/10 RC 0603 1/10W 75 ohm F T	R113		1
162	E-R-0405-6409	2253210196P	RES CHIP 1/10W RC 0603 1/10W 100 ohm J T	R114		1
163	E-R-0405-6409	2253210196P	RES CHIP 1/10W RC 0603 1/10W 100 ohm J T	R116		1
164	E-R-0405-6604	2253222296P	RES CHIP 1/10W RC 0603 1/10W 2.2Kohm J T	R118		1
165	E-R-0405-6604	2253222296P	RES CHIP 1/10W RC 0603 1/10W 2.2Kohm J T	R119		1
166	E-R-0405-6409	2253210196P	RES CHIP 1/10W RC 0603 1/10W 100 ohm J T	R120		1
167	E-R-0405-6410	2253210296P	RES CHIP 1/10W RC 0603 1/10W 1.0Kohm J T	R124		1
168	E-R-0405-6600	2253200096P	RES CHIP 1/10W RC 0603 1/10W 0 ohm J T	R125		1
169	E-R-0405-6601	2253210596P	RES CHIP 1/10W RC 0603 1/10W 1.0Mohm J T	R127		1
170	E-R-0405-6419	2253247296P	RES CHIP 1/10W RC 0603 1/10W 4.7Kohm J T	R128		1
171	E-R-0405-6419	2253247296P	RES CHIP 1/10W RC 0603 1/10W 4.7Kohm J T	R129		1
172	E-R-0405-6410	2253210296P	RES CHIP 1/10W RC 0603 1/10W 1.0Kohm J T	R130		1
173	E-R-0405-6409	2253210196P	RES CHIP 1/10W RC 0603 1/10W 100 ohm J T	R132		1
174	E-R-0405-6410	2253210296P	RES CHIP 1/10W RC 0603 1/10W 1.0Kohm J T	R133		1
175	E-R-0405-6409	2253210196P	RES CHIP 1/10W RC 0603 1/10W 100 ohm J T	R134		1
176	E-R-0405-6409	2253210196P	RES CHIP 1/10W RC 0603 1/10W 100 ohm J T	R135		1
177	E-R-0405-6604	2253222296P	RES CHIP 1/10W RC 0603 1/10W 2.2Kohm J T	R139		1
178	E-R-0405-6604	2253222296P	RES CHIP 1/10W RC 0603 1/10W 2.2Kohm J T	R140		1
179	N/A	2251290916P	RES,CHIP 1/10 RC 0603 1/10W 9.09Kohm F T	R142		1
180	E-R-0405-6409	2253210196P	RES CHIP 1/10W RC 0603 1/10W 100 ohm J T	R144		1
181	E-R-0405-6409	2253210196P	RES CHIP 1/10W RC 0603 1/10W 100 ohm J T	R145		1
182	E-R-0405-6411	2253210396P	RES CHIP 1/10W RC 0603 1/10W 10Kohm J T	R146		1
183	N/A	2251233216P	RES,CHIP 1/10 RC 0603 1/10W 3.32Kohm F T	R148		1
184	E-R-0405-6419	2253247296P	RES CHIP 1/10W RC 0603 1/10W 4.7Kohm J T	R149		1
185	E-R-0405-6409	2253210196P	RES CHIP 1/10W RC 0603 1/10W 100 ohm J T	R150		1
186	E-R-0405-6409	2253210196P	RES CHIP 1/10W RC 0603 1/10W 100 ohm J T	R151		1
187	E-R-0405-6409	2253210196P	RES CHIP 1/10W RC 0603 1/10W 100 ohm J T	R152		1
188	E-R-0405-6409	2253210196P	RES CHIP 1/10W RC 0603 1/10W 100 ohm J T	R153		1
189	E-R-0405-6409	2253210196P	RES CHIP 1/10W RC 0603 1/10W 100 ohm J T	R154		1
190	E-R-0405-6409	2253210196P	RES CHIP 1/10W RC 0603 1/10W 100 ohm J T	R155		1
191	E-R-0405-6409	2253210196P	RES CHIP 1/10W RC 0603 1/10W 100 ohm J T	R156		1
192	E-R-0405-6419	2253247296P	RES CHIP 1/10W RC 0603 1/10W 4.7Kohm J T	R157		1
193	E-R-0405-6601	2253210596P	RES CHIP 1/10W RC 0603 1/10W 1.0Mohm J T	R158		1
194	E-R-0405-6419	2253247296P	RES CHIP 1/10W RC 0603 1/10W 4.7Kohm J T	R159		1
195	E-R-0405-6410	2253210296P	RES CHIP 1/10W RC 0603 1/10W 1.0Kohm J T	R161		1
196	E-R-0405-6419	2253247296P	RES CHIP 1/10W RC 0603 1/10W 4.7Kohm J T	R163		1
197	N/A	2253300096P	RES CHIP 1/8W RC 0805 1/8 W 0 ohm J T	R166		1
198	N/A	2253300096P	RES CHIP 1/8W RC 0805 1/8 W 0 ohm J T	R170		1
199	E-R-0405-6409	2253210196P	RES CHIP 1/10W RC 0603 1/10W 100 ohm J T	R176		1
200	E-R-0405-6409	2253210196P	RES CHIP 1/10W RC 0603 1/10W 100 ohm J T	R177		1
201	E-R-0405-6411	2253210396P	RES CHIP 1/10W RC 0603 1/10W 10Kohm J T	R180		1
202	E-R-0405-6419	2253247296P	RES CHIP 1/10W RC 0603 1/10W 4.7Kohm J T	R181		1
203	E-R-0405-7000	2253222196P	RES CHIP 1/10W RC 0603 1/10W 220 ohm J T	R182		1
204	N/A	2253347296P	RES CHIP 1/8W RC 0805 1/8 W 4.7Kohm J T	R183		1
205	E-R-0405-6409	2253210196P	RES CHIP 1/10W RC 0603 1/10W 100 ohm J T	R186		1
206	E-R-0405-6410	2253210296P	RES CHIP 1/10W RC 0603 1/10W 1.0Kohm J T	R188		1
207	N/A	2253300096P	RES CHIP 1/8W RC 0805 1/8 W 0 ohm J T	R189		1
208	E-R-0405-6411	2253210396P	RES CHIP 1/10W RC 0603 1/10W 10Kohm J T	R190		1
209	N/A	2253227296P	RES CHIP 1/10W RC 0603 1/10W 2.7Kohm J T	R191		1
210	E-R-0405-6410	2253210296P	RES CHIP 1/10W RC 0603 1/10W 1.0Kohm J T	R192		1
211	E-R-0405-6603	2253222096P	RES CHIP 1/10W RC 0603 1/10W 22 ohm J T	R193		1
212	E-R-0405-6603	2253222096P	RES CHIP 1/10W RC 0603 1/10W 22 ohm J T	R194		1
213	E-R-0405-6603	2253222096P	RES CHIP 1/10W RC 0603 1/10W 22 ohm J T	R195		1
214	N/A	2253347296P	RES CHIP 1/8W RC 0805 1/8 W 4.7Kohm J T	R196		1
215	E-R-0405-6600	2253200096P	RES CHIP 1/10W RC 0603 1/10W 0 ohm J T	R197		1
216	E-R-0405-6411	2253210396P	RES CHIP 1/10W RC 0603 1/10W 10Kohm J T	R199		1
217	N/A	2336310613P	CAP,MINI ELE 105°C EC 10u/ 16V 4*7 P=2.5 T	C117		1
218	N/A	2336322613P	CAP,MINI ELE 105°C EC 22u/ 16V 4*7 P=2.5 T	C132		1

Item	ViewSonic P/N	Ref. P/N	Description	Location	Universal number#	Q'ty
219	N/A	2336322613P	CAP,MINI ELE 105°C EC 22u/ 16V 4*7 P=2.5 T	C144		1
220	N/A	2336322613P	CAP,MINI ELE 105°C EC 22u/ 16V 4*7 P=2.5 T	C147		1
221	E-00000999	2336347613P	CAP,MINI ELE 105°C EC 47u/ 16V 5*7 P=2.5 T	C155		1
222	N/A	2336310713P	CAP,MINI ELE 105°C EC 100u/ 16V 6.3*7 P=2.5 T	C156		1
223	N/A	2336322613P	CAP,MINI ELE 105°C EC 22u/ 16V 4*7 P=2.5 T	C159		1
224	E-00000999	2336347613P	CAP,MINI ELE 105°C EC 47u/ 16V 5*7 P=2.5 T	C164		1
225	E-00000999	2336347613P	CAP,MINI ELE 105°C EC 47u/ 16V 5*7 P=2.5 T	C165		1
226	N/A	2336322613P	CAP,MINI ELE 105°C EC 22u/ 16V 4*7 P=2.5 T	C171		1
227	E-00000999	2336347613P	CAP,MINI ELE 105°C EC 47u/ 16V 5*7 P=2.5 T	C176		1
228	E-00000999	2336347613P	CAP,MINI ELE 105°C EC 47u/ 16V 5*7 P=2.5 T	C177		1
229	N/A	2336322613P	CAP,MINI ELE 105°C EC 22u/ 16V 4*7 P=2.5 T	C181		1
230	E-Q-0402-0839	2361111191P	XISTOR,PNP R 2SA1020(Y) TO-92 TOSHIBA	Q105		1
231	N/A	2404301112P	CONNECTOR JST PH 13P SIDE P=2.0 OR EQUAL	P101		1
232	M-MS-0808-6355	2404301107P	CONNECTOR JST PH 8P SIDE P=2.0 OR EQUAL	P104		1
233	N/A	2404371008P	CONNECTOR JST PH 9P TOP P=2.0 OR EQUAL	P105		1
234	N/A	2202518300P	PCB MULTILAYER VA521(A) M/B FR4*2 100*82 1.00	U101		1
235	E-X-0415-0119	2369103601P	XTAL,OSC 12.000MHZ/49US 0.1mW/30pF	X101		1
236	E-X-0415-0112	2369103901P	XTAL,OSC 24.576MHZ/49US 0.1mW/20pF	X102		1
237	N/A	2363703891P	LED 3 ϕ GRN/YEL	D701		1
238	M-SW-0815-0182	2403702200P	TACT SWITCH TSAA-2 HUAJIE	S701		1
239	M-SW-0815-0182	2403702200P	TACT SWITCH TSAA-2 HUAJIE	S702		1
240	M-SW-0815-0182	2403702200P	TACT SWITCH TSAA-2 HUAJIE	S703		1
241	M-SW-0815-0182	2403702200P	TACT SWITCH TSAA-2 HUAJIE	S704		1
242	M-SW-0815-0182	2403702200P	TACT SWITCH TSAA-2 HUAJIE	S705		1
243	N/A	2202127900P	PC BOARD VA721 K/B FR1 120*21 V1.00	U701		1
244	N/A	2427408252P	WIRE HARNESS 8/8P H/B 1061#26 L=250mm p=2.0	P701		1
245	N/A	2364530016P	DIODE,ZENER SMD MMSZ5256B SOD-123 PEC	D808		1
246	E-D-0403-2041	2364600396P	DIODE,SWITCH SMD LL4148 SOD-80 DIODES	D907 RA		1
247	E-00003534	2363600696P	DIODE,SWITCH RLS4148-T11 SOD-80 ROHM	D907 RB		1
248	E-00003830	2364601396P	DIODE,SWITCH SMD 1N4148W-7-F SOD-123 DIODES	D907 RC		1
249	E-D-0403-2041	2364600396P	DIODE,SWITCH SMD LL4148 SOD-80 DIODES	D908 RA		1
250	E-00003534	2363600696P	DIODE,SWITCH RLS4148-T11 SOD-80 ROHM	D908 RB		1
251	E-00003830	2364601396P	DIODE,SWITCH SMD 1N4148W-7-F SOD-123 DIODES	D908 RC		1
252	E-D-0403-2041	2364600396P	DIODE,SWITCH SMD LL4148 SOD-80 DIODES	D909 RA		1
253	E-00003534	2363600696P	DIODE,SWITCH RLS4148-T11 SOD-80 ROHM	D909 RB		1
254	E-00003830	2364601396P	DIODE,SWITCH SMD 1N4148W-7-F SOD-123 DIODES	D909 RC		1
255	N/A	2364300896P	DIODE,SCHOTTKY(SMD) EP05Q04-TE8L 40V/0.4A IR	D910		1
256	E-D-0403-2041	2364600396P	DIODE,SWITCH SMD LL4148 SOD-80 DIODES	D911 RA		1
257	E-00003534	2363600696P	DIODE,SWITCH RLS4148-T11 SOD-80 ROHM	D911 RB		1
258	E-00003830	2364601396P	DIODE,SWITCH SMD 1N4148W-7-F SOD-123 DIODES	D911 RC		1
259	E-D-0403-2041	2364600396P	DIODE,SWITCH SMD LL4148 SOD-80 DIODES	D912 RA		1
260	E-00003534	2363600696P	DIODE,SWITCH RLS4148-T11 SOD-80 ROHM	D912 RB		1
261	E-00003830	2364601396P	DIODE,SWITCH SMD 1N4148W-7-F SOD-123 DIODES	D912 RC		1
262	N/A	2360302296P	XISTOR,NPN R SMD MMBT2907A SOT-23 DIODES	Q802 RA		1
263	N/A	2360301096P	XISTOR,NPN R SMD KST2907AMTF SOT-23 FAIRCHILD	Q802 RB		1
264	E-00003850	2360302396P	XISTOR,NPN R SMD HMBT2907A SOT23 HSMC	Q802 RC		1
265	E-00003851	2360302496P	XISTOR,NPN R SMD MMBT2907ALT1G SOT-23 ON	Q802 RD		1
266	E-Q-0402-1180	2360301296P	XISTOR,NPN R SMD MMBT3904-F SOT23 DIODES	Q803 RA		1
267	E-Q-0402-1377	2360300396P	XISTOR,NPN R SMD MMBT3904 SOT-23 MOTOROLA	Q803 RB		1
268	E-Q-0402-1376	2360300296P	XISTOR,NPN R SMD HMBT3904 SOT23 HI-SIN	Q803 RC		1
269	E-Q-0402-1608	2360300896P	XISTOR,NPN R SMD MMBT3904K SOT-23 FAIRCHILD	Q803 RD		1
270	E-Q-0402-1378	2360300596P	XISTOR,NPN R SMD MMBT3904-7 SOT23 VISHAY	Q803 RE		1
271	E-Q-0402-1607	2360100796P	XISTOR,PNP R SMD MMBT3906-F SOT-23 DIODES	Q804 RA		1
272	N/A	2360100696P	XISTOR,PNP R SMD PMBS3906 SOT-23 PHILIPS	Q804 RB		1
273	E-Q-0402-1607	2360100596P	XISTOR,PNP R SMD MMBT3906-NL SOT23 FAIRCHILD	Q804 RC		1
274	N/A	2360609196P	FET,N-CH(SMD) 2N7002LT1G SOT-23 ON	Q904 RA		1
275	N/A	2360609496P	FET,N-CH(SMD) 2N7002G SOT-23 Pyramis	Q904 RB		1
276	N/A	2360609196P	FET,N-CH(SMD) 2N7002LT1G SOT-23 ON	Q905 RA		1
277	N/A	2360609496P	FET,N-CH(SMD) 2N7002G SOT-23 Pyramis	Q905 RB		1
278	N/A	2360609196P	FET,N-CH(SMD) 2N7002LT1G SOT-23 ON	Q910 RA		1
279	N/A	2360609496P	FET,N-CH(SMD) 2N7002G SOT-23 Pyramis	Q910 RB		1
280	N/A	2360609196P	FET,N-CH(SMD) 2N7002LT1G SOT-23 ON	Q911 RA		1
281	N/A	2360609496P	FET,N-CH(SMD) 2N7002G SOT-23 Pyramis	Q911 RB		1
282	N/A	2253410596P	RES CHIP 1/4W RC 1206 1/4 W 1.0Mohm J T	R803		1
283	N/A	2253491496P	RES CHIP 1/4W RC 1206 1/4W 910Kohm J T	R805		1
284	N/A	2251451136P	RES,CHIP 1/4 RC 1206 1/4 W 511Kohm F T	R806		1
285	N/A	2253439096P	RES CHIP 1/4W RC 1206 1/4 W 39 ohm J T	R807		1
286	N/A	2251413336P	RES,CHIP 1/4 RC 1206 1/4 W 133Kohm F T	R808		1
287	N/A	2253447096P	RES CHIP 1/4W RC 1206 1/4 W 47 ohm J T	R809		1
288	N/A	2253410596P	RES CHIP 1/4W RC 1206 1/4 W 1.0Mohm J T	R812		1
289	N/A	2253427196P	RES CHIP 1/4W RC 1206 1/4 W 270 ohm J T	R816		1
290	N/A	2251482516P	RES,CHIP 1/4 RC 1206 1/4 W 8.25Kohm F T	R824		1
291	N/A	2251413026P	RES,CHIP 1/4 RC 1206 1/4 W 13Kohm F T	R825		1
292	N/A	2253456296P	RES CHIP 1/4W RC 1206 1/4 W 5.6Kohm J T	R826		1

Item	ViewSonic P/N	Ref. P/N	Description	Location	Universal number#	Q'ty
293	N/A	2251411036P	RES,CHIP 1/4 RC 1206 1/4 W 110Kohm F T	R831		1
294	N/A	2253410296P	RES CHIP 1/4W RC 1206 1/4 W 1.0Kohm J T	R832		1
295	N/A	2253410496P	RES CHIP 1/4W RC 1206 1/4 W 100Kohm J T	R833		1
296	N/A	2253410496P	RES CHIP 1/4W RC 1206 1/4 W 100Kohm J T	R834		1
297	N/A	2253410496P	RES CHIP 1/4W RC 1206 1/4 W 100Kohm J T	R835		1
298	N/A	2253410496P	RES CHIP 1/4W RC 1206 1/4 W 100Kohm J T	R836		1
299	N/A	2251451136P	RES,CHIP 1/4 RC 1206 1/4 W 511Kohm F T	R843		1
300	N/A	2253491496P	RES CHIP 1/4W RC 1206 1/4W 910Kohm J T	R844		1
301	E-00001013	2253410396P	RES CHIP 1/4W RC 1206 1/4 W 10Kohm J T	R852		1
302	E-00001013	2253410396P	RES CHIP 1/4W RC 1206 1/4 W 10Kohm J T	R901		1
303	N/A	2251418026P	RES,CHIP 1/4 RC 1206 1/4 W 18Kohm F T	R907		1
304	N/A	2253451596P	RES CHIP 1/4W RC 1206 1/4 W 5.1Mohm J T	R911		1
305	N/A	2253410596P	RES CHIP 1/4W RC 1206 1/4 W 1.0Mohm J T	R918		1
306	N/A	2253451296P	RES CHIP 1/4W RC 1206 1/4 W 5.1Kohm J T	R922		1
307	N/A	2253451296P	RES CHIP 1/4W RC 1206 1/4 W 5.1Kohm J T	R926		1
308	N/A	2251439206P	RES,CHIP 1/4 RC 1206 1/4 W 392 ohm F T	R928		1
309	N/A	2253410596P	RES CHIP 1/4W RC 1206 1/4 W 1.0Mohm J T	R930		1
310	N/A	2253410596P	RES CHIP 1/4W RC 1206 1/4 W 1.0Mohm J T	R931		1
311	N/A	2251482596P	RES,CHIP 1/4 RC 1206 1/4 W 82.5 ohm F T	R939		1
312	N/A	2251482596P	RES,CHIP 1/4 RC 1206 1/4 W 82.5 ohm F T	R940		1
313	N/A	2251427406P	RES,CHIP 1/4 RC 1206 1/4 W 274 ohm F T	R941		1
314	N/A	2251427406P	RES,CHIP 1/4 RC 1206 1/4 W 274 ohm F T	R942		1
315	N/A	2251427406P	RES,CHIP 1/4 RC 1206 1/4 W 274 ohm F T	R945		1
316	N/A	2251427406P	RES,CHIP 1/4 RC 1206 1/4 W 274 ohm F T	R946		1
317	N/A	2202131800P	PC BOARD VA721(A1) P/B FR1 160*130 1.00	U801		1
318	N/A	2285110212P	CAP CER CC 1000P/1KV Y5P P=7.5 K C	C806		1
319	E-C-0404-4833	2281110491P	CAP CER CC 0.1u/50V (Y5P) P=5.0 K T	C807		1
320	E-C-0404-2982	2281133191P	CAP CER CC 330pF/50V P=5.0 K T	C808		1
321	E-C-0404-1838	2333610691P	CAP ELE 105°C EC 10u/ 50V 5*11 P=5.0 T	C809		1
322	E-C-0404-3243	2333633691P	CAP ELE 105°C EC 33u/ 50V 6.3*11 P=5.0 T	C810		1
323	E-C-0404-1861	2281110291P	CAP CER CC 1000p/50V P=5.0 K T	C811		1
324	N/A	2281110391P	CAP CER CC 0.01u/50V (Y5P) P=5.0 K T	C812		1
325	N/A	2284110291P	CAP CER CC 1000P/1KV X7R P=5.0 K T	C820		1
326	N/A	2284110291P	CAP CER CC 1000P/1KV X7R P=5.0 K T	C821		1
327	N/A	2335447791P	CAP,ELE LOW ESR 105°C EC 470u/ 25V 10*13 P=5.0 T	C823		1
328	N/A	2335210811P	CAP,ELE LOW ESR 105°C EC 1000u/ 10V 8*16 P=3.5 C	C824		1
329	N/A	2335347713P	CAP,ELE LOW ESR 105°C EC 470u/ 16V 8*12 P=5.0 T	C825		1
330	E-00003555	2302047291P	CAP,MTL MEF 4700pF/50V P=5.0 J T	C826		1
331	E-C-0404-1424	2333610591P	CAP ELE 105°C EC 1u/ 50V 5*11 P=5.0 T	C839		1
332	E-C-0404-4833	2281110491P	CAP CER CC 0.1u/50V (Y5P) P=5.0 K T	C845		1
333	E-C-0404-1833	2333622691P	CAP ELE 105°C EC 22u/ 50V 5*11 P=5.0 T	C901		1
334	E-C-0404-1815	2281410491P	CAP CER CC 0.1u/ 50V Y5V P=5.0 Z T	C902		1
335	N/A	2335347713P	CAP,ELE LOW ESR 105°C EC 470u/ 16V 8*12 P=5.0 T	C903		1
336	E-C-0404-2272	2283110291P	CAP CER CC 1000pF/500V Y5P P=5.0 K T	C904		1
337	E-C-0404-2272	2283110291P	CAP CER CC 1000pF/500V Y5P P=5.0 K T	C905		1
338	E-C-0404-1833	2333622691P	CAP ELE 105°C EC 22u/ 50V 5*11 P=5.0 T	C906		1
339	N/A	2302047391P	CAP,MTL MEF 0.047uF/50V P=5.0 J T	C907		1
340	E-C-0404-0287	2272147091P	CAP CER TC 47p/50V CH P=5.0 J T	C908		1
341	E-C-0404-3470	2272133191P	CAP CER TC 330p/50V CH P=5.0 J T	C909		1
342	N/A	2335347713P	CAP,ELE LOW ESR 105°C EC 470u/ 16V 8*12 P=5.0 T	C910		1
343	N/A	2302068391P	CAP,MTL MEF 0.068u/50V P=5.0 J T	C914		1
344	N/A	2281110391P	CAP CER CC 0.01u/50V (Y5P) P=5.0 K T	C915		1
345	N/A	2302068391P	CAP,MTL MEF 0.068u/50V P=5.0 J T	C919		1
346	E-C-0404-4833	2281110491P	CAP CER CC 0.1u/50V (Y5P) P=5.0 K T	C920		1
347	E-C-0404-4833	2281110491P	CAP CER CC 0.1u/50V (Y5P) P=5.0 K T	C921		1
348	N/A	2302068291P	CAP,MTL MEF 0.0068u/50V P=5.0 J T	C922		1
349	N/A	2302068291P	CAP,MTL MEF 0.0068u/50V P=5.0 J T	C923		1
350	E-C-0404-4833	2281110491P	CAP CER CC 0.1u/50V (Y5P) P=5.0 K T	C924		1
351	E-C-0404-4833	2281110491P	CAP CER CC 0.1u/50V (Y5P) P=5.0 K T	C925		1
352	E-C-0404-2272	2283110291P	CAP CER CC 1000pF/500V Y5P P=5.0 K T	C926		1
353	E-C-0404-2272	2283110291P	CAP CER CC 1000pF/500V Y5P P=5.0 K T	C927		1
354	E-C-0404-2982	2281133191P	CAP CER CC 330pF/50V P=5.0 K T	C930		1
355	E-C-0404-2982	2281133191P	CAP CER CC 330pF/50V P=5.0 K T	C933		1
356	N/A	2365328191P	LINEAR IC AP431VLA TO-92 ATC	I803 RA		1
357	N/A	2365327691P	LINEAR IC CM431GDCN TO-92 CHAMPION	I803 RB		1
358	E-IC-0401-2152	2365321991P	LINEAR IC KA431AZTA TO-92 FAIRCHILD	I803 RC		1
359	N/A	2365330291P	LINEAR IC KA78L05AZ TO-92 FAIRCHILD	I902 RA		1
360	N/A	2365330491P	LINEAR IC HC78L05 TO-92 HC-SEMI	I902 RB		1
361	N/A	2365330591P	LINEAR IC L78L05ACZ-A/P TO-92 ST	I902 RC		1
362	E-L-0407-0041	2379101595P	FERRITE CORE 3.5*0.8*4.5	L801		1
363	E-Q-0402-0555	2361313691P	XISTOR,NPN R KSC945CGTA TO-92 FAIRCHILD	Q902 RA		1
364	E-Q-0402-0718	2361316191P	XISTOR,NPN R 2PC945P TO-92 PHILIPS	Q902 RB		1
365	E-Q-0402-0428	2361302591P	XISTOR,NPN R 2SC945-AP TO-92 NEC	Q902 RC		1
366	E-D-0403-2009	2363227295P	DIODE,RECT 2A07 DO-15 1000V/2A TSC	D801 RA		1

Item	ViewSonic P/N	Ref. P/N	Description	Location	Universal number#	Q'ty
367	E-D-0403-1531	2363221195P	DIODE,RECT PG208 DO-15 PEC	D801 RB		1
368	E-D-0403-1671	2363224295P	DIODE,RECT 20KDA60 NI	D801 RC		1
369	N/A	2363233795P	DIODE,RECT PS2010 2A/1000V DO-15 PEC	D801 RD		1
370	E-D-0403-2009	2363227295P	DIODE,RECT 2A07 DO-15 1000V/2A TSC	D802 RA		1
371	E-D-0403-1531	2363221195P	DIODE,RECT PG208 DO-15 PEC	D802 RB		1
372	E-D-0403-1671	2363224295P	DIODE,RECT 20KDA60 NI	D802 RC		1
373	N/A	2363233795P	DIODE,RECT PS2010 2A/1000V DO-15 PEC	D802 RD		1
374	E-D-0403-2009	2363227295P	DIODE,RECT 2A07 DO-15 1000V/2A TSC	D803 RA		1
375	E-D-0403-1531	2363221195P	DIODE,RECT PG208 DO-15 PEC	D803 RB		1
376	E-D-0403-1671	2363224295P	DIODE,RECT 20KDA60 NI	D803 RC		1
377	N/A	2363233795P	DIODE,RECT PS2010 2A/1000V DO-15 PEC	D803 RD		1
378	E-D-0403-2009	2363227295P	DIODE,RECT 2A07 DO-15 1000V/2A TSC	D804 RA		1
379	E-D-0403-1531	2363221195P	DIODE,RECT PG208 DO-15 PEC	D804 RB		1
380	E-D-0403-1671	2363224295P	DIODE,RECT 20KDA60 NI	D804 RC		1
381	N/A	2363233795P	DIODE,RECT PS2010 2A/1000V DO-15 PEC	D804 RD		1
382	N/A	2363215495P	DIODE,RECT BYV26C SOD57 PHILIPS	D806 RA		1
383	N/A	2363231995P	DIODE,RECT UF4007 DO-41 1000V/1A PEC	D806 RB		1
384	N/A	2363223195P	DIODE,RECT UF4007 DO-204AL GS	D806 RC		1
385	N/A	2363230795P	DIODE,RECT 1H5G-TG-WS R-1 WILLAS	D807 RA		1
386	N/A	2363601395P	DIODE,SWITCH 1U4G 400V/1A R-1 PEC	D807 RB		1
387	E-D-0403-0531	2363600195P	DIODE,SWITCH 1N4148 DO-35 WILLAS	D809		1
388	E-D-0403-0531	2363600195P	DIODE,SWITCH 1N4148 DO-35 WILLAS	D812		1
389	E-D-0403-0531	2363600195P	DIODE,SWITCH 1N4148 DO-35 WILLAS	D813		1
390	E-D-0403-0531	2363600195P	DIODE,SWITCH 1N4148 DO-35 WILLAS	D902		1
391	E-D-0403-0531	2363600195P	DIODE,SWITCH 1N4148 DO-35 WILLAS	D903		1
392	E-D-0403-0531	2363600195P	DIODE,SWITCH 1N4148 DO-35 WILLAS	D904		1
393	E-D-0403-0531	2363600195P	DIODE,SWITCH 1N4148 DO-35 WILLAS	D905		1
394	E-D-0403-1683	2363213695P	DIODE,RECT 11EQS04 NI	D906		1
395	E-D-0403-0531	2363600195P	DIODE,SWITCH 1N4148 DO-35 WILLAS	D913		1
396	E-D-0403-0531	2363600195P	DIODE,SWITCH 1N4148 DO-35 WILLAS	D914		1
397	E-D-0403-0531	2363600195P	DIODE,SWITCH 1N4148 DO-35 WILLAS	D921		1
398	E-D-0403-0531	2363600195P	DIODE,SWITCH 1N4148 DO-35 WILLAS	D922		1
399	M-WR-0828-0460	2428106125P	JUMPER 6 ϕ *12.5mm	F901		1
400	M-WR-0828-0450	2428106075P	JUMPER 0.6 ϕ *7.5mm	J801		1
401	M-WR-0828-0450	2428106075P	JUMPER 0.6 ϕ *7.5mm	J802		1
402	M-WR-0828-0478	2428106100P	JUMPER 0.6 ϕ *10.0mm	J810		1
403	M-WR-0828-0478	2428106100P	JUMPER 0.6 ϕ *10.0mm	J811		1
404	M-WR-0828-0478	2428106100P	JUMPER 0.6 ϕ *10.0mm	J812		1
405	M-WR-0828-0478	2428106100P	JUMPER 0.6 ϕ *10.0mm	J813		1
406	M-WR-0828-0450	2428106075P	JUMPER 0.6 ϕ *7.5mm	J817		1
407	M-WR-0828-0450	2428106075P	JUMPER 0.6 ϕ *7.5mm	J822		1
408	M-WR-0828-0478	2428106100P	JUMPER 0.6 ϕ *10.0mm	J901		1
409	M-WR-0828-0478	2428106100P	JUMPER 0.6 ϕ *10.0mm	J903		1
410	M-WR-0828-0478	2428106100P	JUMPER 0.6 ϕ *10.0mm	J904		1
411	M-WR-0828-0478	2428106100P	JUMPER 0.6 ϕ *10.0mm	J905		1
412	M-WR-0828-0455	2428106050P	JUMPER 6 ϕ *5.0mm	J906		1
413	M-WR-0828-0455	2428106050P	JUMPER 6 ϕ *5.0mm	J907		1
414	M-WR-0828-0478	2428106100P	JUMPER 0.6 ϕ *10.0mm	J908		1
415	M-WR-0828-0455	2428106050P	JUMPER 6 ϕ *5.0mm	J909		1
416	M-WR-0828-0450	2428106075P	JUMPER 0.6 ϕ *7.5mm	J910		1
417	M-WR-0828-0460	2428106125P	JUMPER 6 ϕ *12.5mm	J911		1
418	M-WR-0828-0478	2428106100P	JUMPER 0.6 ϕ *10.0mm	J912		1
419	M-WR-0828-0451	2428106150P	JUMPER 0.6 ϕ *15.0mm	J913		1
420	M-WR-0828-0451	2428106150P	JUMPER 0.6 ϕ *15.0mm	J914		1
421	M-WR-0828-0478	2428106100P	JUMPER 0.6 ϕ *10.0mm	J915		1
422	M-WR-0828-0451	2428106150P	JUMPER 0.6 ϕ *15.0mm	J916		1
423	M-WR-0828-0455	2428106050P	JUMPER 6 ϕ *5.0mm	J950		1
424	M-WR-0828-0450	2428106075P	JUMPER 0.6 ϕ *7.5mm	L804		1
425	M-WR-0828-0451	2428106150P	JUMPER 0.6 ϕ *15.0mm	L807		1
426	M-00003554	2097400301P	EYELET BSS3-1/2H T=0.25 SN 3uM	PG85		1
427	M-00003554	2097400301P	EYELET BSS3-1/2H T=0.25 SN 3uM	PG86		1
428	M-00003554	2097400301P	EYELET BSS3-1/2H T=0.25 SN 3uM	PG87		1
429	N/A	2239351135P	RES,PRES 1/2 S RN 1/2WS 511Kohm F T52	R804		1
430	N/A	2233622095P	RES,CBN 1/2WS RD 1/2WS 22 ohm J T52	R820		1
431	N/A	2233610095P	RES,CBN 1/2WS RD 1/2WS 10 ohm J T52	R821		1
432	E-R-0405-3235	2233410295P	RES,CBN 1/4 S RD 1/4WS 1Kohm J T52	R823		1
433	N/A	2239236515P	RES,PRES 1/4 S RN 1/4WS 3.65Kohm F T52	R828		1
434	N/A	2239211815P	RES,PRES 1/4 S RN 1/4WS 1.18Kohm F T	R830		1
435	E-R-0405-3230	2233430295P	RES,CBN 1/4 S RD 1/4WS 3.0Kohm J T52	R840		1
436	E-R-0405-3235	2233410295P	RES,CBN 1/4 S RD 1/4WS 1Kohm J T52	R845		1
437	E-R-0405-2309	2233420295P	RES,CBN 1/4 S RD 1/4WS 2.0Kohm J T52	R846		1
438	E-00004479	2235468995P	RES,MTL 1 RS 1WS 6.8 ohm J T52	R847		1
439	E-R-0405-2744	2239222025P	RES,PRES 1/4 S RN 1/4WS 22Kohm F T	R905		1
440	E-R-0405-5980	2239210025P	RES,PRES 1/4 S RN 1/4WS 10Kohm F T	R906		1

Item	ViewSonic P/N	Ref. P/N	Description	Location	Universal number#	Q'ty
441	N/A	2232410195P	RES,CBN 1/4 RD 1/4W 100 ohm J T52	R909		1
442	N/A	2232410095P	RES,CBN 1/4 RD 1/4W 10 ohm J T	R916		1
443	N/A	2232410095P	RES,CBN 1/4 RD 1/4W 10 ohm J T	R917		1
444	N/A	2239268105P	RES,PRES 1/4 S RN 1/4WS 681 ohm F T	R921		1
445	N/A	2239239205P	RES,PRES 1/4 S RN 1/4WS 392 ohm F T52	R923		1
446	N/A	2239268105P	RES,PRES 1/4 S RN 1/4WS 681 ohm F T	R927		1
447	N/A	2232410095P	RES,CBN 1/4 RD 1/4W 10 ohm J T	R932		1
448	N/A	2232410095P	RES,CBN 1/4 RD 1/4W 10 ohm J T	R933		1
449	E-R-0405-4534	2239220015P	RES,PRES 1/4 S RN 1/4WS 2.0Kohm F T52	R944		1
450	E-R-0405-4534	2239220015P	RES,PRES 1/4 S RN 1/4WS 2.0Kohm F T52	R948		1
451	E-00005729	2300947481P	X CAP MINI X2 0.47u/275V P=15.0 K C	C801		1
452	E-C-0404-1855	2287247212P	CAP CER Y2 4700p/250V Y5V P=10.0 M K	C802		1
453	E-C-0404-1855	2287247212P	CAP CER Y2 4700p/250V Y5V P=10.0 M K	C803		1
454	N/A	2357510708P	EC HI-RIPPLE 105C 400V EC 100u/400V 18*32 P=7.5 S	C805		1
455	E-C-0404-0074	2283610391P	CAP CER CC 0.01u/500V Z5U P=5.0 M T	C813		1
456	N/A	2335315811P	CAP,ELE LOW ESR 105°C EC 1500u/ 16V 13*16 P=5.0 C	C822		1
457	E-C-0404-1856	2287210312P	CAP CER Y2 0.01uF/250V P=10.0 M C	C831		1
458	N/A	2275422001P	CAP CER TC 22P/3KV SL P=7.5 J C	C911		1
459	N/A	2275422001P	CAP CER TC 22P/3KV SL P=7.5 J C	C916		1
460	N/A	2275450901P	CAP CER TC 5P/3KV SL P=7.5 J C	C931		1
461	N/A	2275450901P	CAP CER TC 5P/3KV SL P=7.5 J C	C932		1
462	N/A	2363234012P	DIODE,RECT SR306(LF) DO-201AD MOSPEC	D822 RA		1
463	N/A	2363231212P	DIODE,RECT SB360(F9) 3A/60V DO-201AD PEC	D822 RB		1
464	E-FS-0410-0009	2213125207P	FUSE 21502.5(2.5A) LITTEL	F801 RA		1
465	E-FS-0410-0102	2213125211P	FUSE FUSE 2.5A/250V SG501302.5 PICO	F801 RB		1
466	E-00002343	2365330900P	LINEAR IC LD7552BN DIP-8 LEADTREND	I801		1
467	E-PC-0411-0083	2362401800P	PHOTO COUPLR TLP621 TOSHIBA	I802 RA		1
468	E-PC-0411-0082	2362401600P	PHOTO COUPLR (EOL) TLP721F(D4-GR) TOSHIBA	I802 RB		1
469	E-00005306	2362402300P	PHOTO COUPLR TLP421 DIP4 TOSHIBA	I802 RC		1
470	N/A	2365335030P	LINEAR IC OZ9932DN PDIP-8 O2-MICRO	I901		1
471	E-L-0407-1606	2379103500P	FERRITE CORE 0.5 ϕ /3Ts 6*10	L802		1
472	N/A	2371150903P	COIL,CHOKE 5uH 7.8*10 2UEW 0.65mm/12.5Ts	L803		1
473	N/A	2371145301P	COIL,CHOKE ET-20 45mH 2UEW 0.26mm/55+55Ts	L805		1
474	E-L-0407-1606	2379103500P	FERRITE CORE 0.5 ϕ /3Ts 6*10	L808		1
475	N/A	2105251400P	SPRING PLATE SPTE T=0.4MM (GROUND PLATE)	PG81		1
476	N/A	2105251400P	SPRING PLATE SPTE T=0.4MM (GROUND PLATE)	PG82		1
477	N/A	2427409121P	WIRE HARNESS 9P H/B 1061#24 L=120mm P=2.0	P802		1
478	N/A	2404380302P	CONNECTOR 87210-0236 P=3.5 ACE OR EQUAL	P901		1
479	N/A	2404380302P	CONNECTOR 87210-0236 P=3.5 ACE OR EQUAL	P902		1
480	N/A	2404380302P	CONNECTOR 87210-0236 P=3.5 ACE OR EQUAL	P903		1
481	N/A	2404380302P	CONNECTOR 87210-0236 P=3.5 ACE OR EQUAL	P904		1
482	E-00001012	2361611500P	FET,N-CH AP9977GJ(T-TYPE) TO-251 APEC	Q906 RA		1
483	E-00001011	2361611100P	FET,N-CH AOU402 TO-251 AOS	Q906 RB		1
484	E-00001012	2361611500P	FET,N-CH AP9977GJ(T-TYPE) TO-251 APEC	Q907 RA		1
485	E-00001011	2361611100P	FET,N-CH AOU402 TO-251 AOS	Q907 RB		1
486	E-00001012	2361611500P	FET,N-CH AP9977GJ(T-TYPE) TO-251 APEC	Q908 RA		1
487	E-00001011	2361611100P	FET,N-CH AOU402 TO-251 AOS	Q908 RB		1
488	E-00001012	2361611500P	FET,N-CH AP9977GJ(T-TYPE) TO-251 APEC	Q909 RA		1
489	E-00001011	2361611100P	FET,N-CH AOU402 TO-251 AOS	Q909 RB		1
490	E-TH-0416-0042	2229201212P	THERMISTOR,PTH SCK-103 THINKING	R802		1
491	N/A	2241268816P	RES,WIR 2 RW 2WS 0.68 ohm J P=7.0	R811		1
492	N/A	2239391136P	RES,PRES 1/2 S RN 1/2WS 911Kohm P=7.0 F	R839		1
493	N/A	2242315595P	HIGH VOLTAGE RESISTOR RD 1/2W 1.5Mohm J T52	R943		1
494	N/A	2242315595P	HIGH VOLTAGE RESISTOR RD 1/2W 1.5Mohm J T52	R947		1
495	N/A	2407413100P	SOCKET 0711-02-P10-9 INALWAYS	S801 RA		1
496	N/A	2407413300P	SOCKET SC-8R-F15A9 SUPERCOM	S801 RB		1
497	N/A	2407200991P	HOLDER,FUSE CQ-05T CONQUER	S802 RA		1
498	M-MS-0808-1313	2407200791P	HOLDER,FUSE FC-05C	S802 RB		1
499	N/A	2407200991P	HOLDER,FUSE CQ-05T CONQUER	S803 RA		1
500	M-MS-0808-1313	2407200791P	HOLDER,FUSE FC-05C	S803 RB		1
501	N/A	2374228009P	XFORMER,POWR ER-28 800uH 2UEW 0.4mm/26Ts	T801		1
502	N/A	2374301204P	XFORMER INVERTER TLT-1167L TAILON	T901 RA		1
503	N/A	2374301200P	XFORMER INVERTER TK.2016M.101 DARFON	T901 RB		1
504	N/A	2374301204P	XFORMER INVERTER TLT-1167L TAILON	T902 RA		1
505	N/A	2374301200P	XFORMER INVERTER TK.2016M.101 DARFON	T902 RB		1
506	M-LB-0813-0002	2056603050P	SERIAL LABEL VIEWSONIC LCD SERIAL LABEL	6P55		1
507	N/A	2363302800P	DIODE,SCHOTTKY SRF10120C ITO-220AB MOSPEC	D821 RA		1
508	N/A	2363234100P	DIODE,RECT ER1002FCT ITO-220AB PEC	D821 RB		1
509	E-L-0407-0976	2379101491P	FERRITE CORE 3.5*9*0.8	L806		1
510	E-00002347	2361611600P	FET,N-CH AP03N70F-A TO-220FM APEC	Q801 RA		1
511	E-00004446	2361611800P	FET,N-CH AP03N70F-H TO-220FM APEC	Q801 RB		1
512	N/A	2072460500P	INSULATOR 30*10*0.5MM TADE:NITTO NO.5000	9F01		2
513	N/A	2072250104P	HEAT SINK AL60635-T5	9H02		1
514	N/A	2072261400P	HEAT SINK JT178QP AL6063S-75 30*15	9H03		1

Item	ViewSonic P/N	Ref. P/N	Description	Location	Universal number#	Q'ty
515	M-SCW-0824-0285	2084730082P	SCREW,BND T+ M3X8(BND T+)	9S02		1
516	M-SCW-0824-0285	2084730082P	SCREW,BND T+ M3X8(BND T+)	9S03		1
517	N/A	2024266902P	FRONT BEZEL VE710B-2 ABS94HB PANTONE 432C	1F01		1
518	N/A	2053650500P	LED INDIC.-FUNC VE710 PMMA 94HB	1F02		1
519	N/A	2044266301P	FUNCTION KEY VE710 ABS94HB AL-PLATE	1F03		1
520	M-MS-0808-9214	2051352100P	NAME PLATE VIEWSONIC E015-006 3-BIRD LOGO	1F04		1
521	N/A	2051352000P	NAME PLATE VIEWSONIC LOGO 3 PIN VA521	1F05		1
522	M-LB-0813-0002	2056603050P	SERIAL LABEL VIEWSONIC LCD SERIAL LABEL	6P54		1
523	CB-00006137	2420308002P	FFC CABLE FFC 30P*0.5*L80mm	P980		1
524	CB-00006136	2420308001P	FFC CABLE FFC 50P*0.5*L80mm	P981		1
525	E-00006128	2212007201P	LCD PANEL CLAA170EA08Q Ver1.1 8ms CPT	V901		1
526	N/A	2071970200P	METAL FITTG VE710 PANEL SECC 0.8	5F01		1
527	N/A	2106656500P	HINGE VE710 -5'~ +20'	5F02 RA		1
528	N/A	2106656501P	HINGE VE710 -5'~+20' FOR TL	5F02 RB		1
529	N/A	2071970300P	METAL FITTG VE710 COVER SPTE T=0.3	5F03		2
530	M-SCW-0824-6715	2080002200P	SCREW,SPE L355 M3x6 DH NICKEL-PLATED	5F04		4
531	M-SCW-0824-0811	2080003700P	SCREW,SPE ISZZTER001A M3*6L MSWR17/FZMY1	5F05		4
532	M-SCW-0824-0811	2080003700P	SCREW,SPE ISZZTER001A M3*6L MSWR17/FZMY1	5F06		4
533	N/A	2072457800P	INSULATOR VE710 24*31*0.45 T4000	5F07		1
534	N/A	2072457900P	INSULATOR VE710 12*135*0.45 T4000	5F08		1
535	N/A	2081430062P	SCREW,(WASH) M3X6 P=0.5(TOOTH WASHER)	5F09		1
536	M-SCW-0824-6719	2082630062P	SCREW M3X6 P=0.5	5F10		3
537	M-SCW-0824-0851	2082340072P	SCREW,CSK+ SCREW CSK+ M4*7	5F11		4
538	N/A	2071970800P	METAL FITTG VE710 COVER SPTE T=0.3	5F12		1
539	N/A	2072458300P	INSULATOR 12*10*1.5 94V0 ADHESIVE	5F13		1
540	N/A	2063452500P	ADHESI SHEET PROM 20*10 T=3MM TAPE T4000	5F14		1
541	M-LB-0813-0959	2055613392P	LABEL VSC HIGH VOLTAGE WARNING LABEL	6P14		1
542	N/A	2433304040P	SHIELDING FOAM W10*H10*L40mm	K101		1
543	A-VIO-0118-0034	2427501174P	I/O CABLE D15/C13 20276(3+6) 1.83M BLK	P961		1
544	C-00006202	2022262302P	CABI BACK VE710B-2 ABS94HB PANTONE 432C	2C01		1
545	M-MS-0808-9396	2051352202P	NAME PLATE NAME PLATE VIEWSONIC E015-027	2C02		1
546	N/A	2083740082P	SCREW,BND T+ M4*8(BND T+)	2C03		2
547	M-BK-0805-0070	2071869400P	BRACKET, FIX METAL PLATE 1.0MM KENSINGTON	2C04		1
548	M-SCW-0824-0812	2084730062P	SCREW,BND T+ M3X6(BND T+)	2C05		2
549	N/A	2055636021P	LABEL VE710B-2 VS10047 SMALL	6P05		1
550	M-LB-0813-0530	2055617101P	LABEL 10*20 HI-POT TESTED OK	6P13		1
551	N/A	2055132261P	LABEL VE710B-4 VS10047 CPT	6P50		1
552	N/A	2055613459P	LABEL VIEWSONIC Hg WARNING LABEL	6P53		1
553	PL-00006199	2028258202P	STAND VE710B-2 ABS94HB PANTONE 432C	5B01		1
554	N/A	2071970400P	METAL FITTG VE710 STAND SECC T=1.5	5B02		1
555	PL-PD-0714-0113	2039819301P	FOOT PAD RUBBER O20*2TMM SQUARE GRAIN	5B03		4
556	N/A	2080002400P	SCREW,SPE VE155/3x8 STAND	5B04		2
557	N/A	2080004700P	SCREW,SPE M3*4 SPECIAL THIN HEAD TYPE I	5B05		3
558	N/A	2039802601P	FOOT PAD JC186Hq20X1.6mm Rubber blac	5B06		1
559	M-LB-0813-0769	2055613293P	LABEL VIEWSONIC OPEN STAND LABEL-LCD	5B10		1
560	N/A	2080004800P	SCREW,SPE M3.5*13 PMS/SW YLOK	6B01		4
561	C-00006123	2027258601P	DUST COVER VE710 ABS94HB AL-PLATE(R) R	6B02		1
562	M-MS-0808-9408	2061453400P	BUSHING VE710 PLUG RUBBER	6B03		4
563	C-00006124	2027258602P	DUST COVER VE710 ABS94HB AL-PLATE(L)	6B04		1
564	DC-00001586	2055613435P	LABEL VIEWSONIC INSET PAGE-1280X1024	6P06		1
565	DC-00006200	2438501210P	CD-OWNER GUIDE VE710B-4 WIZARD VS10047 CPT	6P80		1
566	DC-00004478	2002310496P	GUARANT CARD VIEWSONIC VA721/VE910 QSG	6P84		1
567	M-MS-0808-1316	2013222536P	POLYETHY BAG 250mmX350mmX0.3t ADD>PE-LD<	6P85		1
568	N/A	2011132011P	CARTON BOX VE710B-4 VS10047 050530	6P01		1
569	N/A	2055613461P	LABEL VIEWSONIC NO.4 STICKER	6P03		1
570	N/A	2055613441P	LABEL VIEWSONIC 8ms STICKER 89X58mm	6P04		1
571	M-LB-0813-0856	2055613379P	LABEL VIEWSONIC CONTAINER LABEL	6P11		0.028
572	P-00006130	2012176400P	POLYFOAM VE710 EPS (L)	6P20		1
573	P-00006131	2012176500P	POLYFOAM VE710 EPS (R)	6P21		1
574	M-LB-0813-0002	2056603050P	SERIAL LABEL VIEWSONIC LCD SERIAL LABEL	6P51		1
575	M-LB-0813-0528	2055103400P	LABEL JK0936F WEN	6P52		1
576	M-MS-0808-1317	2013053000P	POLYETHY BAG 90CMX75CMX0.02t PE-LD	6P60		1

M-Model for VSA

Item	ViewSonic P/N	Ref. P/N	Description	Location	Universal number#	Q'ty
1	A-00005362	2427130046P	AC POWER CORD USA WALL 1.83M BLACK	P951		1
2	N/A	2055632130P	LABEL VE710B-4 VS10047 (M) CPT	6P02		1

E-Model for VSE

Item	ViewSonic P/N	Ref. P/N	Description	Location	Universal number#	Q'ty
1	A-00006133	2427130047P	AC POWER CORD GERMAN WALL 1.83M BLACK	P951		1
2	N/A	2055632156P	LABEL VE710B(4) VS10047 (E) CPT	6P02		1

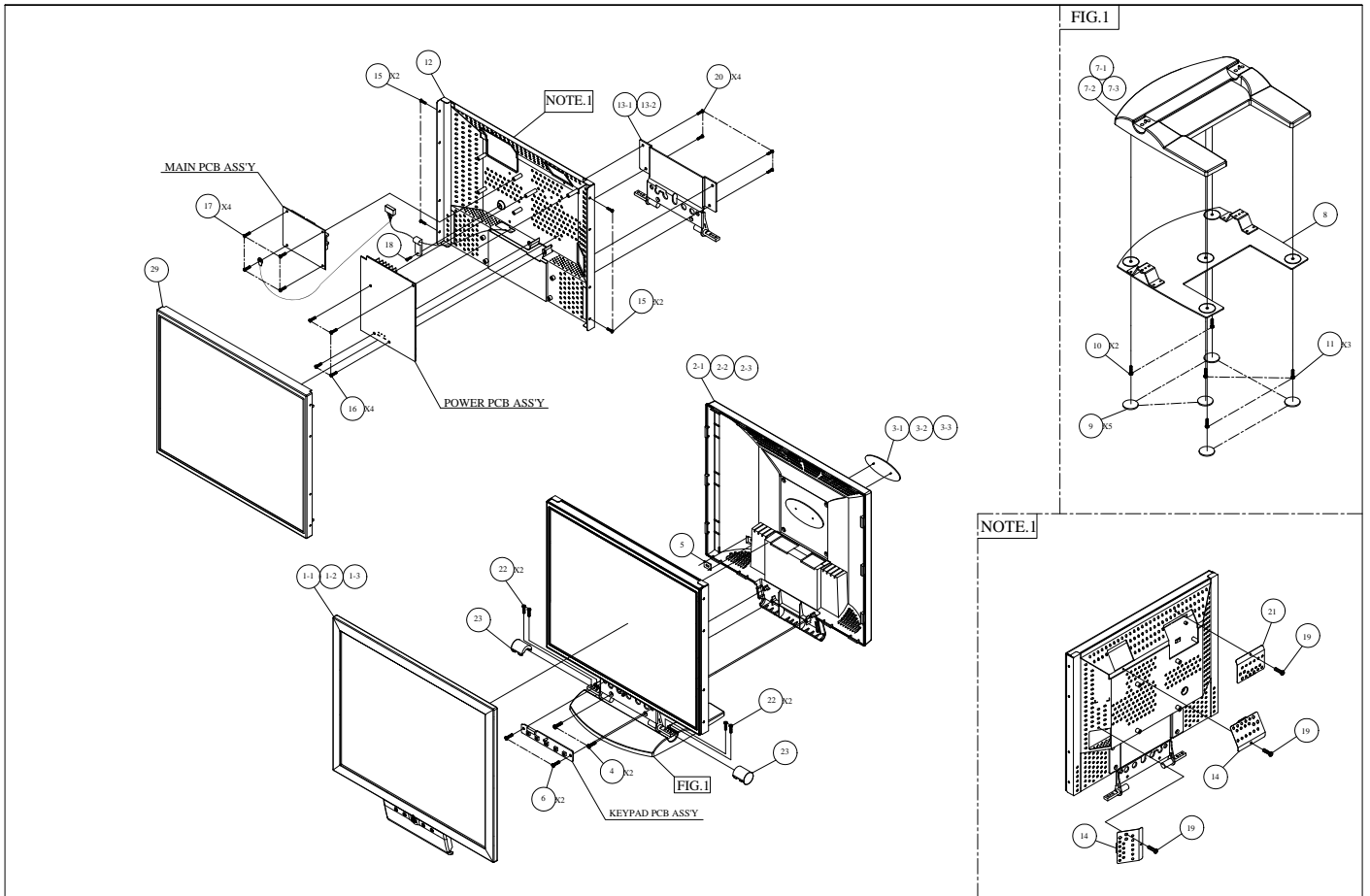
P-Model for VSI

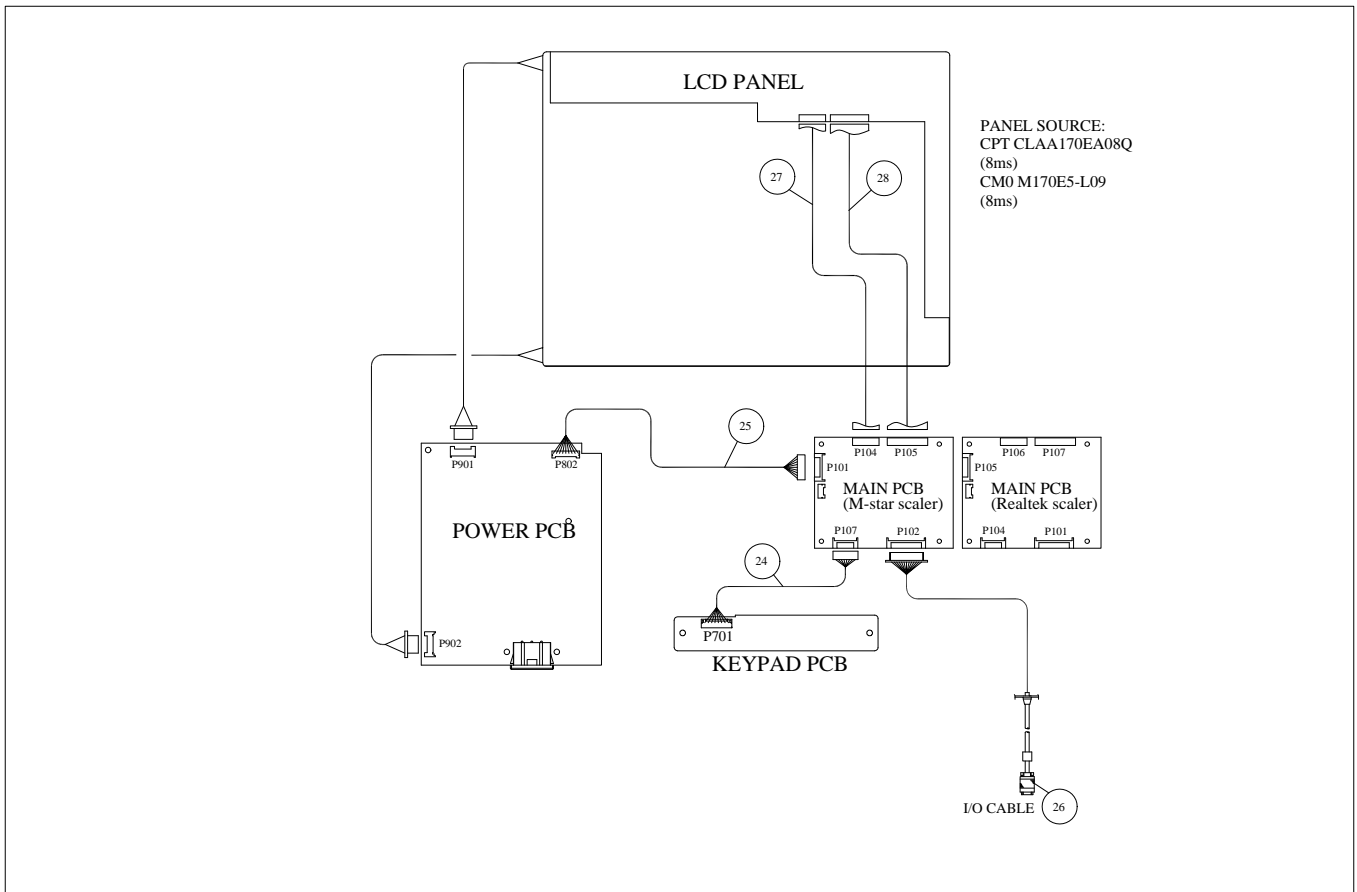
Item	ViewSonic P/N	Ref. P/N	Description	Location	Universal number#	Q'ty
1	A-00003623	2427130123P	AC POWER CORD TAIWAN WALL 1.83M BLACK	P951		1
2	N/A	2055632154P	LABEL VE710B(4) VS10047 (P) CPT	6P02		1

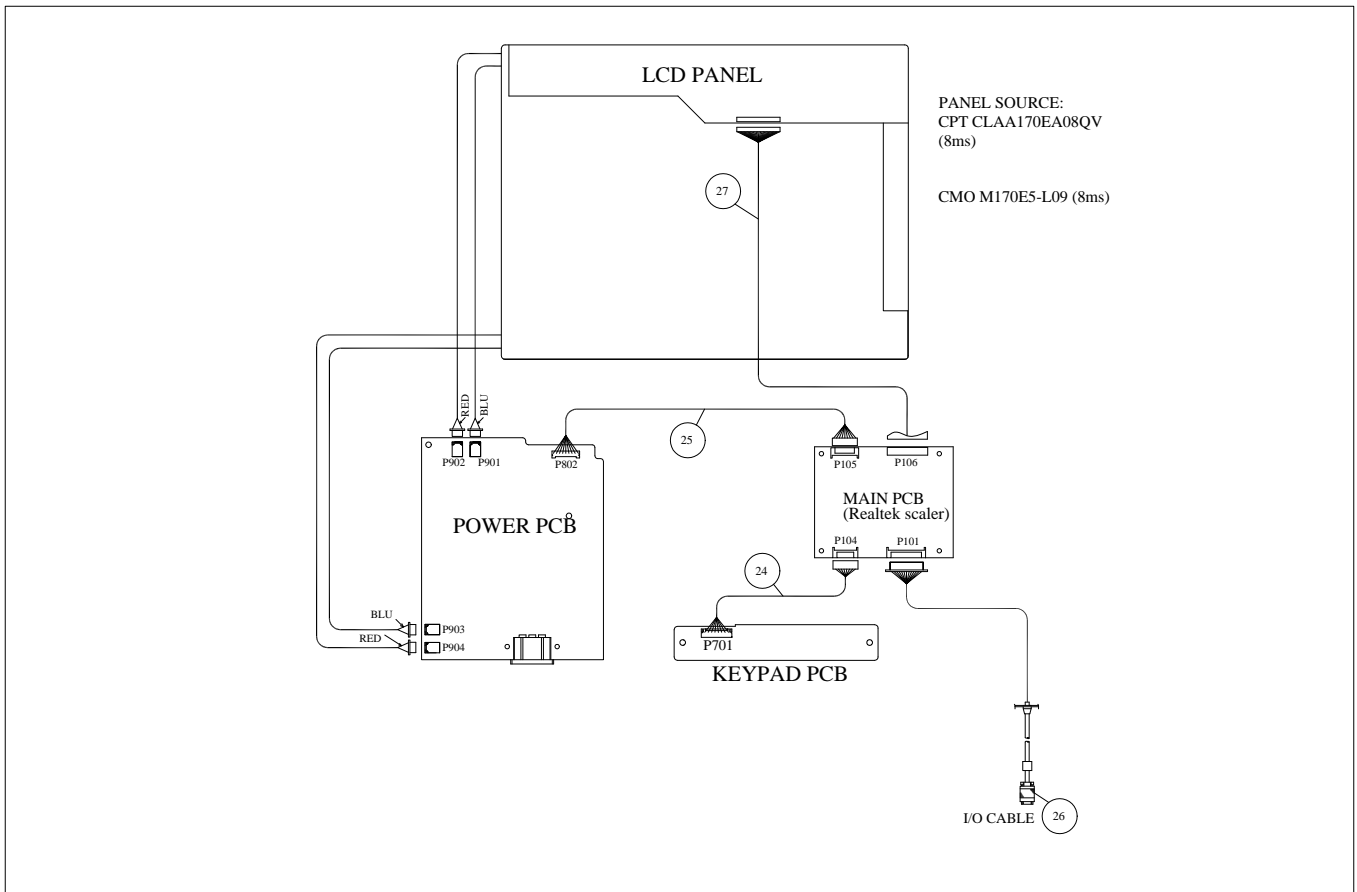
G-Model for VSCN

Item	ViewSonic P/N	Ref. P/N	Description	Location	Universal number#	Q'ty
1	A-00006132	2427130097P	AC POWER CORD CHINA WALL 1.83M BLACK	P951		1
2	DC-00003461	2002310402P	GUARANT CARD VIEWSONIC WARRANTY CARD-C 2004	6P07		1
3	M-LB-0813-0862	2056606025P	SERIAL LABEL VS CN WARRANTY CARD SN STICKER	6P08		2
4	N/A	2055632155P	LABEL VE710B(4) VS10047 (G) CPT	6P02		1
5	N/A	2055613458P	LABEL VIEWSONIC 2005 3C LABEL ROHS	6P10		1
6	M-LB-0813-0863	2056606010P	SERIAL LABEL VIEWSONIC BOX STICKER-G	6P12		1
7	M-LB-0813-0864	2056606009P	SERIAL LABEL VIEWSONIC SERVICE STICKER-G	6P15		1

8. Exploded Diagram And Spare Parts List (VE710s-4/VE710b-4)







EXPLODED PARTS LIST (VE710s-4)

ViewSonic Model Number: VS10047

Rev: 1a

Serial No. Prefix: PUP

Item	ViewSonic P/N	Ref. P/N	Description		Q'ty
1-1	C-FP-0301-0980	2603307568	FRONT BEZEL	VE710 ABS94HB PS7604B	1
1-2	C-FP-0301-0978	2603307569	FRONT BEZEL	VE710B-2 ABS94HB PANTONE 432C	1
1-3	C-FP-0301-0976	2603307576	FRONT BEZEL	VA721 ABS 94HB PS7604B	1
2-1	C-BC-0302-0587	2022262301	CABI BACK	VE710 ABS94HB BLACK 4001	1
2-2	C-BC-0302-0588	2022262302	CABI BACK	VE710B-2 ABS94HB PANTONE 432C	1
2-2	C-BC-0302-0587	2022262301	CABI BACK	VE710 ABS94HB BLACK 4001	1
3-1	M-MS-0808-9215	2051352200	NAME PLATE	VIEWSONIC E015-017 VE710s-4	1
3-2	M-MS-0808-9357	2051352201	NAME PLATE	NAME PLATE VIEWSONIC E015-019 VE710b-4	1
3-3	M-MS-0808-9215	2051352200	NAME PLATE	VIEWSONIC E015-017 VA721	1
4	M-SCW-0824-0848	2083740082	SCREW,BND T+	M4*8(BND T+)	2
5	M-BK-0805-0070	2071869400	BRACKET, FIX	METAL PLATE 1.0MM KENSINGTON	1
6	M-SCW-0824-0812	2084730062	SCREW,BND T+	M3X6(BND T+)	2
7-1	PL-PS-0715-0990	2028258201	STAND	VE710s-4 ABS94HB BLACK 4001	1
7-2	PL-PS-0715-0991	2028258202	STAND	VE710B-2 ABS94HB PANTONE 432C	1
7-3	PL-PS-0715-0990	2028258201	STAND	VE710 ABS94HB BLACK 4001	1
8	M-BK-0805-0071	2071970400	METAL FITTG	VE710 STAND SECC T=1.5	1
9	PL-PD-0714-0113	2039819301	FOOT PAD	RUBBER O20*2TMM SQUARE GRAIN	5
10	M-SCW-0824-6716	2080002400	SCREW,SPE	VE155/3x8 STAND	2
11	M-SCW-0824-0849	2080004700	SCREW,SPE	M3*4 SPECIAL THIN HEAD TYPE I	3
12	M-BK-0805-0072	2071970200	METAL FITTG	VE710 PANEL SECC 0.8	1
11-1	M-MS-0808-9354	2106656500	HINGE	VE710 -5°~ +20°	1
11-2	M-MS-0808-9355	2106656501	HINGE	VE710 -5°~+20° FOR TL	1
14	M-BK-0805-0073	2071970300	METAL FITTG	VE710 COVER SPTE T=0.3	2
15	M-SCW-0824-6715	2080002200	SCREW,SPE	L355 M3x6 DH NICKEL-PLATED	4
16	M-SCW-0824-6717	2081430062	SCREW,(WASH)	M3X6 P=0.5(TOOTH WASHER)	4
17	M-SCW-0824-0850	2082730058	SCREW,BND+	JP166K M3X5 Ni BND+	4
18	M-SCW-0824-6717	2081430062	SCREW,(WASH)	M3X6 P=0.5(TOOTH WASHER)	1
19	M-SCW-0824-6719	2082630062	SCREW	M3X6 P=0.5	3
20	M-SCW-0824-0851	2082340072	SCREW,CSK+	SCREW CSK+ M4*7	4
21	M-BK-0805-0074	2071970800	METAL FITTG	VE710 COVER SPTE T=0.3	1
22	M-BK-0805-0070	2071869400	SCREW,SPE	M3.5*13 PMS/SW YLOK	4
23	M-CV-0830-0300	2027258601	DUST COVER	VE710 ABS94HB AL	2
24	M-MS-0808-9359	2427408252	WIRE HARNESS	8P H/B 1061#26 L=250mm P=2.0	1
25	M-MS-0808-9360	2427409121	WIRE HARNESS	9P H/B 1061#24 L=120mm P=2.0	1
26	A-VIO-0118-0034	2427501174	I/O CABLE	D15/C13 20276(3+6) 1.83M BLK	1
27	M-FC-0809-0798	2420308002	FFC CABLE	30P*0.5*L80mm CPT	1
	CB-00000801	2420316301	FFC CABLE	FFC 30P*1.0mm*L165mm CMO	1
28	M-FC-0809-0788	2420308001	FFC CABLE	80L*25.5W*0.32T 0.3C*0.5P*50N CPT only	1
29	E-00006128	2212007201P	LCD PANEL	CLAA170EA08Q Ver1.1 8ms CPT	1
30	E-00003456	2212008000	LCD PANEL	M170E5-L09 Ver1.0 CMO	1

EXPLODED PARTS LIST (VE710b-4)

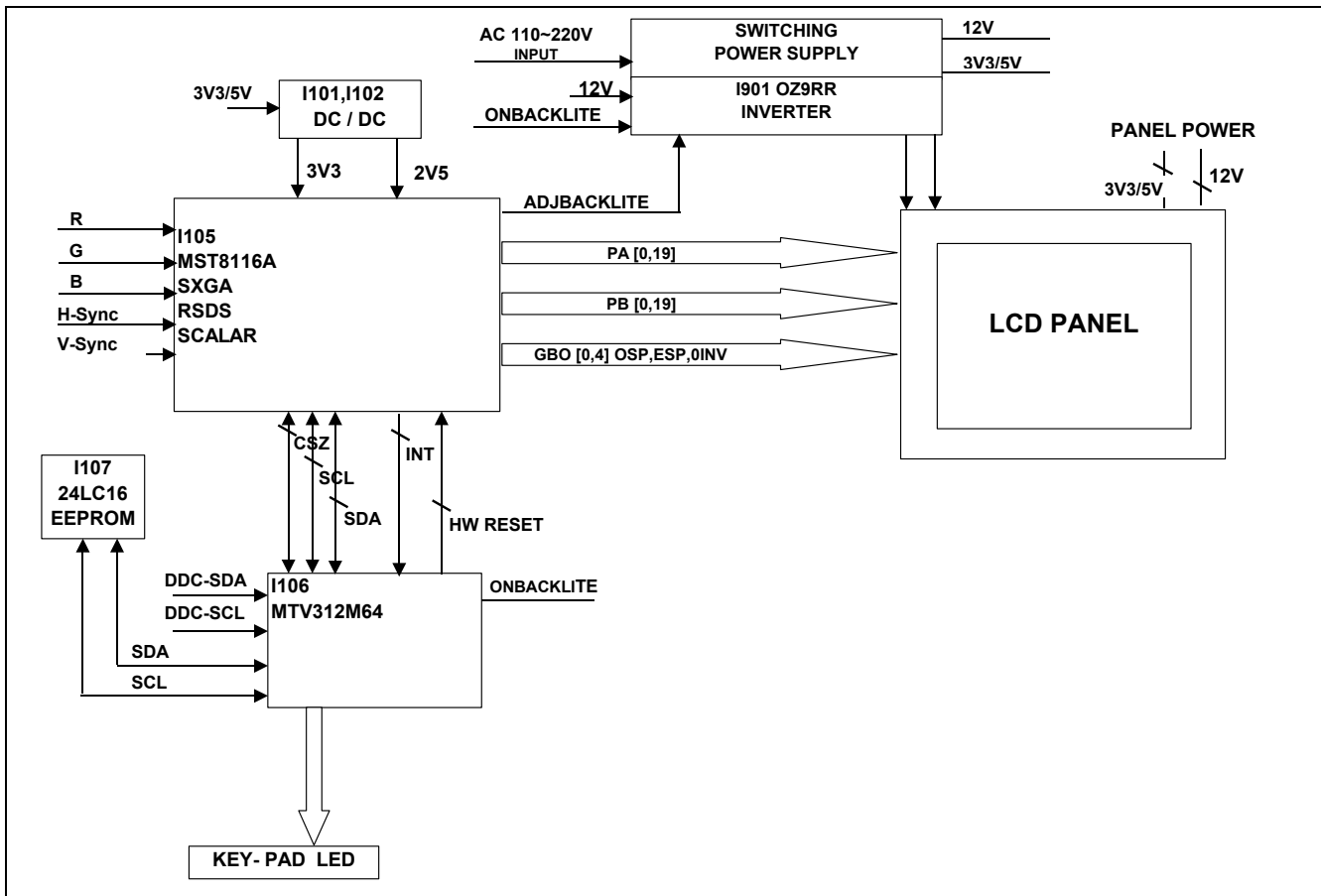
ViewSonic Model Number: VS10047

Rev: 1a

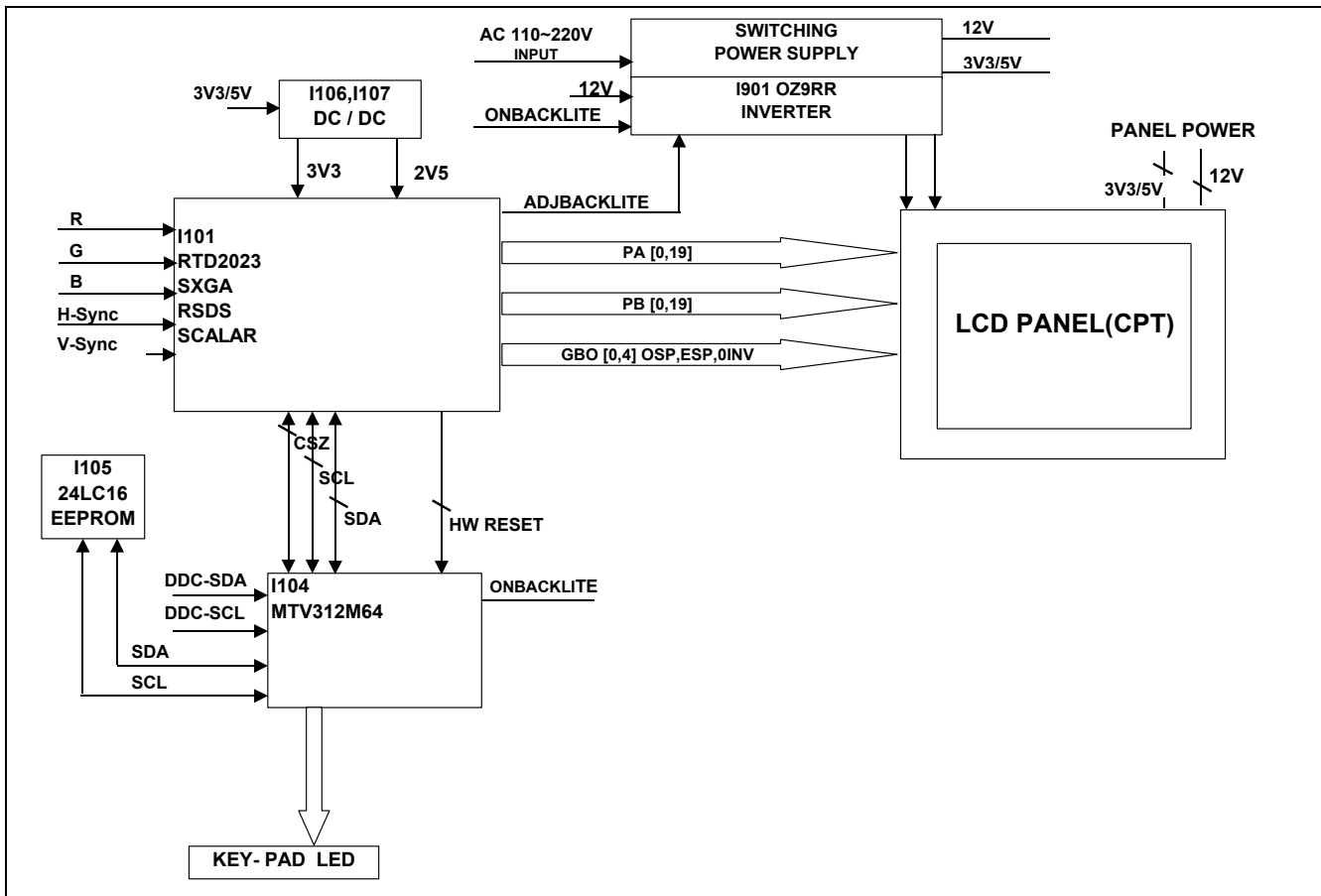
Serial No. Prefix: PUN

Item	ViewSonic P/N	Ref. P/N	Description	Q'ty
1-1	C-FP-0301-0980	2603307568	FRONT BEZEL VE710 ABS94HB PS7604B	1
1-2	C-FP-0301-0978	2603307569	FRONT BEZEL VE710B-2 ABS94HB PANTONE 432C	1
1-3	C-FP-0301-0976	2603307576	FRONT BEZEL VA721 ABS 94HB PS7604B	1
2-1	C-BC-0302-0587	2022262301	CABI BACK VE710 ABS94HB BLACK 4001	1
2-2	C-BC-0302-0588	2022262302	CABI BACK VE710B-2 ABS94HB PANTONE 432C	1
2-2	C-BC-0302-0587	2022262301	CABI BACK VE710 ABS94HB BLACK 4001	1
3-1	M-MS-0808-9215	2051352200	NAME PLATE VIEWSONIC E015-017 VE710s-4	1
3-2	M-MS-0808-9357	2051352201	NAME PLATE NAME PLATE VIEWSONIC E015-019 VE710b-4	1
3-3	M-MS-0808-9215	2051352200	NAME PLATE VIEWSONIC E015-017 VA721	1
4	M-SCW-0824-0848	2083740082	SCREW,BND T+ M4*8(BND T+)	2
5	M-BK-0805-0070	2071869400	BRACKET,FIX METAL PLATE 1.0MM KENSINGTON	1
6	M-SCW-0824-0812	2084730062	SCREW,BND T+ M3X6(BND T+)	2
7-1	PL-PS-0715-0990	2028258201	STAND VE710s-4 ABS94HB BLACK 4001	1
7-2	PL-PS-0715-0991	2028258202	STAND VE710B-2 ABS94HB PANTONE 432C	1
7-3	PL-PS-0715-0990	2028258201	STAND VE710 ABS94HB BLACK 4001	1
8	M-BK-0805-0071	2071970400	METAL FITTG VE710 STAND SECC T=1.5	1
9	PL-PD-0714-0113	2039819301	FOOT PAD RUBBER O20*2TMM SQUARE GRAIN	5
10	M-SCW-0824-6716	2080002400	SCREW,SPE VE155/3x8 STAND	2
11	M-SCW-0824-0849	2080004700	SCREW,SPE M3*4 SPECIAL THIN HEAD TYPE I	3
12	M-BK-0805-0072	2071970200	METAL FITTG VE710 PANEL SECC 0.8	1
11-1	M-MS-0808-9354	2106656500	HINGE VE710 -5°~ +20°	1
11-2	M-MS-0808-9355	2106656501	HINGE VE710 -5°~+20° FOR TL	1
14	M-BK-0805-0073	2071970300	METAL FITTG VE710 COVER SPT T=0.3	2
15	M-SCW-0824-6715	2080002200	SCREW,SPE L355 M3x6 DH NICKEL-PLATED	4
16	M-SCW-0824-6717	2081430062	SCREW,(WASH) M3X6 P=0.5(TOOTH WASHER)	4
17	M-SCW-0824-0850	2082730058	SCREW,BND+ JP166K M3X5 Ni BND+	4
18	M-SCW-0824-6717	2081430062	SCREW,(WASH) M3X6 P=0.5(TOOTH WASHER)	1
19	M-SCW-0824-6719	2082630062	SCREW M3X6 P=0.5	3
20	M-SCW-0824-0851	2082340072	SCREW,CSK+ SCREW CSK+ M4*7	4
21	M-BK-0805-0074	2071970800	METAL FITTG VE710 COVER SPT T=0.3	1
22	M-BK-0805-0070	2071869400	SCREW,SPE M3.5*13 PMS/SW YLOK	4
23	M-CV-0830-0300	2027258601	DUST COVER VE710 ABS94HB AL	2
24	M-MS-0808-9359	2427408252	WIRE HARNESS 8P H/B 1061#26 L=250mm P=2.0	1
25	M-MS-0808-9360	2427409121	WIRE HARNESS 9P H/B 1061#24 L=120mm P=2.0	1
26	A-VIO-0118-0034	2427501174	I/O CABLE D15/C13 20276(3+6) 1.83M BLK	1
27	M-FC-0809-0798	2420308002	FFC CABLE 30P*0.5*L80mm CPT	1
	CB-00000801	2420316301	FFC CABLE FFC 30P*1.0mm*L165mm CMO	1
28	M-FC-0809-0788	2420308001	FFC CABLE 80L*25.5W*0.32T 0.3C*0.5P*50N CPT only	1
29	E-00006128	2212007201P	LCD PANEL CLAA170EA08Q Ver1.1 8ms CPT	1
30	E-00003456	2212008000	LCD PANEL M170E5-L09 Ver1.0 CMO	1

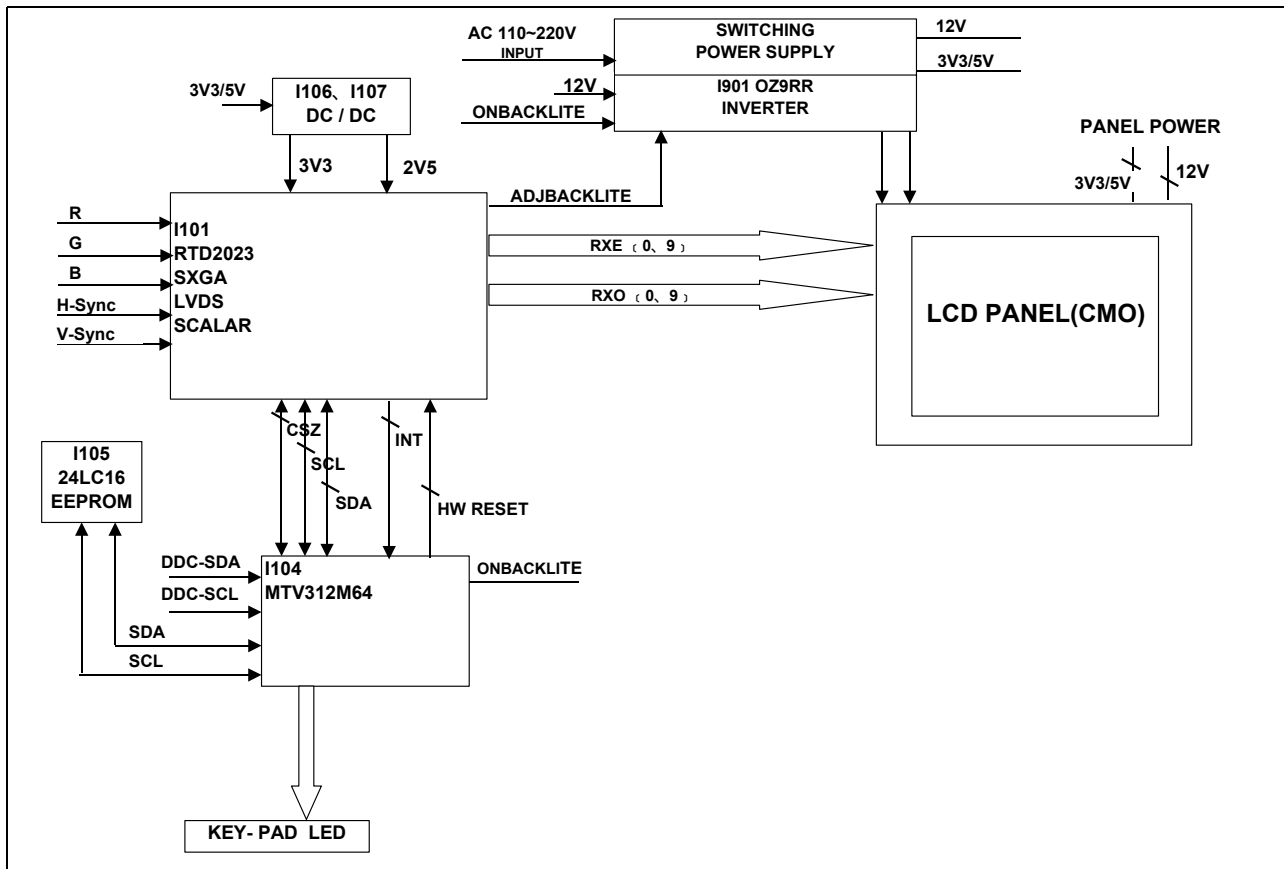
9. Block Diagram (VE710s-4/VE710b-4/VA721 M-star Scaler CPT Panel)



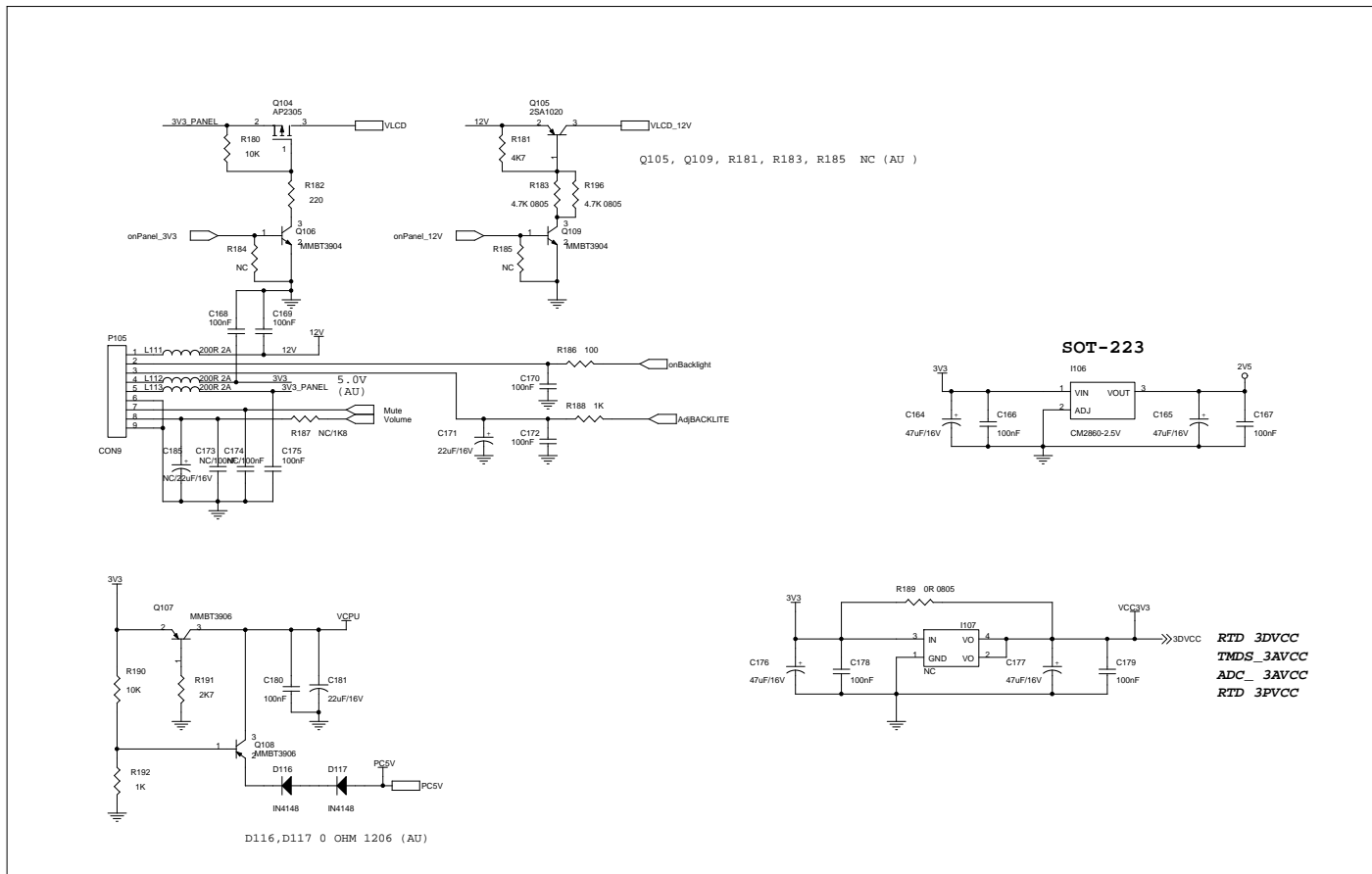
9. Block Diagram (VE710s-4/VE710b-4/VA721 Realtek Scaler CPT PANEL)



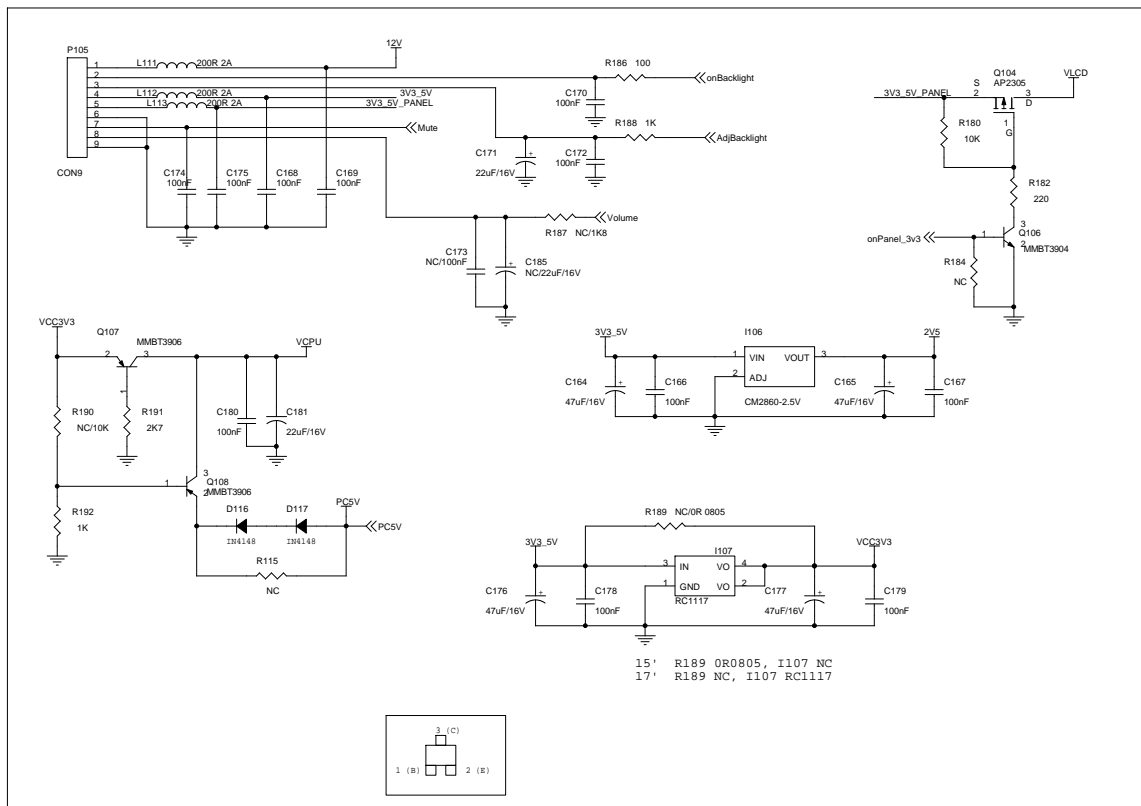
9. Block Diagram (VE710s-4/VE710b-4/VA721 Realtek Scaler CMO Panel)



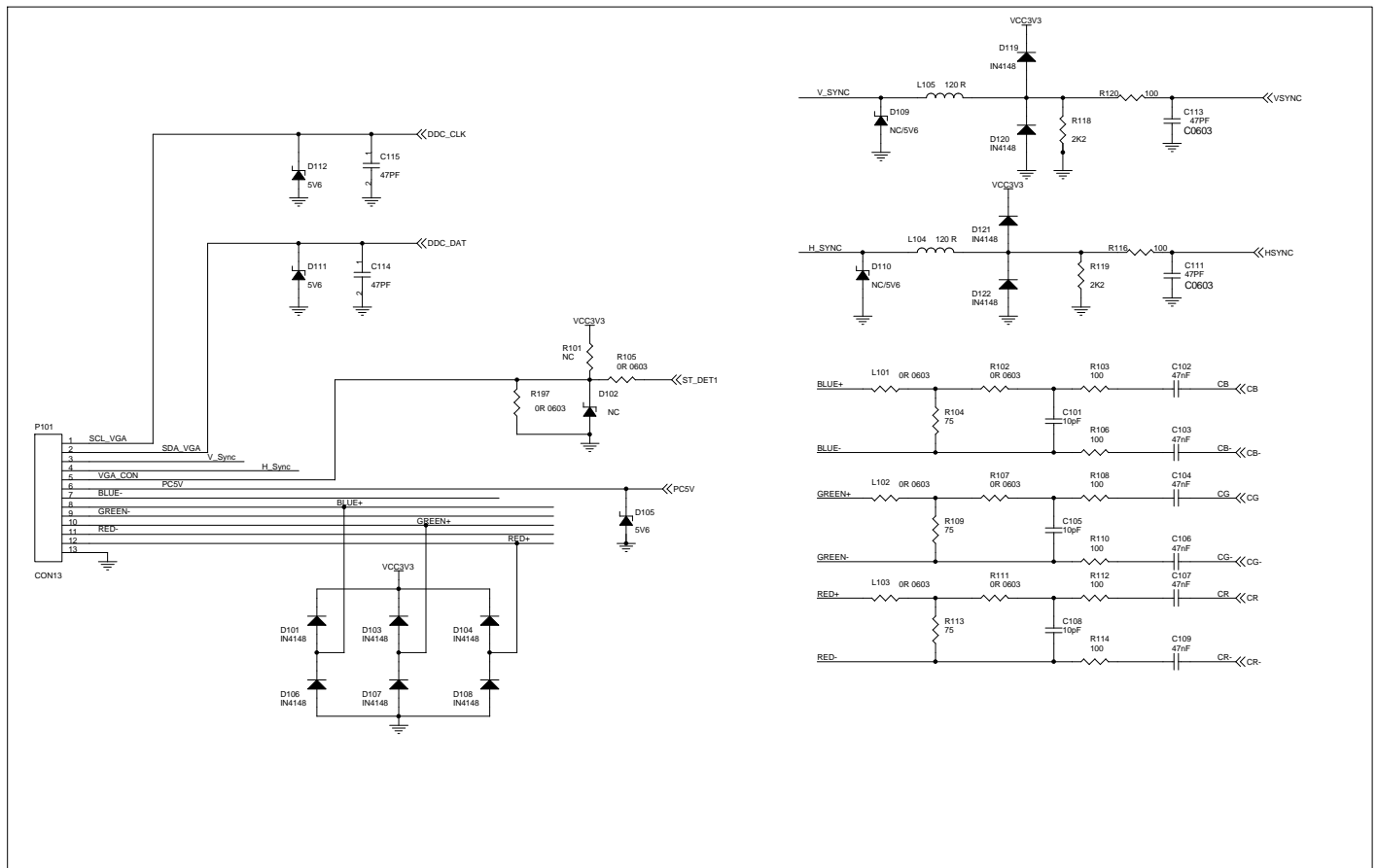
10. Schematic Diagrams (VE710s-4/VE710b-4/VA721) 10.1. Power (Realtek Scaler CPT Panel)



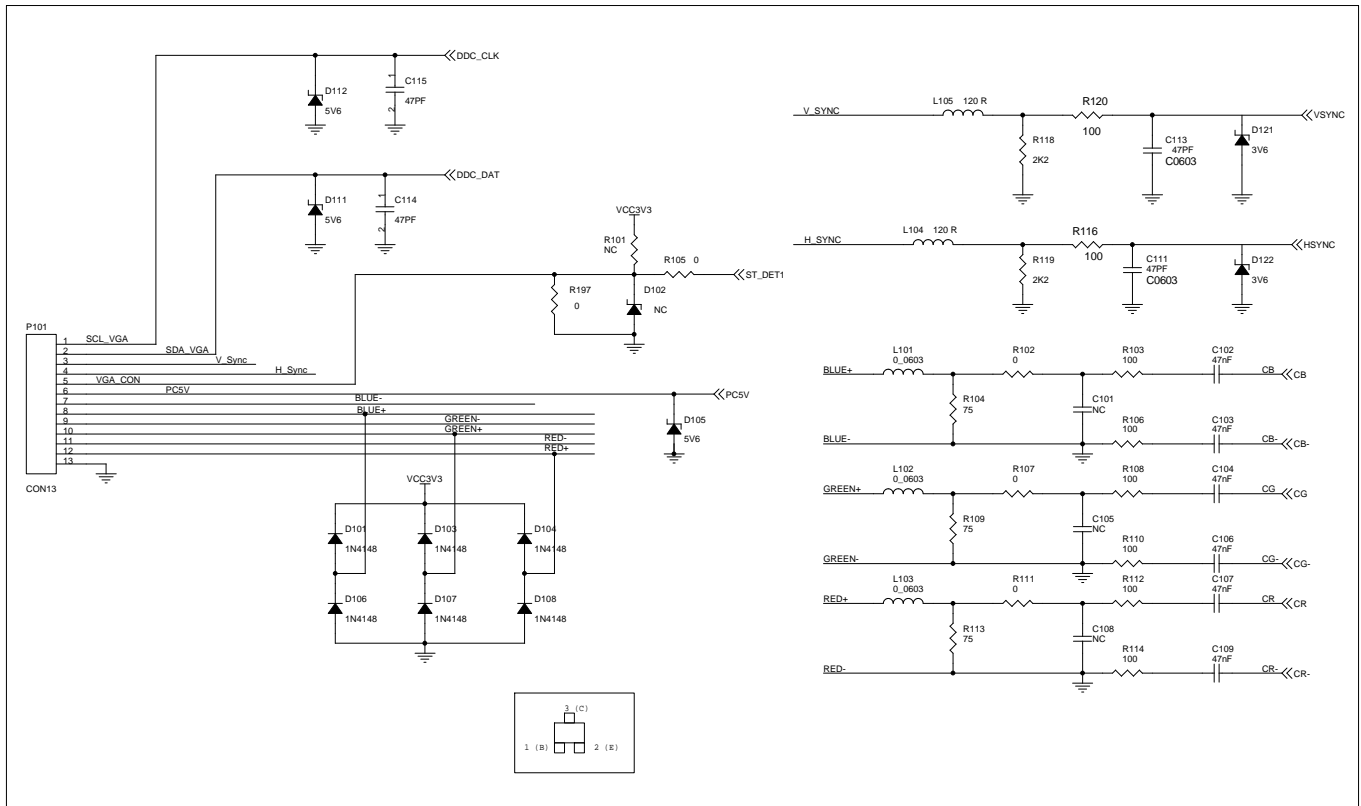
10.1. Power (Realtek Scaler CMO Panel)



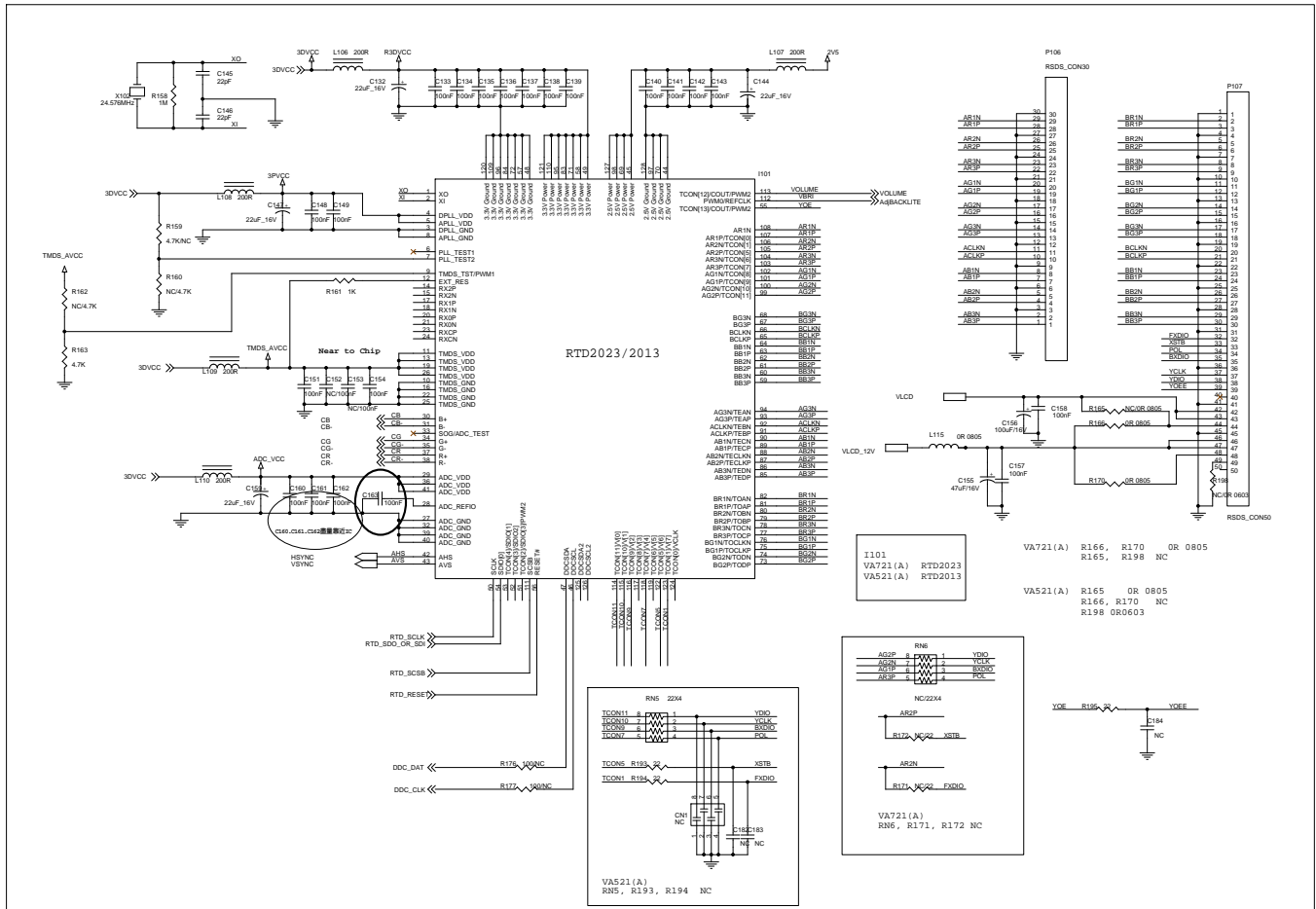
10.2. Input (Realtek Scaler CPT Panel)



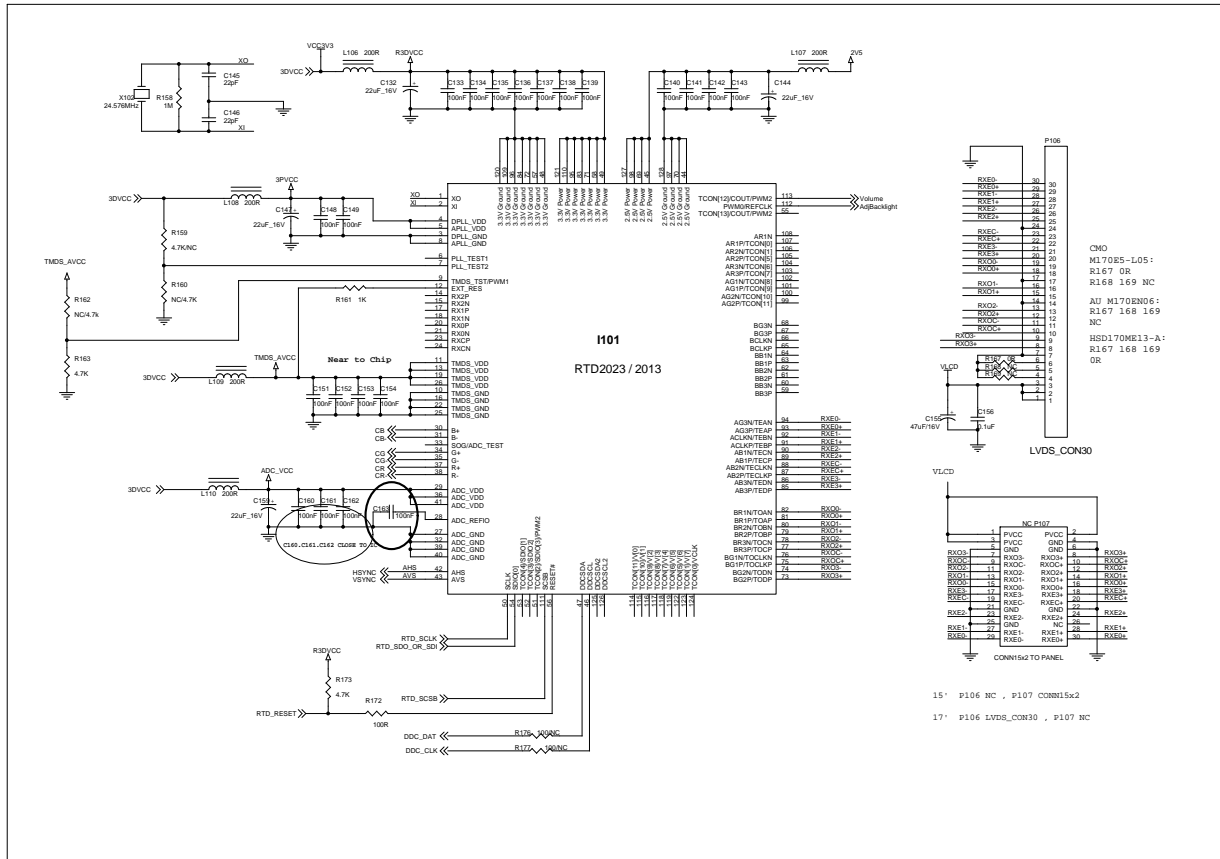
10.2. Input (Realtek Scaler CMO Panel)



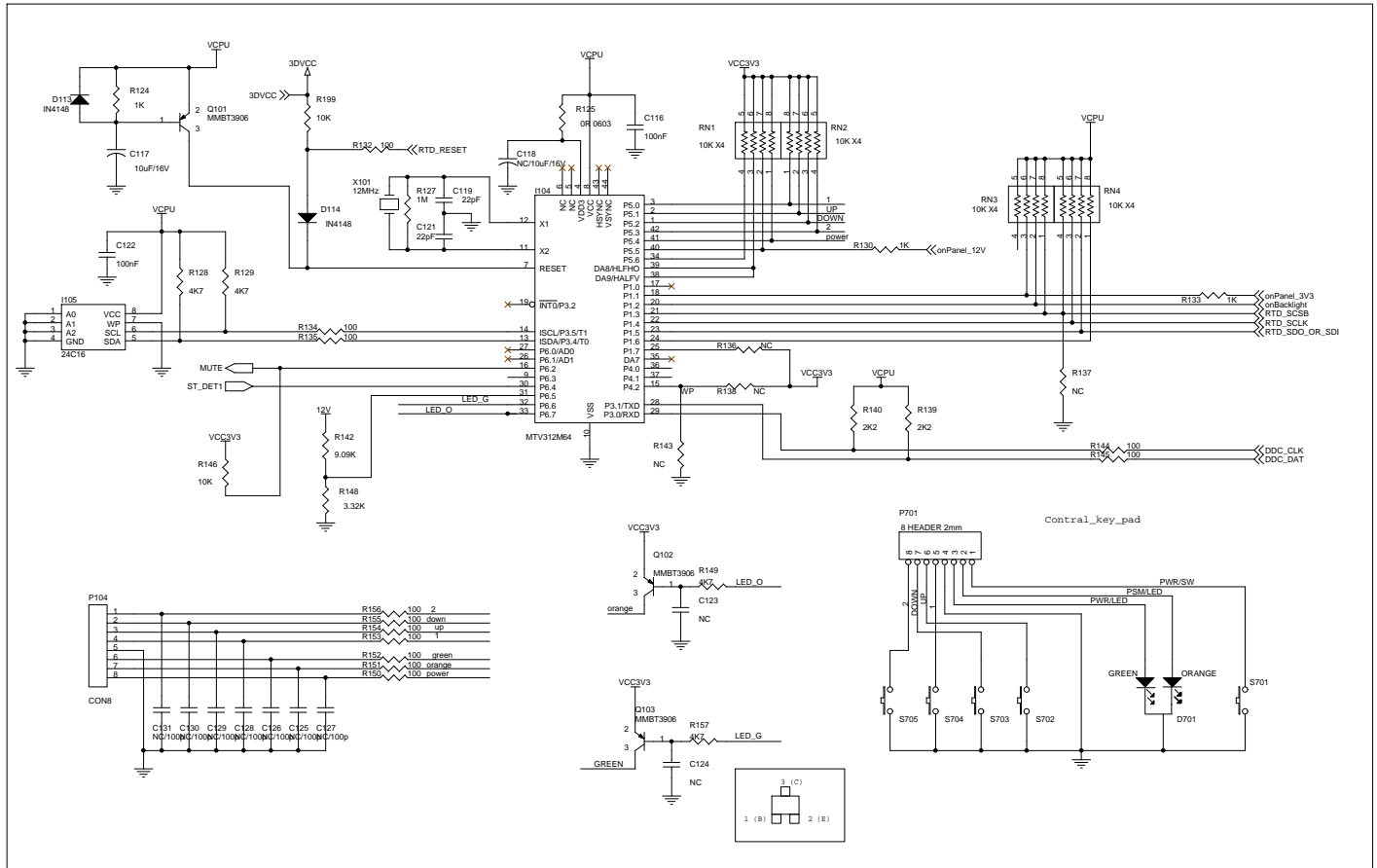
10.3. Scaler (Realtek Scaler CPT Panel)



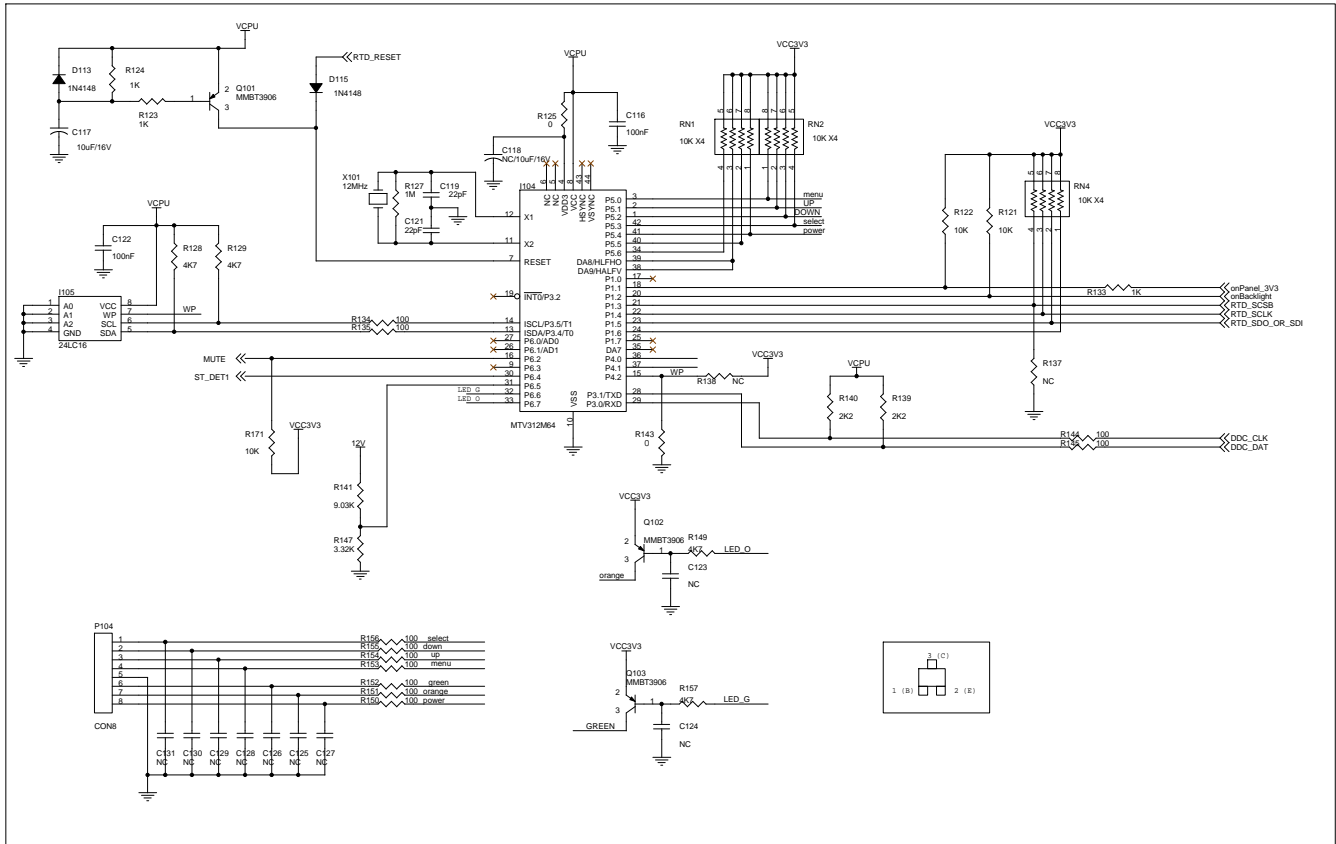
10.3. Scaler (Realtek Scaler CMO Panel)



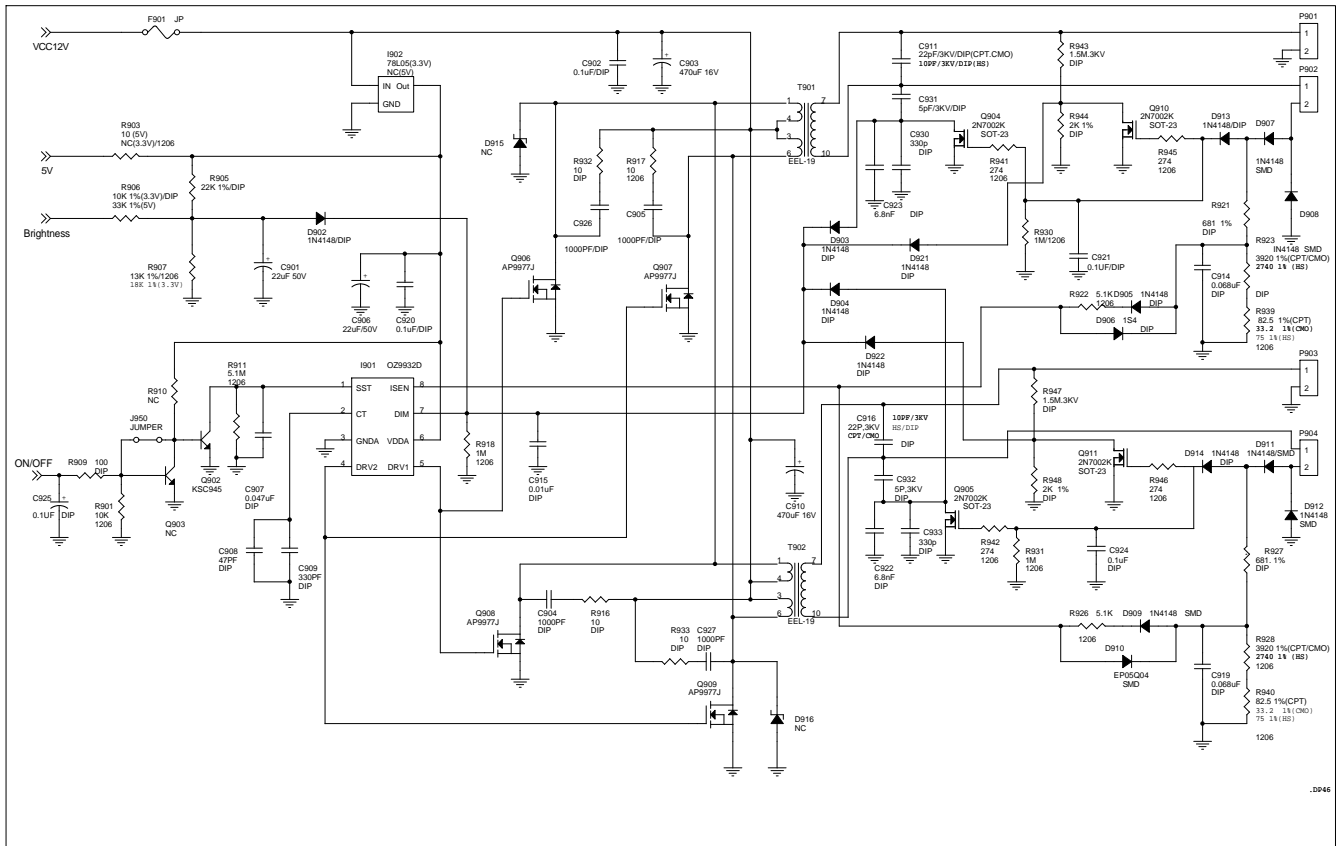
10.5. MCU (Realtek Scaler CPT Panel)



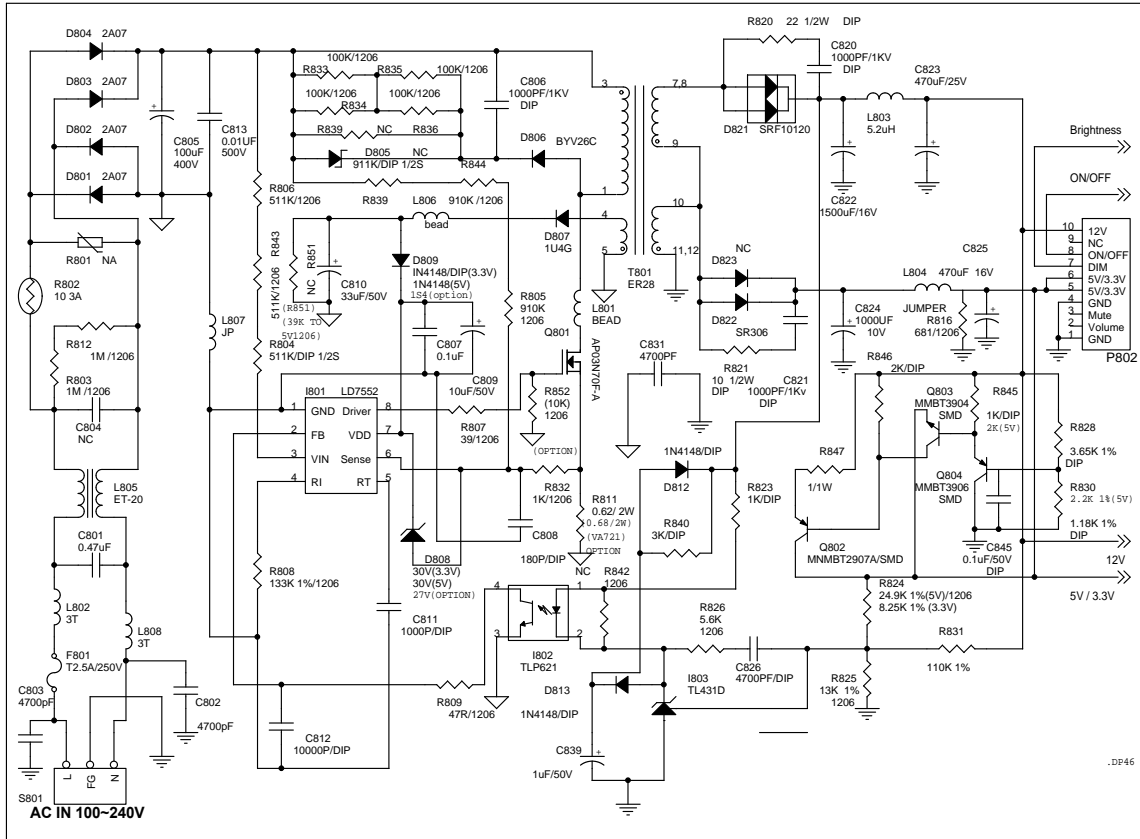
10.5. MCU (Realtek Scaler CMO Panel)



10.6. Inverter (CPT CLAA170EA08QV /CMO M170E5-L09 Panel)

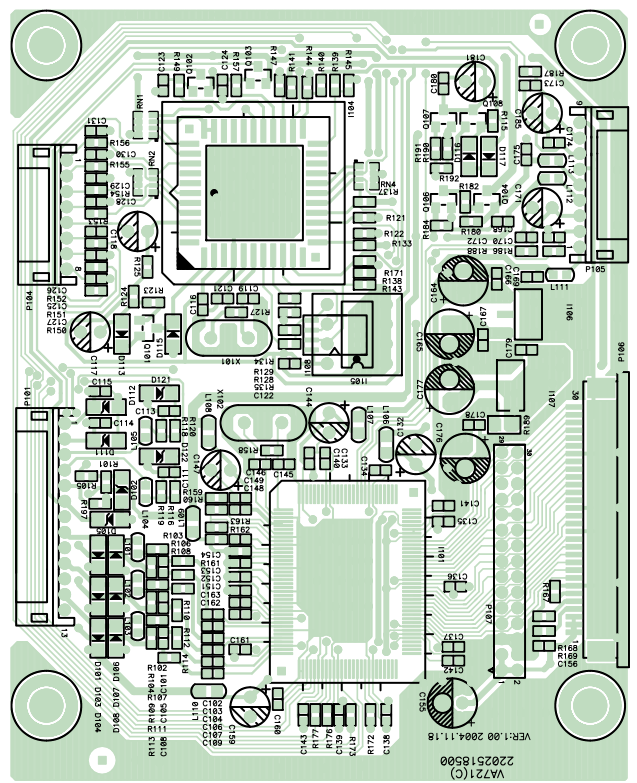
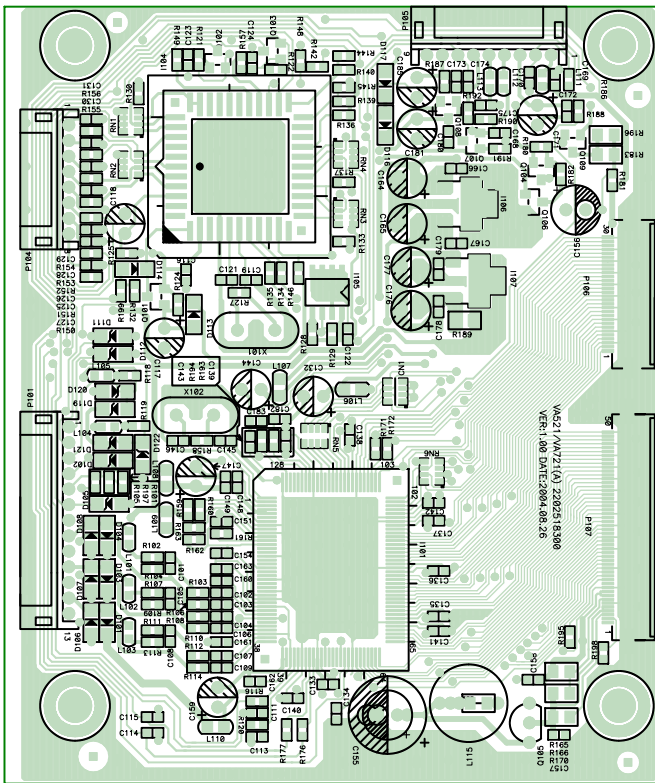


10.7. A-D Power (CPT CLAA170EA08QV / CMO M170E5-L09 Panel)




11.1. MAIN PCB TOP VIEW (Realtek Scaler CPT Panel)


11.1. MAIN PCB TOP VIEW (Realtek Scaler CMO Panel)



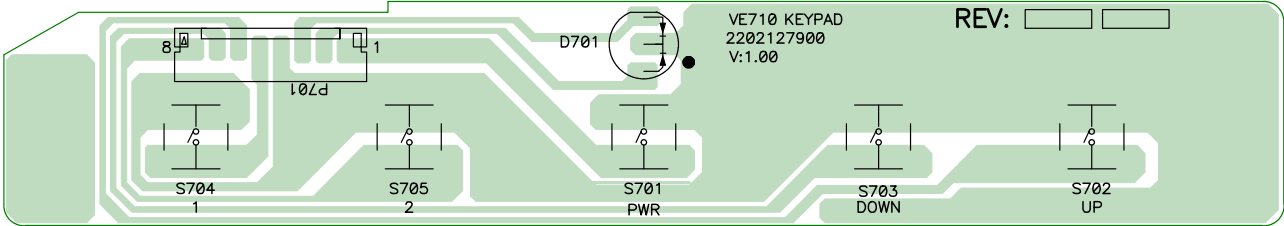
11.2. MAIN PCB BOTTOM VIEW (Realtek Scaler CPT Panel)



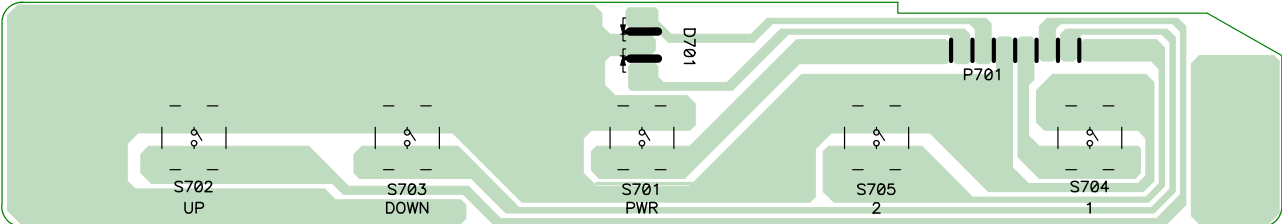
11.2. MAIN PCB BOTTOM VIEW (Realtek Scaler CMO Panel)



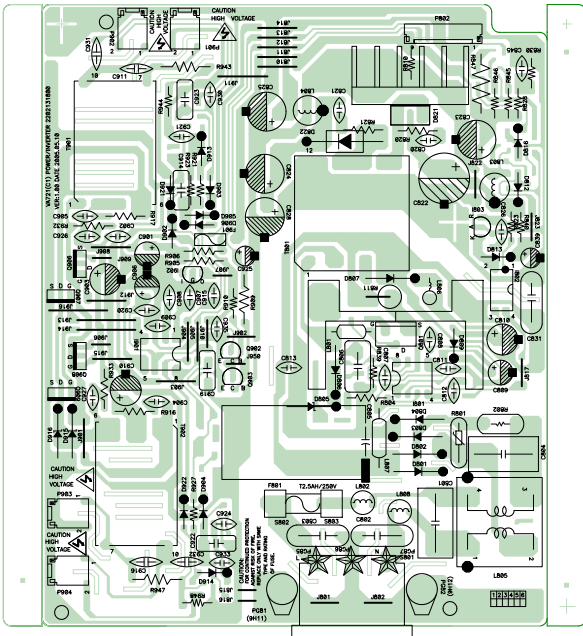
11.3. CON PCB TOP VIEW



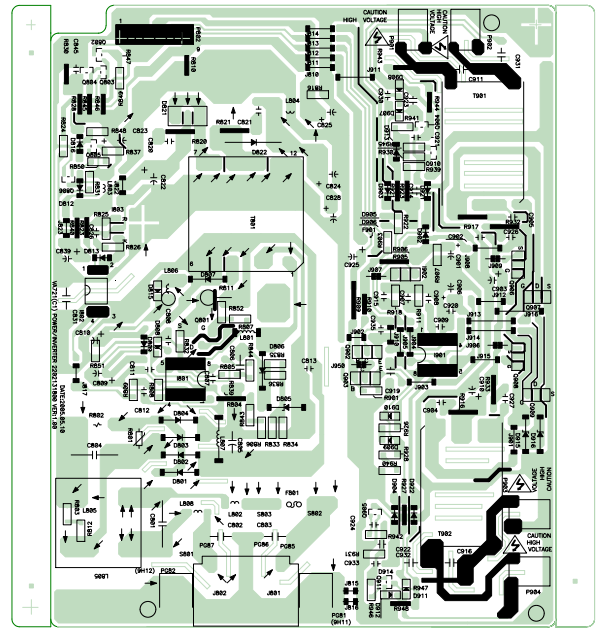
11.4. CON PCB BOTTOM VIEW



11.5. POWER PCB TOP VIEW (CPT CLAA170EA08QV / CMO M170E5-L09 Panel)



11.6. POWER PCB BOTTOM VIEW (CPT CLAA170EA08Q / CMO M170E5-L09 Panel)



* *Reader's Response* *

Dear Readers:

Thank you in advance for your feedback on our Service Manual, which allows continuous improvement of our products. We would appreciate your completion of the Assessment Matrix below, for return to ViewSonic Corporation.

Assessment

A. What do you think about the content of this Service Manual?

<i>Unit</i>	<i>Excellent</i>	<i>Good</i>	<i>Fair</i>	<i>Bad</i>
1. Precautions and Safety Notices				
2. Specification				
3. Front Panel Function Control Description				
4. Circuit Description				
5. Adjustment Procedure				
6. Troubleshooting Flow Chart				
7. Recommended Spare Parts List				
8. Exploded Diagram and Exploded Parts List				
9. Block Diagrams				
10. Schematic Diagrams				
11. PCB Layout Diagrams				

B. Are you satisfied with this Service Manual?

<i>Item</i>	<i>Excellent</i>	<i>Good</i>	<i>Fair</i>	<i>Bad</i>
1. Service Manual Content				
2. Service Manual Layout				
3. The form and listing				

C. Do you have any other opinions or suggestions regarding this service manual?

Reader's basic data:

Name:		Title:	
Company:			
Add:			
Tel:		Fax:	
E-mail:			

After completing this form, please return it to ViewSonic Quality Assurance in the USA at facsimile 1-909-839-7943. You may also e-mail any suggestions to the Director, Quality Systems & Processes (marc.maupin@viewsonic.com)