

Service Manual

Colour Television

TX-28CK1P

TX-25CK1P

TX-21CK1P

Z8 Chassis



SPECIFICATION

(Information in brackets { } refers to model TX-25CK1P)

(Information in brackets [] refers to model TX-21CK1P)

| | |
|------------------------------------|------------------------------|
| Power Source: | 220-240V a.c., 50Hz |
| Power Consumption: | 97W {97W} [88W] |
| Stand-by Power Consumption: | 0,9W {0,9W} [1W] |
| Aerial Impedance: | 75Ω unbalanced, Coaxial Type |

| | |
|--------------------------|---|
| Receiving System: | PAL B/G, PAL D/K ,PAL-60 SECAM B/G, SECAM D/K M.NTSC (AV) NTSC (AV only) |
|--------------------------|---|

| | |
|----------------------------|---|
| Receiving Channels: | VHF H1-H2 (ITALY) VHF R1-R2 VHF R3-R5 VHF R6-R12 UHF E21-E69 CATV (S01-S05) CATV S1-S10 (M1-M10) CATV S11-S20 (U1-U10) CATV S21-S41 (HYPERBAND) |
|----------------------------|---|

Intermediate Frequency:

| | |
|--------------------|--|
| Video/Audio | 38,9MHz 32,4MHz, 32,66MHz (A2 CZECH) 33,05MHz (NICAM) 33,4MHz, 33,16MHz (A2) 33,05MHz (NICAM B/G) 34,47MHz 34,5MHz, 34,65MHz |
| Colour | |

Terminals:

| | |
|----------------|---|
| AV1 IN | Video (21 pin) 1V p-p 75Ω Audio (21 pin) 500mV rms 10kΩ RGB (21 pin) 0,7V p-p 75Ω |
| AV1 OUT | Video (21 pin) 1V p-p 75Ω Audio (21 pin) 500mV rms 1kΩ |

| | |
|-----------------|--|
| AV FRONT | Video (21 pin) 1V p-p 75Ω Audio (21 pin) 500mV rms 10kΩ |
|-----------------|--|

| | |
|----------------------|---|
| High Voltage: | 28kV +0,7kV - 1kV {28kV +0,7kV -1kV} [27kV +0.7kV - 1kV] |
|----------------------|---|

| | |
|----------------------|---|
| Picture Tube: | A66ECF50X04 63cm {A59ECF50X04 59cm} [A51EER35X80 51cm] |
|----------------------|---|

| | |
|----------------------|-------------------------------------|
| Audio Output: | 2 x 10W (M.P.O.) 2 x 5W (R.M.S.) |
|----------------------|-------------------------------------|

| | |
|--------------------|---------------------------------------|
| Headphones: | 8Ω Impedance 8Ω Impedance 3,5mm |
|--------------------|---------------------------------------|

| | |
|-------------------------------|--|
| Accessories supplied : | Remote Control 2 x R6 (UM3) Batteries |
|-------------------------------|--|

| | | | |
|--------------------|-------|-----------|---------|
| Dimensions: | | | |
| Height: | 580mm | {538mm} | [476mm] |
| Width: | 646mm | {580mm} | [512mm] |
| Depth: | 471mm | {442.5mm} | [470mm] |

| | | | |
|--------------------|------|--------|----------|
| Net weight: | 33kg | {27kg} | [20.6kg] |
|--------------------|------|--------|----------|

Specifications are subject to change without notice.
Weights and dimensions shown are approximate.

NOTE: This Service Manual should be used in conjunction with the Z8 Technical guide.

CONTENTS

| | |
|--|----|
| SAFETY PRECAUTIONS..... | 2 |
| SERVICE HINTS..... | 3 |
| ADJUSTMENT PROCEDURE AND FACTORY SETTINGS..... | 4 |
| WAVEFORM PATTERN TABLE..... | 5 |
| ALIGNMENT SETTINGS..... | 6 |
| BLOCK DIAGRAMS..... | 7 |
| PARTS LOCATION..... | 10 |
| REPLACEMENT PARTS LIST..... | 11 |
| SCHEMATIC DIAGRAMS..... | 20 |
| CONDUCTOR VIEWS..... | 25 |

SAFETY PRECAUTIONS

GENERAL GUIDE LINES

1. It is advisable to insert an isolation transformer in the a.c. supply before servicing a hot chassis.
2. When servicing, observe the original lead dress in the high voltage circuits. If a short circuit is found, replace all parts that have been overheated or damaged by the short circuit.
3. After servicing, see that all the protective devices such as insulation barriers, insulation papers, shields and isolation R-C combinations are correctly installed.
4. When the receiver is not being used for a long period of time, unplug the power cord from the a.c. outlet.
5. Potentials as high as 28,7kV, {28,7kV}, [27,7kV] are present when this receiver is in operation. Operation of the receiver without the rear cover involves the danger of a shock hazard from the receiver power supply. Servicing should not be attempted by anyone who is not familiar with the precautions necessary when working on high voltage equipment. Always discharge the anode of the tube.
6. After servicing make the following leakage current checks to prevent the customer from being exposed to shock hazard.

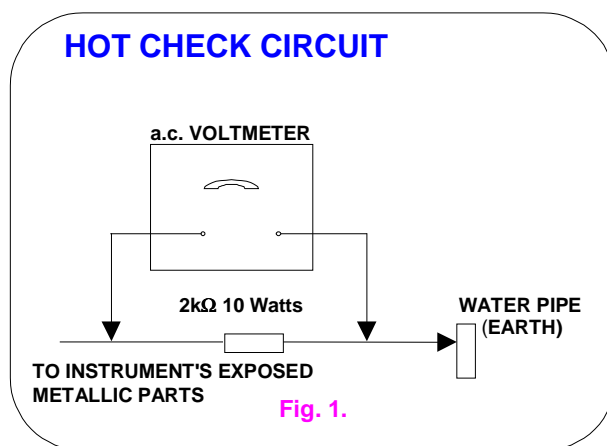
LEAKAGE CURRENT COLD CHECK

1. Unplug the a.c. cord and connect a jumper between the two prongs of the plug.
2. Turn on the receiver's power switch.
3. Measure the resistance value with an ohmmeter, between the jumpered a.c. plug and each exposed metallic cabinet part on the receiver, such as screw heads, aerials, connectors, control shafts etc. When the exposed metallic part has a return path to the chassis, the reading should be between 4M ohm and 20M ohm. When the exposed metal does not have a return path to the chassis, the reading must be infinite.

LEAKAGE CURRENT HOT CHECK

1. Plug the a.c. cord directly into the a.c. outlet. Do not use an isolation transformer for this check.
2. Connect a 2k Ω 10W resistor in series with an exposed metallic part on the receiver and an earth, such as a water pipe.
3. Use an a.c. voltmeter with high impedance to measure the potential across the resistor.
4. Check each exposed metallic part and check the voltage at each point.

5. Reverse the a.c. plug at the outlet and repeat each of the above measurements.



6. The potential at any point should not exceed 1,4Vrms. In case a measurement is outside the limits specified, there is a possibility of a shock hazard, and the receiver should be repaired and rechecked before it is returned to the customer.

X-RADIATION WARNING

1. The potential sources of X-Radiation in TV sets are the high voltage section and the picture tube.
2. When using a picture tube test jig for service, ensure that the jig is capable of handling 28,7kV, {28,7kV}, [27,7kV] without causing X-Radiation.

NOTE: It is important to use an accurate periodically calibrated high voltage meter.

1. Set the brightness to minimum.
2. Measure the high voltage. The meter should indicate.
TX-28,25CK1P 28kV +0,7kV -1kV.
TX-21CK1P 27kV +0,7kV -1kV.

If the meter indication is out of tolerance, immediate service and correction is required to prevent the possibility of premature component failure.


3. To prevent any X-Radiation possibility, it is essential to use the specified tube.

ADJUSTMENT PROCEDURE

| Item / Preparation | Adjustments | | | | | | | | | | | | | | | | | | | | | | | | | | | | | | | | | | | | |
|---|--|--------------------------|-------------------------|--|-------------------------|---------------------------|--|----------------|-----------------|--|----------------|-----------------|--|------------------------|--------------------------|--|---------------|----------------|--|---------------|----------------|--|------------------------|-----------------------|--|---------------------------|-------------|--|-------------------------|-------------|--|---------------|------------------------|--|---------------|--------------------------|--|
| <p>+B SET-UP</p> <ol style="list-style-type: none"> Receive a Greyscale signal. Set the controls :- <p>Brightness Minimum</p> <p>Contrast Minimum</p> <p>Volume Minimum</p> | <p>Confirm the following voltages.</p> <table style="width: 100%; border: none;"> <tr> <td style="width: 33%;">+B1 3,3 ± 0,3V</td> <td style="width: 33%;">+B13 -13 ± 1V</td> <td style="width: 33%;"></td> </tr> <tr> <td>+B2 195 ± 10V</td> <td>+B14 27,5 ± 1,5V</td> <td></td> </tr> <tr> <td>{195 ± 10V}</td> <td>{27,5 ± 1,5V}</td> <td></td> </tr> <tr> <td>[190 ± 10V]</td> <td>[27,5 ± 1,5V]</td> <td></td> </tr> <tr> <td>+B3 13,5 ± 1V</td> <td>+B15 28 ± 1,5V</td> <td></td> </tr> <tr> <td>{13,5 ± 1V}</td> <td>{28 ± 1,5V}</td> <td></td> </tr> <tr> <td>[12,5 ± 1V]</td> <td>[28 ± 1,5V]</td> <td></td> </tr> <tr> <td>+B4 10 ± 1V</td> <td>+B16 11,5 ± 1V</td> <td></td> </tr> <tr> <td>+B8 5 ± 0,3V</td> <td>{11,5 ± 1V}</td> <td></td> </tr> <tr> <td>+B11 147 ± 10V</td> <td>[11,5 ± 1V]</td> <td></td> </tr> <tr> <td>{147 ± 10V}</td> <td>+B17 8 ± 1V</td> <td></td> </tr> <tr> <td>[127 ± 10V]</td> <td>+B18 5 ± 0,3V</td> <td></td> </tr> </table> | +B1 3,3 ± 0,3V | +B13 -13 ± 1V | | +B2 195 ± 10V | +B14 27,5 ± 1,5V | | {195 ± 10V} | {27,5 ± 1,5V} | | [190 ± 10V] | [27,5 ± 1,5V] | | +B3 13,5 ± 1V | +B15 28 ± 1,5V | | {13,5 ± 1V} | {28 ± 1,5V} | | [12,5 ± 1V] | [28 ± 1,5V] | | +B4 10 ± 1V | +B16 11,5 ± 1V | | +B8 5 ± 0,3V | {11,5 ± 1V} | | +B11 147 ± 10V | [11,5 ± 1V] | | {147 ± 10V} | +B17 8 ± 1V | | [127 ± 10V] | +B18 5 ± 0,3V | |
| +B1 3,3 ± 0,3V | +B13 -13 ± 1V | | | | | | | | | | | | | | | | | | | | | | | | | | | | | | | | | | | | |
| +B2 195 ± 10V | +B14 27,5 ± 1,5V | | | | | | | | | | | | | | | | | | | | | | | | | | | | | | | | | | | | |
| {195 ± 10V} | {27,5 ± 1,5V} | | | | | | | | | | | | | | | | | | | | | | | | | | | | | | | | | | | | |
| [190 ± 10V] | [27,5 ± 1,5V] | | | | | | | | | | | | | | | | | | | | | | | | | | | | | | | | | | | | |
| +B3 13,5 ± 1V | +B15 28 ± 1,5V | | | | | | | | | | | | | | | | | | | | | | | | | | | | | | | | | | | | |
| {13,5 ± 1V} | {28 ± 1,5V} | | | | | | | | | | | | | | | | | | | | | | | | | | | | | | | | | | | | |
| [12,5 ± 1V] | [28 ± 1,5V] | | | | | | | | | | | | | | | | | | | | | | | | | | | | | | | | | | | | |
| +B4 10 ± 1V | +B16 11,5 ± 1V | | | | | | | | | | | | | | | | | | | | | | | | | | | | | | | | | | | | |
| +B8 5 ± 0,3V | {11,5 ± 1V} | | | | | | | | | | | | | | | | | | | | | | | | | | | | | | | | | | | | |
| +B11 147 ± 10V | [11,5 ± 1V] | | | | | | | | | | | | | | | | | | | | | | | | | | | | | | | | | | | | |
| {147 ± 10V} | +B17 8 ± 1V | | | | | | | | | | | | | | | | | | | | | | | | | | | | | | | | | | | | |
| [127 ± 10V] | +B18 5 ± 0,3V | | | | | | | | | | | | | | | | | | | | | | | | | | | | | | | | | | | | |
| <p>CUT OFF / Ug2 Adjustment</p> <ol style="list-style-type: none"> Receive a Greyscale signal. Degauss the tube externally. Set the TV into Service Mode 1. Select Ug2 Test. | <p>Set Contrast on maximum, set Brightness on center, switch on AV mode.</p> <p>Enter Service mode. Set Sub-Brightness to 31. Select Ug2 Test. Press "+" and adjust screen Vr till sharp vertical line is visible and LED switches off. Then reduce screen Vr till LED is just switched on (pin6 of connector E6 must be connected to GND).</p> | | | | | | | | | | | | | | | | | | | | | | | | | | | | | | | | | | | | |

Note: To set up "white balance" first set up "Cut off" register to 8. Then set up "high-light" with the help of "drive" registers. Finish setting-up of "Low-light" with the help of "Cut-off" register. Carry out setting-up of "white balance" in available TV systems (PAL, SECAM).

FACTORY SETTINGS

To return customer settings to factory settings and clear owner ID of all information input by the customer, enter Self-Check mode. Press the down (-/V) button on the customer controls at the front of the TV set, at the same time pressing the **STATUS** button  on the remote control. To exit Self Check, switch off the TV set at the power button.

NOTE: Self Check should only be used when refurbishing the TV set and not during normal repair work.

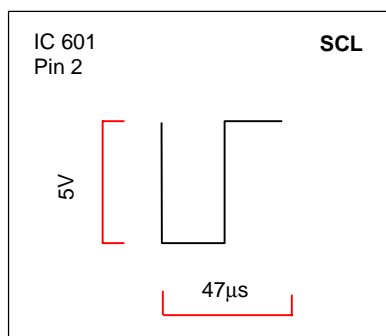
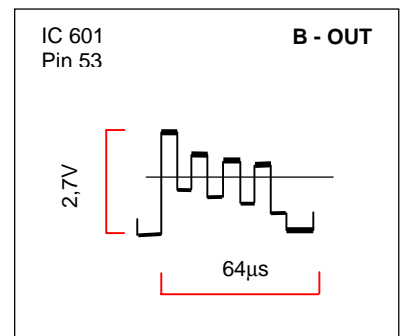
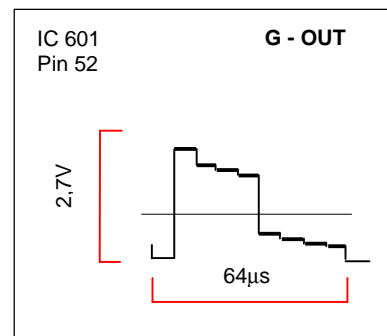
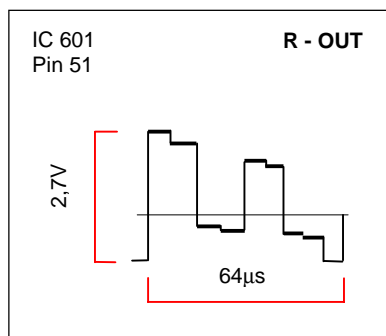
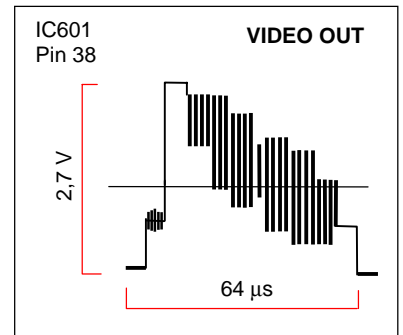
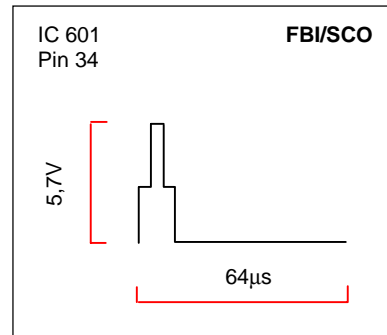
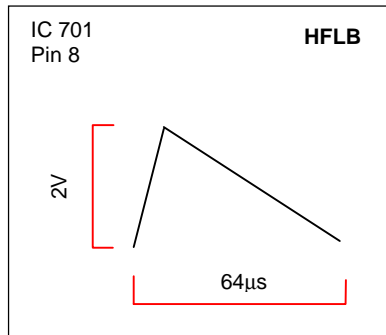
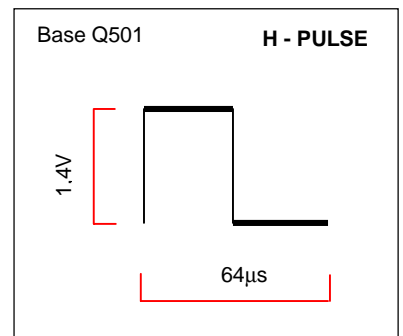
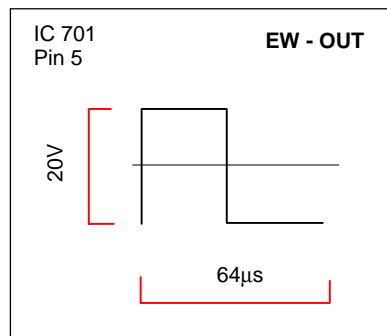
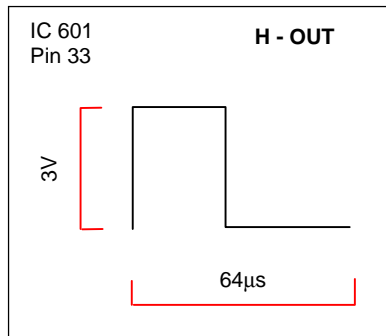
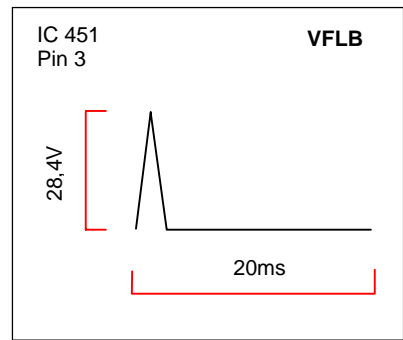
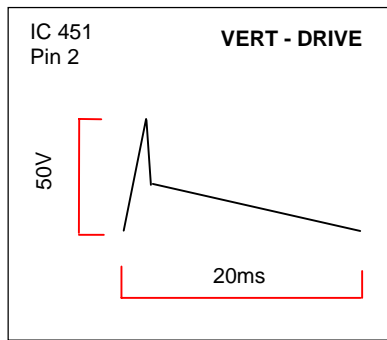
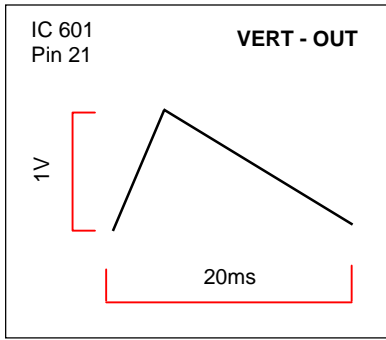
| | | | | | |
|----------|----|-----------|-----|-----------|-----|
| OPTION 1 | 6C | {OPTION 1 | 6C} | [OPTION 1 | 4C] |
| OPTION 2 | 00 | {OPTION 2 | 00} | [OPTION 2 | 00] |

Service Aids

To aid in the service of our current chassis there are a number of Service Aids which have been made available.

- **LUCI** interface kit (Linked Utility Computer Interface)
Part number: TZS6EZ002
This contains interface and cables for connecting TV service connector and a PC as well as diagnostic software. As new models are introduced upgrade software will become available.
- **VICI** (Visual Interactive Computer Information)
These C.D.'s contain multimedia documentation providing quick access to service information.
Part No. TZS7EZ006, TZS7EZ005 & TZS8EZ001
 1. Service Manuals
 2. Instruction Books
 3. Technical Information
- **TASMIN** (Technically Advanced System for Multimedia Interactive Notes)
As well as providing a first step towards more interactive training this product also achieves quick access to Technical Information.

WAVEFORM PATTERN TABLE



ALIGNMENT SETTINGS

Enter in service mode:

By inputting remote code "FA" followed by key "0" (19 hex) or press "MUTE" on remote control and "V" on TV set, when the sharpness is set on minimum and programme position is on 99.

Use \wedge / \vee remote buttons to cycle through the service items.

Use $+$ / $-$ remote keys to decrement / increment the values within range.

STR lokal key stores the current data.

To exit service mode press "N" button.

| Alignment Function | Setting indication Note: All setting values are approximate | Settings / Special features |
|-----------------------------|--|-----------------------------|
| 1. Cut off (Ug2) | LED On/Off (pin6 of connector E6 to the GND) | LED to be just On |
| 2. Vertical slope | V-SLO 32 | Optimum setting |
| 3. Vertical shift | V-POS 43 | Optimum setting. |
| 4. Vert. Amplitude | V-AMP 60 | Optimum setting. |
| 5. Horizontal shift | H-CTR 31 | Optimum setting. |
| 6. Horizontal parallelogram | H-PAR 034 {034} [-] | Optimum setting. |
| 7. Horizontal bow | H-BOW 031 {031} [-] | Optimum setting. |
| 8. R - Cut | R - CUT 8 | Optimum setting. |
| 9. B - Cut | B - CUT 8 | Optimum setting. |
| 10. R - Drive | R - DRV 31 | Optimum setting. |
| 11. G - Drive | G - DRV 31 | Optimum setting. |
| 12. B - Drive | B - DRV 31 | Optimum setting. |
| 13. AGC | AGC 20 | Optimum setting. |
| 14. Sub Colour | S - COL 15 | Optimum setting. |
| 15. Sub Brightness | S - BRI 31 | Optimum setting. |

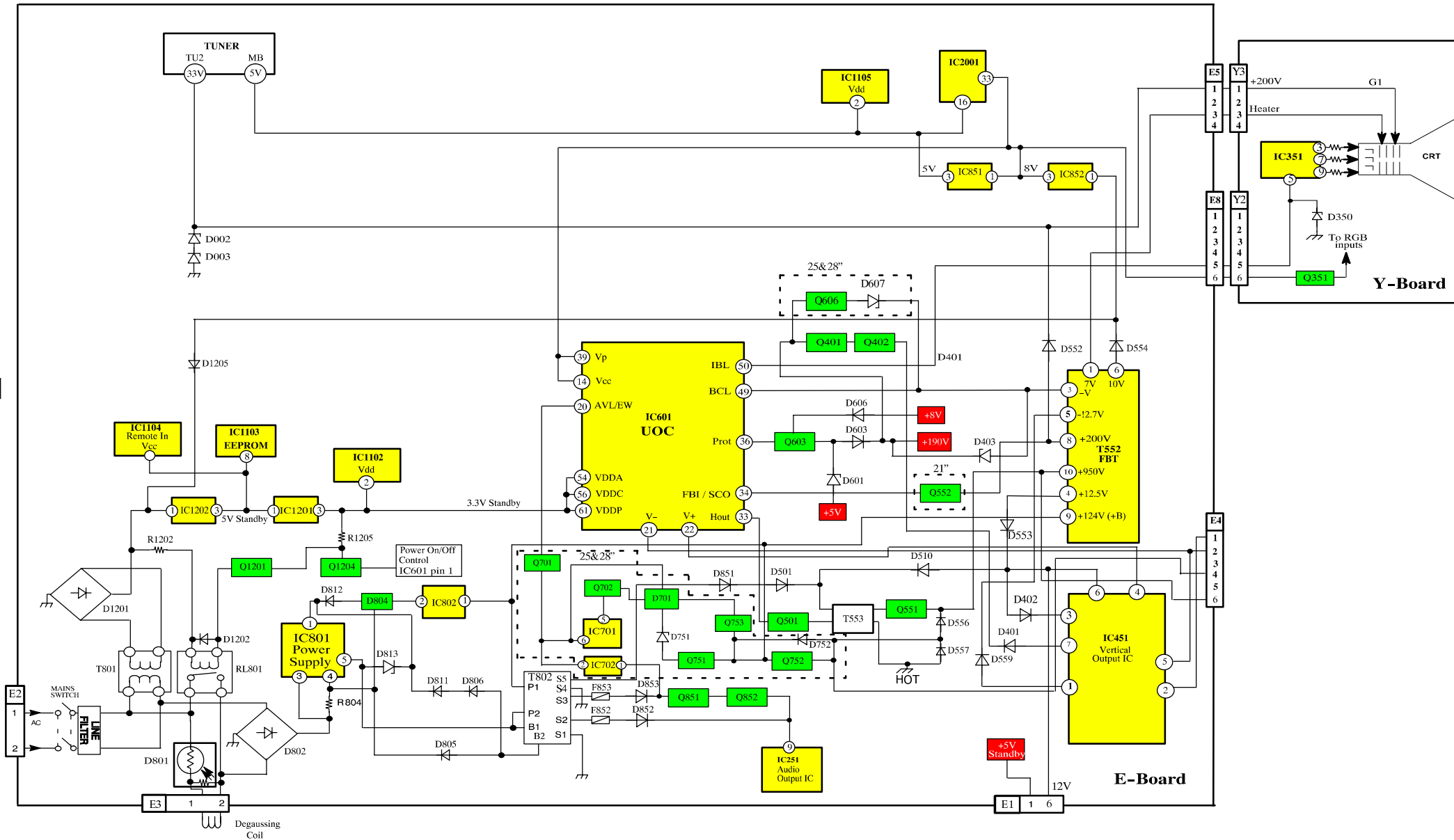
For models TX-25CK1P and TX-28CK1P only:

| Alignment Function | Setting indication Note: All setting values are approximate | Settings / Special features |
|----------------------|--|-----------------------------|
| 18. Horizontal Width | EW – WD 34 | Optimum setting. |
| 19. EW parabola | EW – PR 32 | Optimum setting. |
| 20. EW Upper corners | EW – UC32 | Optimum setting. |
| 21. EW Lower corners | EW – LC 33 | Optimum setting. |
| 22. EW Trapezoid | EW – TP 36 | Optimum setting. |

Input remote code "FA" followed by key 5 (14 hex) or press "V" on remote control:

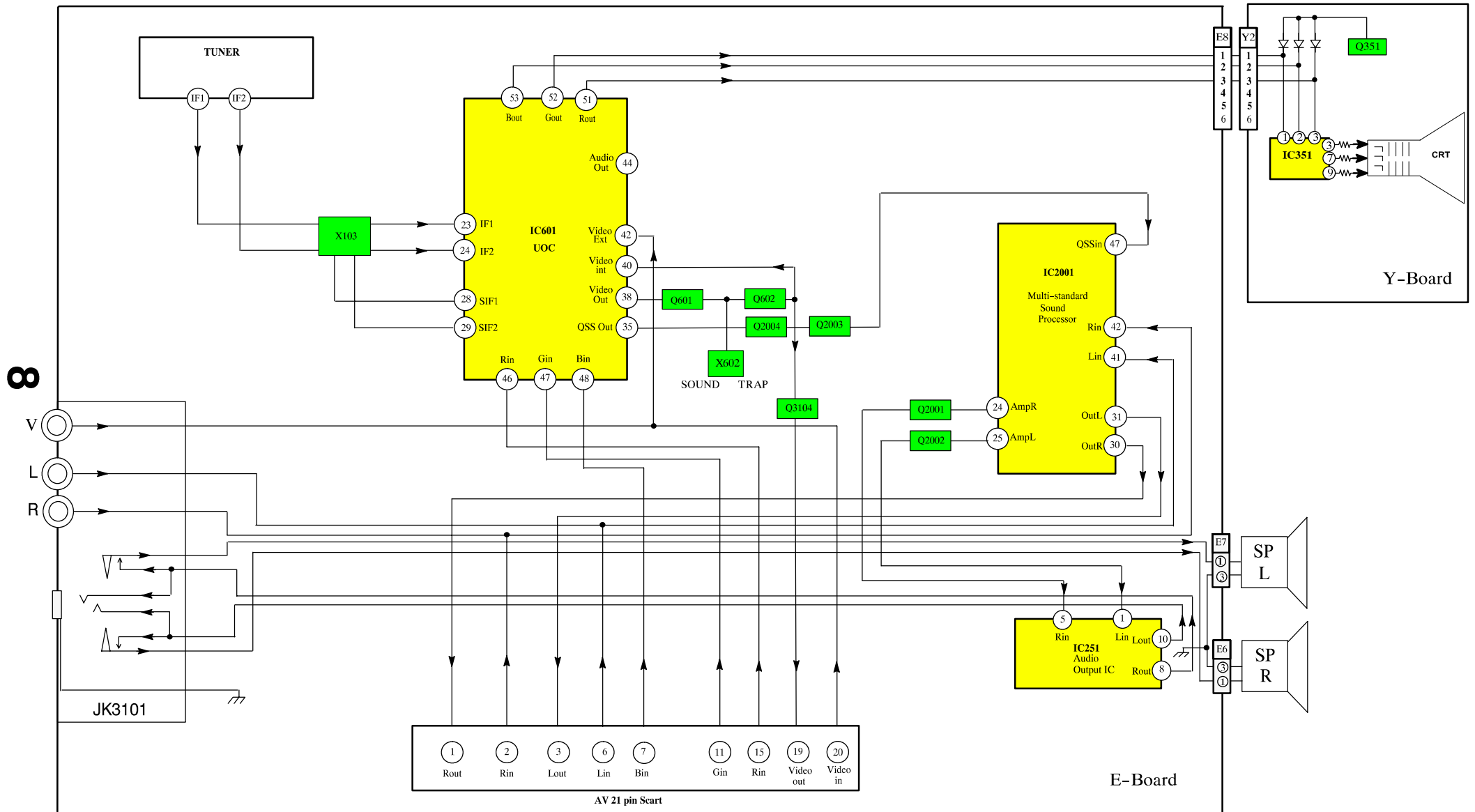
| Option Byte - 1 | | Option Byte Table | | Option Byte - 2 | | Option Byte Table | |
|-----------------|-------|--------------------|--------------------|-----------------|-------|-------------------|--|
| Bit No. | Value | Functions | | Bit No. | Value | Functions | |
| 0 | 0 | French model | 0 NO 1 YES | 0 | 0 | | |
| 1 | 0 | Irish model | 0 NO 1 YES | 1 | 0 | | |
| 2 | 1 | NICAM enabled | 0 NO 1 YES | 2 | 0 | | |
| 3 | 1 | A2 stereo enabled | 0 NO 1 YES | 3 | 0 | | |
| 4 | 0 | Tuner manufacturer | 0 MACO 1 ALPS | 4 | 0 | | |
| 5 | 1 [0] | CRT | 0 21" 1 25",28" | 5 | 0 | | |
| 6 | 1 | Q - link enabled | 0 NO 1 YES | 6 | 0 | | |

POWER SUPPLY & DEFLECTION BLOCK DIAGRAM

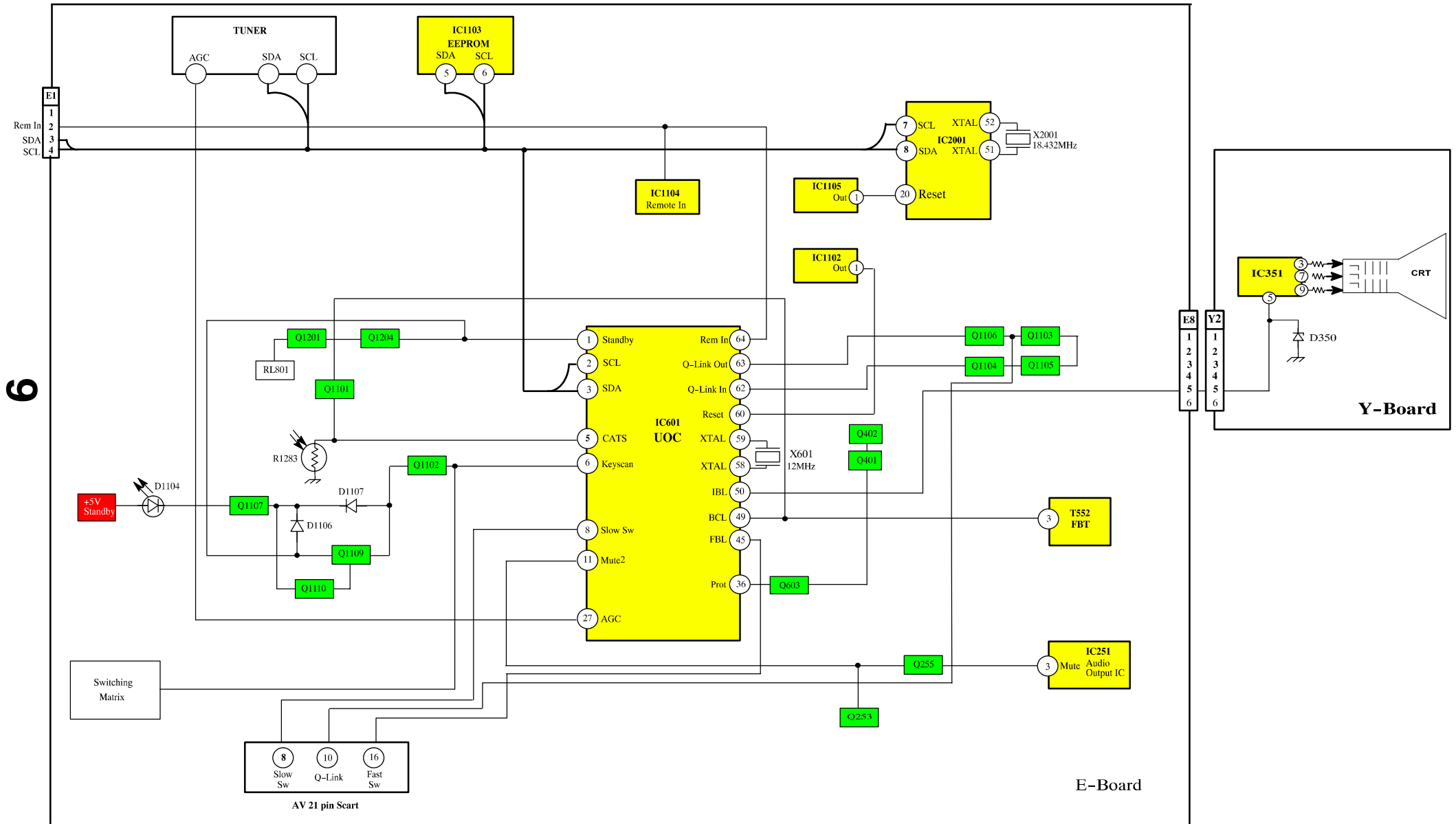


7

VIDEO & STEREO AUDIO BLOCK DIAGRAM



CONTROL BLOCK DIAGRAM




6












E-Board

Y-Board

REPLACEMENT PARTS LIST

Important Safety Notice

Components Identified by  mark have special characteristics important for safety.
 * When replacing any of these components, use only manufacturers specified parts.
 In case of ordering these spare parts, please always add the complete Model-Type number to your order.

| Cct Ref | Parts Number | Description |
|---------------------------------|--------------|--|
| COMMON PARTS | | |
| MECHANICAL PARTS | | |
| 1 | EASG12D552A2 | SPEAKER |
| 2 | ENV57D37G3 | TUNER  |
| 3 | EUR511310 | REMOTE CONTROL |
| 4 | EUR51EC924A | BATTERY COVER |
| 5 | TBM8E1928 | PANA BADGE |
| 6 | TBX8E071 | POWER BUTON  |
| 7 | TBX8E072 | 5-KEY BUTON |
| 8 | TKK8E037 | AV COVER |
| 9 | TMZ8E001 | CHASSIS RAIL RIGHT |
| 10 | TMZ8E002 | CHASSIS RAIL LEFT |
| 11 | TSX8E0023 | POWER CORD  |
| MISCELLANEOUS COMPONENTS | | |
| | TKP8E1291 | LIGHT TUBE |
| | TKP8E1292 | LED VISOR |
| | UM-3DJ-2P | BATTERY PACK |
| POE3 | TMW8E015-2 | LED HOLDER |
| R1283 | P1201 | SENSOR |
| RL801 | DJ5D1-0M | RELAY  |
| INSTRUCTION BOOKS | | |
| | TQB8E2763MN1 | BULGARIAN / ROMANIAN  |
| | TQB8E2763PQ1 | POLISH / HUNGARIAN  |
| | TQB8E2763RU | CZECH / ENGLISH  |
| I.C.s | | |
| IC251 | TDA7263 | AUDIO OUTPUT |
| IC801 | STRF6523LF51 | POWER SUPPLY |
| IC851 | L78M05MRB | 5V REGULATOR |
| IC852 | BA08T-M3 | 8V REGULATOR |
| IC1102 | MN13812-HTA | RESET IC |
| IC1104 | RPM-6937 | LED RECEIVER |
| IC1105 | MN1381-R(TA) | RESET |
| IC1201 | BA033T | 3,3V REGULATOR |
| IC1202 | BA05T-M1 | 5V REGULATOR |
| IC2001 | MSP3415DPOA2 | AUDIO PROCESSOR |
| FUSES | | |
| F801 | 19181-3.15 | FUSE  |
| F851 | TR5-T500 | FUSE  |
| F852 | TR5-T1000 | FUSE  |
| F853 | TR5-T500 | FUSE  |
| F8011 | EYF52BC | FUSE HOLDER |
| F8012 | EYF52BC | FUSE HOLDER |
| DIODES | | |
| D002 | MTZJT-7716A | DIODE |
| D003 | MTZJT-7716A | DIODE |

| Cct Ref | Parts Number | Description |
|--------------------|--------------|---------------|
| D260 | MA29TA5 | DIODE |
| D261 | MTZJT-7739C | DIODE |
| D262 | MTZJT-7739C | DIODE |
| D350 | MTZJT-777.5B | DIODE |
| D351 | 1SR124-4AT82 | DIODE |
| D352 | 1SR124-4AT82 | DIODE |
| D353 | 1SR124-4AT82 | DIODE |
| D370 | MA165TA5 | DIODE |
| D371 | MA165TA5 | DIODE |
| D372 | MA165TA5 | DIODE |
| D401 | MA165TA5 | DIODE |
| D402 | ERA15-02V3 | DIODE |
| D403 | MTZJ33B | DIODE |
| D501 | 1SR124-4AT82 | DIODE |
| D502 | MTZJT-778.2A | DIODE |
| D510 | 1SR124-4AT82 | DIODE |
| D555 | MA165TA5 | DIODE |
| D601 | MTZJT-775.1A | DIODE |
| D603 | MA165TA5 | DIODE |
| D606 | MA165TA5 | DIODE |
| D802 | RBV4-08 | DIODE |
| D803 | AU01V0 | DIODE |
| D804 | TLP621GR-LF2 | PHOTO COUPLER |
| D805 | 1SR124-4AT82 | DIODE |
| D806 | 1SR124-4AT82 | DIODE |
| D809 | R2KNLFA1 | DIODE |
| D810 | MA165TA5 | DIODE |
| D811 | 1SR124-4AT82 | DIODE |
| D812 | MA165TA5 | DIODE |
| D813 | MTZJT-7720D | DIODE |
| D851 | TVSRU3AMLFA5 | DIODE |
| D852 | TVSRU3AMLFA5 | DIODE |
| D853 | 1SR124-4AT82 | DIODE |
| D1101 | MTZJT-776.2A | DIODE |
| D1104 | SLR56UR3FLF | LED |
| D1106 | MA165TA5 | DIODE |
| D1107 | MA165TA5 | DIODE |
| D1201 | TVSS1WBS20 | DIODE |
| D1202 | MA165TA5 | DIODE |
| D1205 | MA165TA5 | DIODE |
| D3101 | MTZJT-775.1A | DIODE |
| TRANSISTORS | | |
| Q253 | BC857B | TRANSISTOR |
| Q255 | BC847B | TRANSISTOR |
| Q401 | BC847B | TRANSISTOR |
| Q402 | BC847B | TRANSISTOR |
| Q501 | 2SD2398-M2 | TRANSISTOR |
| Q601 | BC847B | TRANSISTOR |
| Q602 | BC847B | TRANSISTOR |
| Q603 | BC857B | TRANSISTOR |
| Q851 | BC557B/126 | TRANSISTOR |
| Q852 | 2SA684R | TRANSISTOR |

| Cct Ref | Parts Number | Description |
|---------------------|--------------|-----------------------|
| Q1101 | 2SD965-R | TRANSISTOR |
| Q1102 | BC847B | TRANSISTOR |
| Q1103 | BC847B | TRANSISTOR |
| Q1104 | BC847B | TRANSISTOR |
| Q1105 | BC847B | TRANSISTOR |
| Q1106 | BC847B | TRANSISTOR |
| Q1107 | BC847B | TRANSISTOR |
| Q1109 | BC847B | TRANSISTOR |
| Q1110 | BC847B | TRANSISTOR |
| Q1201 | BC847B | TRANSISTOR |
| Q1204 | BC847B | TRANSISTOR |
| Q2001 | BC857B | TRANSISTOR |
| Q2002 | BC857B | TRANSISTOR |
| Q2003 | BC847B | TRANSISTOR |
| Q2004 | BC847B | TRANSISTOR |
| Q3104 | 2SC1318-S | TRANSISTOR |
| TRANSFORMERS | | |
| T553 | ETH19Z192AZ | TRANSFORER |
| T801 | ETP35KAN619U | TRANSFORMER |
| COILS | | |
| J116 | EXCELSA35T | COIL |
| L001 | TALV35VB100K | COIL |
| L601 | TALV35VB100K | COIL |
| L602 | TALV35VB100K | COIL |
| L604 | EXCELD35V | COIL |
| L802 | EXCELSA35T | COIL |
| L803 | EXCELD35V | COIL |
| L851 | EXCELSA35T | COIL |
| L852 | EXCELSA35T | COIL |
| L853 | EXCELSA35T | COIL |
| L1101 | TALV35VB331K | COIL |
| L2001 | TALV35VB4R7K | COIL |
| L2002 | TALV35VB4R7K | COIL |
| L2004 | EXCELSA35T | COIL |
| L2005 | TALV35VB6R8K | COIL |
| L2006 | TALV35VB100K | COIL |
| L3101 | TLT100K991R | COIL |
| L3102 | TLT100K991R | COIL |
| L3103 | EXCELSA35T | COIL |
| L3104 | EXCELSA35T | COIL |
| L3105 | TALV35VB100K | COIL |
| L3107 | EXCELD35V | COIL |
| L3108 | EXCELD35V | COIL |
| FILTERS | | |
| L801 | ELF15N005A | LINE FILTER |
| X103 | K3350K | SAW FILTR |
| CRYSTALS | | |
| X601 | TSSA010 | CRYSTAL |
| X602 | EFCWS2F11T | CRYSTAL |
| X2001 | 4730007158 | CRYSTAL |
| RESISTORS | | |
| C3122 | ERJ6GEY0R00 | S.M.CARB 0.1W 5% 0 Ω |
| J118 | ERD25T0V | RESISTOR 0W 0% 0 Ω |
| JA1 | ERJ6GEY0R00 | S.M.CARB 0.1W 5% 0 Ω |
| JA2 | ERJ8GEY0R00 | S.M.CARB .125W 5% 0 Ω |
| JA3 | ERJ6GEY0R00 | S.M.CARB 0.1W 5% 0 Ω |
| JA4 | ERJ6GEY0R00 | S.M.CARB 0.1W 5% 0 Ω |
| JA5 | ERJ6GEY0R00 | S.M.CARB 0.1W 5% 0 Ω |
| JA6 | ERJ6GEY0R00 | S.M.CARB 0.1W 5% 0 Ω |
| JA7 | ERJ6GEY0R00 | S.M.CARB 0.1W 5% 0 Ω |
| JA9 | ERJ6GEY0R00 | S.M.CARB 0.1W 5% 0 Ω |
| JA10 | ERJ6GEY0R00 | S.M.CARB 0.1W 5% 0 Ω |
| JA11 | ERJ6GEY0R00 | S.M.CARB 0.1W 5% 0 Ω |
| JA12 | ERJ6GEY0R00 | S.M.CARB 0.1W 5% 0 Ω |
| JA15 | ERJ8GEY0R00 | S.M.CARB .125W 5% 0 Ω |

| Cct Ref | Parts Number | Description |
|---------|--------------|-------------------------|
| JA16 | ERJ8GEY0R00 | S.M.CARB .125W 5% 0 Ω |
| JA18 | ERJ6GEY0R00 | S.M.CARB 0.1W 5% 0 Ω |
| JA19 | ERJ6GEY0R00 | S.M.CARB 0.1W 5% 0 Ω |
| JA20 | ERJ6GEY0R00 | S.M.CARB 0.1W 5% 0 Ω |
| JA21 | ERJ6GEY0R00 | S.M.CARB 0.1W 5% 0 Ω |
| JA22 | ERJ6GEY0R00 | S.M.CARB 0.1W 5% 0 Ω |
| JA23 | ERJ6GEY0R00 | S.M.CARB 0.1W 5% 0 Ω |
| JA24 | ERJ6GEY0R00 | S.M.CARB 0.1W 5% 0 Ω |
| JA25 | ERJ6GEY0R00 | S.M.CARB 0.1W 5% 0 Ω |
| JA27 | ERJ6GEY0R00 | S.M.CARB 0.1W 5% 0 Ω |
| JA28 | ERJ8GEY0R00 | S.M.CARB .125W 5% 0 Ω |
| JA29 | ERJ8GEY0R00 | S.M.CARB .125W 5% 0 Ω |
| JA30 | ERJ6GEY0R00 | S.M.CARB 0.1W 5% 0 Ω |
| JA31 | ERJ6GEY0R00 | S.M.CARB 0.1W 5% 0 Ω |
| JA32 | ERJ6GEY0R00 | S.M.CARB 0.1W 5% 0 Ω |
| JA33 | ERJ8GEY0R00 | S.M.CARB .125W 5% 0 Ω |
| JA34 | ERJ8GEY0R00 | S.M.CARB .125W 5% 0 Ω |
| JA36 | ERJ8GEY0R00 | S.M.CARB .125W 5% 0 Ω |
| JA37 | ERJ6GEY0R00 | S.M.CARB 0.1W 5% 0 Ω |
| JA38 | ERJ6GEY0R00 | S.M.CARB 0.1W 5% 0 Ω |
| JA39 | ERJ6GEY0R00 | S.M.CARB 0.1W 5% 0 Ω |
| JA40 | ERJ8GEY0R00 | S.M.CARB .125W 5% 0 Ω |
| JA41 | ERJ6GEY0R00 | S.M.CARB 0.1W 5% 0 Ω |
| JA42 | ERJ8GEY0R00 | S.M.CARB .125W 5% 0 Ω |
| JA43 | ERJ6GEY0R00 | S.M.CARB 0.1W 5% 0 Ω |
| JA44 | ERJ8GEY0R00 | S.M.CARB .125W 5% 0 Ω |
| JSE1 | ERJ6GEY0R00 | S.M.CARB 0.1W 5% 0 Ω |
| JSE2 | ERJ6GEY0R00 | S.M.CARB 0.1W 5% 0 Ω |
| JSE10 | ERJ6GEY0R00 | S.M.CARB 0.1W 5% 0 Ω |
| JSE11 | ERJ8GEY0R00 | S.M.CARB .125W 5% 0 Ω |
| JSE15 | ERJ6GEY0R00 | S.M.CARB 0.1W 5% 0 Ω |
| JSE18 | ERJ6GEY0R00 | S.M.CARB 0.1W 5% 0 Ω |
| JSE26 | ERJ6GEY0R00 | S.M.CARB 0.1W 5% 0 Ω |
| JSE29 | ERJ6GEY0R00 | S.M.CARB 0.1W 5% 0 Ω |
| JSE30 | ERJ6GEY0R00 | S.M.CARB 0.1W 5% 0 Ω |
| R001 | ERJ6GEYJ101 | S.M.CARB 0.1W 5% 100 Ω |
| R002 | ERJ6GEYJ101 | S.M.CARB 0.1W 5% 100 Ω |
| R003 | ERJ6GEYJ153 | S.M.CARB 0.1W 5% 15K Ω |
| R004 | ERG2SJS273 | METAL 2W 5% 27K Ω |
| R005 | ERJ6GEY0R00 | S.M.CARB 0.1W 5% 0 Ω |
| R006 | ERJ6GEYJ273 | S.M.CARB 0.1W 5% 27K Ω |
| R007 | ERJ6GEYJ302 | S.M.CARB 0.1W 5% 3K Ω |
| R008 | ERJ6GEYJ681 | S.M.CARB 0.1W 5% 680 Ω |
| R110 | ERJ6GEY0R00 | S.M.CARB 0.1W 5% 0 Ω |
| R241 | ERJ6GEYJ102 | S.M.CARB 0.1W 5% 1K Ω |
| R251 | ERJ6GEYJ750 | S.M.CARB 0.1W 5% 75 Ω |
| R252 | ERJ6GEYJ102 | S.M.CARB 0.1W 5% 1K Ω |
| R254 | ERJ6GEYJ750 | S.M.CARB 0.1W 5% 75 Ω |
| R256 | ERJ6GEYJ471 | S.M.CARB 0.1W 5% 470 Ω |
| R257 | ERJ6GEYJ240 | RESISTOR 0.1W 5% 24 Ω |
| R258 | ERJ6GEYJ102 | S.M.CARB 0.1W 5% 1K Ω |
| R259 | ERJ6GEYJ240 | RESISTOR 0.1W 5% 24 Ω |
| R260 | ERJ6GEYJ432 | S.M.CARB 0.1W 5% 4K3 Ω |
| R261 | ERJ6GEYJ471 | S.M.CARB 0.1W 5% 470 Ω |
| R262 | ERJ6GEYJ103 | S.M.CARB 0.1W 5% 10K Ω |
| R263 | ERJ6GEYJ432 | S.M.CARB 0.1W 5% 4K3 Ω |
| R264 | ERJ6GEYJ512 | S.M.CARB 0.1W 5% 5K1 Ω |
| R265 | ERD25TJ2R2 | CARBON 0.25W 5% 2R2 Ω |
| R266 | ERD25TJ2R2 | CARBON 0.25W 5% 2R2 Ω |
| R268 | ERJ6GEYJ203 | S.M.CARB 0.1W 5% 20K Ω |
| R280 | ERJ6GEYJ204 | RESISTOR 0.1W 5% 200K Ω |
| R281 | ERJ6GEYJ204 | RESISTOR 0.1W 5% 200K Ω |
| R351 | ERDS1TJ182 | CARBON 0.5W 10% 1K8 Ω |
| R352 | ERDS1TJ182 | CARBON 0.5W 10% 1K8 Ω |
| R353 | ERDS1TJ182 | CARBON 0.5W 10% 1K8 Ω |
| R357 | ERDS1TJ102 | CARBON 0.5W 5% 1K Ω |

| Cct Ref | Parts Number | Description | | | | |
|---------|--------------|-------------|-------|-----|--------|---|
| R358 | ERDS1TJ102 | CARBON | 0.5W | 5% | 1K Ω | |
| R359 | ERDS1TJ102 | CARBON | 0.5W | 5% | 1K Ω | |
| R401 | ERJ6GEYJ473 | S.M.CARB | 0.1W | 5% | 47K Ω | |
| R402 | ERJ6GEYJ332 | S.M.CARB | 0.1W | 5% | 3K3 Ω | |
| R403 | ERJ6ENF2701 | S.M.CARB | 0.1W | 5% | 27 Ω | |
| R404 | ERJ6ENF2701 | S.M.CARB | 0.1W | 5% | 27 Ω | |
| R405 | ERJ6ENF2701 | S.M.CARB | 0.1W | 5% | 27 Ω | |
| R406 | ERJ6GEYJ1R0 | S.M.CARB | 0.1W | 5% | 1 Ω | |
| R409 | ERJ6GEYJ473 | S.M.CARB | 0.1W | 5% | 47K Ω | |
| R410 | ERJ6GEYJ683 | S.M.CARB | 0.1W | 5% | 68K Ω | |
| R411 | ERJ6GEYJ821 | S.M.CARB | 0.1W | 5% | 820 Ω | |
| R415 | ERJ6ENF2701 | S.M.CARB | 0.1W | 5% | 27 Ω | |
| R501 | ERJ6GEYJ391 | S.M.CARB | 0.1W | 5% | 390 Ω | |
| R502 | ERD25TJ272 | CARBON | 0.25W | 5% | 2K7 Ω | |
| R503 | ERG3SJS220H | RESISTOR | 3W | 5% | 22 Ω | |
| R504 | ERG2ANJ471 | METAL | 2W | 5% | 470 Ω | △ |
| R507 | ERJ6GEYJ122 | S.M.CARB | 0.1W | 5% | 1K2 Ω | |
| R553 | ERJ6GEYJ273 | S.M.CARB | 0.1W | 5% | 27K Ω | |
| R557 | ERDS1TJ184 | CARBON | 0.5W | 5% | 180 Ω | |
| R560 | ERQ1CJP102 | FUSIBLE | 1W | 5% | 1K Ω | △ |
| R601 | ERJ6GEYJ153 | S.M.CARB | 0.1W | 5% | 15K Ω | |
| R602 | ERJ6ENF3001 | S.M.CARB | 0.5W | 5% | 30 Ω | |
| R604 | ERJ6GEYJ101 | S.M.CARB | 0.1W | 5% | 100 Ω | |
| R605 | ERJ6GEYJ101 | S.M.CARB | 0.1W | 5% | 100 Ω | |
| R606 | ERJ6GEYJ101 | S.M.CARB | 0.1W | 5% | 100 Ω | |
| R607 | ERJ6GEYJ103 | S.M.CARB | 0.1W | 5% | 10K Ω | |
| R608 | ERJ6GEYJ101 | S.M.CARB | 0.1W | 5% | 100 Ω | |
| R609 | ERJ6GEYJ101 | S.M.CARB | 0.1W | 5% | 100 Ω | |
| R610 | ERJ6GEYJ101 | S.M.CARB | 0.1W | 5% | 100 Ω | |
| R611 | ERJ6GEYJ102 | S.M.CARB | 0.1W | 5% | 1K Ω | |
| R612 | ERJ6GEYJ102 | S.M.CARB | 0.1W | 5% | 1K Ω | |
| R613 | ERJ6GEYJ391 | S.M.CARB | 0.1W | 5% | 390 Ω | |
| R614 | ERJ6GEYJ101 | S.M.CARB | 0.1W | 5% | 100 Ω | |
| R615 | ERJ6GEYJ470 | S.M.CARB | 0.1W | 5% | 47 Ω | |
| R616 | ERJ6GEYJ201 | S.M.CARB | 0.1W | 5% | 200 Ω | |
| R617 | ERJ6GEYJ181 | S.M.CARB | 0.1W | 5% | 180 Ω | |
| R618 | ERJ6GEYJ470 | S.M.CARB | 0.1W | 5% | 47 Ω | |
| R619 | ERJ6GEYJ471 | S.M.CARB | 0.1W | 5% | 470 Ω | |
| R620 | ERJ6GEYJ471 | S.M.CARB | 0.1W | 5% | 470 Ω | |
| R621 | ERJ6GEYJ103 | S.M.CARB | 0.1W | 5% | 10K Ω | |
| R622 | ERJ6GEYJ103 | S.M.CARB | 0.1W | 5% | 10K Ω | |
| R623 | ERJ6GEY0R00 | S.M.CARB | 0.1W | 5% | 0 Ω | |
| R624 | ERJ6GEYJ103 | S.M.CARB | 0.1W | 5% | 10K Ω | |
| R625 | ERJ6GEYJ222 | S.M.CARB | 0.1W | 5% | 2K2 Ω | |
| R626 | ERJ6GEYJ474 | S.M.CARB | 0.1W | 5% | 470K Ω | |
| R627 | ERJ6GEYJ474 | S.M.CARB | 0.1W | 5% | 470K Ω | |
| R629 | ERJ6GEYJ154 | S.M.CARB | 0.1W | 5% | 150K Ω | |
| R630 | ERJ6ENF1802 | S.M.CARB | 0.1W | 5% | 1K8 Ω | |
| R631 | ERO50PKF5603 | METAL | 0.5W | 1% | 560K Ω | △ |
| R632 | ERJ6GEYJ101 | S.M.CARB | 0.1W | 5% | 100 Ω | |
| R633 | ERJ6GEYJ101 | S.M.CARB | 0.1W | 5% | 100 Ω | |
| R635 | ERJ6GEYJ101 | S.M.CARB | 0.1W | 5% | 100 Ω | |
| R638 | ERJ6GEYJ151 | S.M.CARB | 0.1W | 5% | 150 Ω | |
| R646 | ERJ6GEYJ220 | S.M.CARB | 0.1W | 5% | 22 Ω | |
| R802 | ERC12ZGK335D | SOLID | 0.5W | 10% | 3M3 Ω | |
| R803 | ERF7ZK2R7 | WOUND | 7W | 20% | 2R7 Ω | △ |
| R804 | ERG2ANJ104 | METAL | 2W | 5% | 100K Ω | |
| R805 | ERDS1TJ103 | CARBON | 0.5W | 5% | 10K Ω | |
| R806 | ERDS1TJ332 | RESISTOR | 0.5W | 5% | 3K3 Ω | |
| R810 | ERDS1TJ152 | CARBON | 0.5W | 5% | 1K5 Ω | |
| R811 | ERQ12HJ100 | FUSIBLE | 0.5W | 5% | 10 Ω | △ |
| R812 | ERD75TAJ825 | CARBON | 0.75W | 5% | 8M2 Ω | △ |
| R814 | ERDS1TJ330 | CARBON | 0.5W | 5% | 33 Ω | |
| R815 | ERDS1TJ681 | CARBON | 0.5W | 5% | 680 Ω | |
| R851 | ERG2SJS220H | RESISTOR | 2W | 5% | 22 Ω | |
| R852 | ERG2SJS130H | RESISTOR | 2W | 5% | 13 Ω | |

| Cct Ref | Parts Number | Description | | | | |
|---------|--------------|-------------|-------|----|--------|---|
| R853 | ERG3FJ151 | METAL | 3W | 5% | 150 Ω | △ |
| R854 | ERG3FJ151 | METAL | 3W | 5% | 150 Ω | △ |
| R855 | ERDS1TJ4R7 | CARBON | 0.5W | 5% | 4R7 Ω | |
| R856 | ERD25TJ101 | CARBON | 0.25W | 5% | 100 Ω | |
| R857 | ERD25TJ202 | CARBON | 0.25W | 5% | 2K Ω | |
| R858 | ERDS1TJ103 | CARBON | 0.5W | 5% | 10K Ω | |
| R1101 | ERJ6GEYJ101 | S.M.CARB | 0.1W | 5% | 100 Ω | |
| R1102 | ERJ6GEYJ101 | S.M.CARB | 0.1W | 5% | 100 Ω | |
| R1104 | ERJ6GEYJ562 | S.M.CARB | 0.1W | 5% | 5K6 Ω | |
| R1105 | ERJ6GEYJ562 | S.M.CARB | 0.1W | 5% | 5K6 Ω | |
| R1107 | ERJ6GEYJ563 | S.M.CARB | 0.1W | 5% | 56K Ω | |
| R1110 | ERJ6GEYJ102 | S.M.CARB | 0.1W | 5% | 1K Ω | |
| R1112 | ERJ6GEYJ362 | S.M. CAR | 0.1W | 5% | 3K6 Ω | |
| R1113 | ERJ6GEYJ242 | S.M.CARB | 0.1W | 5% | 2K4 Ω | |
| R1114 | ERJ6GEYJ432 | S.M.CARB | 0.1W | 5% | 4K3 Ω | |
| R1115 | ERJ6GEYJ822 | S.M.CARB | 0.1W | 5% | 8K2 Ω | |
| R1116 | ERJ6GEYJ183 | S.M.CARB | 0.1W | 5% | 18K Ω | |
| R1117 | ERJ6GEYJ821 | S.M.CARB | 0.1W | 5% | 820 Ω | |
| R1118 | ERJ6GEYJ101 | S.M.CARB | 0.1W | 5% | 100 Ω | |
| R1119 | ERJ6GEYJ101 | S.M.CARB | 0.1W | 5% | 100 Ω | |
| R1120 | ERJ6GEYJ101 | S.M.CARB | 0.1W | 5% | 100 Ω | |
| R1121 | ERJ6GEYJ101 | S.M.CARB | 0.1W | 5% | 100 Ω | |
| R1122 | ERJ6GEYJ101 | S.M.CARB | 0.1W | 5% | 100 Ω | |
| R1125 | ERJ6GEYJ101 | S.M.CARB | 0.1W | 5% | 100 Ω | |
| R1127 | ERJ6GEYJ101 | S.M.CARB | 0.1W | 5% | 100 Ω | |
| R1128 | ERJ6GEYJ101 | S.M.CARB | 0.1W | 5% | 100 Ω | |
| R1129 | ERJ6GEYJ101 | S.M.CARB | 0.1W | 5% | 100 Ω | |
| R1130 | ERJ6GEYJ473 | S.M.CARB | 0.1W | 5% | 47K Ω | |
| R1131 | ERJ6GEYJ472 | S.M.CARB | 0.1W | 5% | 4K7 Ω | |
| R1132 | ERJ6GEYJ225 | S.M.CARB | 0.1W | 5% | 2M2 Ω | |
| R1133 | ERJ6GEYJ104 | S.M.CARB | 0.1W | 5% | 100K Ω | |
| R1134 | ERJ6GEYJ224 | S.M.CARB | 0.1W | 5% | 220K Ω | |
| R1135 | ERJ6GEYJ102 | S.M.CARB | 0.1W | 5% | 1K Ω | |
| R1136 | ERJ6GEYJ221 | S.M.CARB | 0.1W | 5% | 220 Ω | |
| R1137 | ERJ6GEYJ104 | S.M.CARB | 0.1W | 5% | 100K Ω | |
| R1138 | ERJ6GEYJ223 | S.M.CARB | 0.1W | 5% | 22K Ω | |
| R1139 | ERJ6GEYJ273 | S.M.CARB | 0.1W | 5% | 27K Ω | |
| R1140 | ERJ6GEYJ103 | S.M.CARB | 0.1W | 5% | 10K Ω | |
| R1141 | ERJ6GEYJ103 | S.M.CARB | 0.1W | 5% | 10K Ω | |
| R1144 | ERJ6GEYJ183 | S.M.CARB | 0.1W | 5% | 18K Ω | |
| R1145 | ERJ6GEYJ104 | S.M.CARB | 0.1W | 5% | 100K Ω | |
| R1146 | ERJ6GEYJ473 | S.M.CARB | 0.1W | 5% | 47K Ω | |
| R1148 | ERJ6GEYJ103 | S.M.CARB | 0.1W | 5% | 10K Ω | |
| R1149 | ERJ6GEYJ103 | S.M.CARB | 0.1W | 5% | 10K Ω | |
| R1150 | ERJ6GEYJ103 | S.M.CARB | 0.1W | 5% | 10K Ω | |
| R1202 | ERDS1TJ680 | CARBON | 0.5W | 5% | 68 Ω | |
| R1205 | ERJ6GEYJ152 | S.M.CARB | 0.1W | 5% | 1K5 Ω | |
| R1206 | ERJ6GEYJ223 | S.M.CARB | 0.1W | 5% | 22K Ω | |
| R1209 | ERDS1TJ560 | CARBON | 0.5W | 5% | 56 Ω | |
| R2001 | ERJ6GEYJ101 | S.M.CARB | 0.1W | 5% | 100 Ω | |
| R2002 | ERJ6GEYJ101 | S.M.CARB | 0.1W | 5% | 100 Ω | |
| R2003 | ERJ6GEYJ222 | S.M.CARB | 0.1W | 5% | 2K2 Ω | |
| R2004 | ERJ6GEYJ222 | S.M.CARB | 0.1W | 5% | 2K2 Ω | |
| R2007 | ERJ6GEYJ103 | S.M.CARB | 0.1W | 5% | 10K Ω | |
| R2008 | ERJ6GEYJ101 | S.M.CARB | 0.1W | 5% | 100 Ω | |
| R2009 | ERJ6GEYJ101 | S.M.CARB | 0.1W | 5% | 100 Ω | |
| R2010 | ERJ6GEYJ471 | S.M.CARB | 0.1W | 5% | 470 Ω | |
| R2011 | ERJ6GEYJ153 | S.M.CARB | 0.1W | 5% | 15K Ω | |
| R2012 | ERJ6GEYJ153 | S.M.CARB | 0.1W | 5% | 15K Ω | |
| R2013 | ERJ6GEYJ471 | S.M.CARB | 0.1W | 5% | 470 Ω | |
| R2014 | ERJ6GEYJ471 | S.M.CARB | 0.1W | 5% | 470 Ω | |
| R2015 | ERJ6GEYJ102 | S.M.CARB | 0.1W | 5% | 1K Ω | |
| R2016 | ERJ6GEYJ101 | S.M.CARB | 0.1W | 5% | 100 Ω | |
| R2017 | ERJ6GEYJ101 | S.M.CARB | 0.1W | 5% | 100 Ω | |
| R2018 | ERJ6GEYJ681 | S.M.CARB | 0.1W | 5% | 680 Ω | |
| R2020 | ERJ6GEYJ202 | S.M.CARB | 0.1W | 5% | 2K Ω | |

| Cct Ref | Parts Number | Description | | | |
|---------|--------------|-------------|------|----|--------|
| R2021 | ERJ6GEYJ103 | S.M.CARB | 0.1W | 5% | 10K Ω |
| R2022 | ERJ6GEYJ303 | S.M.CARB | 0.1W | 5% | 30K Ω |
| R3106 | ERJ6GEYJ101 | S.M.CARB | 0.1W | 5% | 100 Ω |
| R3111 | ERDS1TJ101 | CARBON | 0.5W | 5% | 100 Ω |
| R3115 | ERJ6GEYJ151 | S.M.CARB | 0.1W | 5% | 150 Ω |
| R3116 | ERJ6GEYJ750 | S.M.CARB | 0.1W | 5% | 75 Ω |
| R3117 | ERJ6GEYJ750 | S.M.CARB | 0.1W | 5% | 75 Ω |
| R3118 | ERJ6GEYJ750 | S.M.CARB | 0.1W | 5% | 75 Ω |
| R3120 | ERDS1TJ750 | CARBON | 0.5W | 5% | 75 Ω |
| R3121 | ERJ6GEYJ334 | S.M.CARB | 0.1W | 5% | 330K Ω |
| R3122 | ERJ6GEY0R00 | S.M.CARB | 0.1W | 5% | 0 Ω |
| R3123 | ERJ6GEY0R00 | S.M.CARB | 0.1W | 5% | 0 Ω |
| R3124 | ERJ6GEY0R00 | S.M.CARB | 0.1W | 5% | 0 Ω |
| R3125 | ERJ6GEYJ104 | S.M.CARB | 0.1W | 5% | 100K Ω |
| R3129 | ERDS1TJ750 | CARBON | 0.5W | 5% | 75 Ω |
| R3130 | ERJ6GEY0R00 | S.M.CARB | 0.1W | 5% | 0 Ω |
| R3131 | ERJ6GEY0R00 | S.M.CARB | 0.1W | 5% | 0 Ω |
| R3132 | ERJ6GEYJ221 | S.M.CARB | 0.1W | 5% | 220 Ω |
| R3133 | ERJ6GEYJ221 | S.M.CARB | 0.1W | 5% | 220 Ω |
| R3134 | ERJ6GEY0R00 | S.M.CARB | 0.1W | 5% | 0 Ω |

CAPACITORS

| | | | | | |
|------|--------------|----------|------|--|--------|
| C001 | ECA1CM220GB | ELECT | 16V | | 22μF |
| C002 | ECJ2VF1H104Z | ELECT | 350V | | 100nF |
| C005 | ECJ2VF1H104Z | ELECT | 350V | | 100nF |
| C006 | ECA1HM101GB | ELECT | 50V | | 100μF |
| C007 | ECA1HM330B | ELECT | 50V | | 33μF |
| C008 | ECA1HM010GB | ELECT | 50V | | 1μF |
| C009 | ECUV1H100DCX | S.M. CAP | 50V | | 10pF |
| C010 | ECUV1H100DCX | S.M. CAP | 50V | | 10pF |
| C117 | ECJ2VB1H103K | ELECT | 350V | | 10μF |
| C118 | ECJ2VB1H103K | ELECT | 350V | | 10μF |
| C251 | ECA1HM101GB | ELECT | 50V | | 100μF |
| C252 | ECJ2VB1H223K | ELECT | 350V | | 22μF |
| C253 | ECKC1H103JB | CERAMIC | 50V | | 10nF |
| C254 | ECQM1H154J | FILM | 50V | | 150nF |
| C255 | ECA1CM470GB | ELECT | 16V | | 47μF |
| C256 | ECJ2VB1H223K | ELECT | 350V | | 22μF |
| C257 | ECA1CHG102B | ELECT | 10V | | 1000μF |
| C258 | ECA1HM101GB | ELECT | 50V | | 100μF |
| C259 | ECQM1H154J | FILM | 50V | | 150nF |
| C260 | ECA1VM102GB | ELECT | 35V | | 1nF |
| C261 | ECA1VM102GB | ELECT | 35V | | 1nF |
| C262 | ECA1HM3R3GB | ELECT | 50V | | 3.3μF |
| C263 | ECA1HM010GB | ELECT | 50V | | 1μF |
| C264 | ECA1HHG222E | ELECT | 50V | | 2200μF |
| C265 | ECA1HM3R3GB | ELECT | 50V | | 3.3μF |
| C266 | ECA1HM010GB | ELECT | 50V | | 1μF |
| C267 | ECJ2YB1H104K | ELECT | 350V | | 100nF |
| C268 | ECJ2YB1H104K | ELECT | 350V | | 100nF |
| C270 | ECJ2YB1H104K | ELECT | 350V | | 100nF |
| C351 | ECA2EM010B | ELECT | 250V | | 100nF |
| C352 | ECKC2H152J | CERAMIC | 500V | | 1.5nF |
| C353 | ECA2EM100B | ELECT | 250V | | 10μF |
| C370 | ECA1CM221GB | ELECT | 16V | | 220μF |
| C405 | ECUV1H100CCX | S.M. CAP | 50V | | 10pF |
| C406 | ECA1HHG101B | ELECT | 50V | | 100μF |
| C408 | ECQM1H274J | FILM | 50V | | 270nF |
| C409 | ECA1HM2R2GB | ELECT | 50V | | 2.2μF |
| C410 | ECA1HU101 | ELECT | 50V | | 100μF |
| C501 | EEUFC1H390B | ELECT | 50V | | 390μF |
| C502 | ECQM1273KZW | FILM | 100V | | 27nF |
| C504 | ECUV1H222JCX | S.M. CAP | 50V | | 2.2nF |
| C552 | ECA2EM100B | ELECT | 250V | | 10μF |
| C554 | ECA1VM471GB | ELECT | 35V | | 470μF |
| C555 | ECKC2H471J | CERAMIC | 500V | | 470pF |
| C556 | ECKC2H471J | CERAMIC | 500V | | 470pF |

| Cct Ref | Parts Number | Description | | | |
|---------|--------------|-------------|------|--|--------|
| C557 | ECKC2H331J | CERAMIC | 500V | | 330pF |
| C560 | ECQF4273JZH | FILM | 400V | | 27nF |
| C563 | ECWF2394JBB | FILM | 250V | | 0.39μF |
| C564 | ECA1VM471GB | ELECT | 35V | | 470μF |
| C565 | ECKC2H471J | CERAMIC | 500V | | 470pF |
| C566 | ECA1VM471GB | ELECT | 35V | | 470μF |
| C601 | ECA1CM102B | ELECT | 16V | | 1000μF |
| C602 | ECJ2YB1H104K | ELECT | 350V | | 100nF |
| C603 | ECJ2VB1H472K | ELECT | 350V | | 4.7nF |
| C604 | ECQM1H224J | FILM | 50V | | 220nF |
| C605 | ECQM1H224J | FILM | 50V | | 220nF |
| C606 | ECUV1H222JCX | S.M. CAP | 50V | | 2.2nF |
| C607 | ECA1HM010GB | ELECT | 50V | | 1μF |
| C608 | ECA1HM2R2GB | ELECT | 50V | | 2.2μF |
| C609 | ECJ2YB1H104K | ELECT | 350V | | 100nF |
| C610 | ECJ2VB1H103K | ELECT | 350V | | 10μF |
| C612 | ECJ2VB1H472K | ELECT | 350V | | 4.7nF |
| C613 | ECJ2VB1H472K | ELECT | 350V | | 4.7nF |
| C614 | ECQM1H104J | FILM | 50V | | 100nF |
| C615 | ECQM1H224J | FILM | 50V | | 220nF |
| C618 | ECA1CM100GB | ELECT | 16V | | 10μF |
| C620 | ECUV1H470GCG | S.M. CAP | 50V | | 47pF |
| C621 | ECJ2VF1H104Z | ELECT | 350V | | 100nF |
| C622 | ECUV1H101JCX | S.M. CAP | 50V | | 100pF |
| C623 | ECUV1H220GCG | S.M. CAP | 50V | | 22pF |
| C624 | ECQB1H223K | FILM | 50V | | 22nF |
| C625 | ECQB1H223K | FILM | 50V | | 22nF |
| C626 | ECQB1H223K | FILM | 50V | | 22nF |
| C627 | ECJ2YB1H473K | ELECT | 350V | | 47nF |
| C628 | ECJ2YB1H473K | ELECT | 350V | | 47nF |
| C629 | ECJ2YB1H104K | ELECT | 350V | | 100nF |
| C630 | ECJ2VF1H104Z | ELECT | 350V | | 100nF |
| C631 | ECA1HM101GB | ELECT | 50V | | 100μF |
| C632 | ECA1HM101GB | ELECT | 50V | | 100μF |
| C633 | ECJ2VF1H104Z | ELECT | 350V | | 100nF |
| C634 | ECA1HM101GB | ELECT | 50V | | 100μF |
| C635 | ECJ2VF1H104Z | ELECT | 350V | | 100nF |
| C636 | ECA1CM102B | ELECT | 16V | | 1000μF |
| C637 | ECA1HM101GB | ELECT | 50V | | 100μF |
| C638 | ECA1HM101GB | ELECT | 50V | | 100μF |
| C639 | ECA1HM220GB | ELECT | 50V | | 22μF |
| C640 | ECA1HM2R2GB | ELECT | 50V | | 2.2μF |
| C642 | ECA1HM010GB | ELECT | 50V | | 1μF |
| C654 | ECJ2VB1H103K | ELECT | 350V | | 10μF |
| C802 | ECKWNA332MEC | CERAMIC | 250V | | 3.3nF |
| C803 | ECKWNA152MEC | CERAMIC | 400V | | 1500μF |
| C805 | ECQE2A474MWB | FILM | 100V | | 470nF |
| C806 | ECKC2H472J | CERAMIC | 500V | | 4.7nF |
| C807 | ECKC2H472J | CERAMIC | 500V | | 4.7nF |
| C808 | ECKC2H472J | CERAMIC | 500V | | 4.7nF |
| C809 | ECOS2GA151BB | ELECT | 400V | | 150μF |
| C810 | ECA1HHG101B | ELECT | 50V | | 100μF |
| C811 | ECKC1H471J | CERAMIC | 50V | | 470pF |
| C812 | ECKC3A182J | CERAMIC | 1KV | | 1800pF |
| C813 | ECKC3D221JB | CERAMIC | 2KV | | 220pF |
| C814 | ECKC3D102J | CERAMIC | 2KV | | 1nF |
| C815 | ECA2CHG221E | ELECT | 160V | | 220μF |
| C816 | ECKC2H472J | CERAMIC | 500V | | 4.7nF |
| C818 | ECQB1H683K | FILM | 50V | | 68nF |
| C851 | ECA1CM471GB | ELECT | 16V | | 470μF |
| C854 | ECKC2H471J | CERAMIC | 500V | | 470pF |
| C855 | ECJ2VF1H104Z | ELECT | 350V | | 100nF |
| C856 | ECA1VM471GB | ELECT | 35V | | 470μF |
| C857 | ECA1CM471GB | ELECT | 16V | | 470μF |
| C858 | ECJ2VF1H104Z | ELECT | 350V | | 100nF |
| C859 | ECA1HHG471E | ELECT | 50V | | 470μF |

| Cct Ref | Parts Number | Description | | | |
|----------------------------|--------------|---|------|-------|--|
| C860 | ECA1VHG331B | ELECT | 35V | 330pF | |
| C1101 | ECJ2VF1H104Z | ELECT | 350V | 100nF | |
| C1102 | ECA1CM220GB | ELECT | 16V | 22µF | |
| C1103 | ECUV1H331JCX | S.M. CAP | 50V | 330pF | |
| C1104 | ECA1HM101GB | ELECT | 50V | 100µF | |
| C1105 | ECJ2VF1H104Z | ELECT | 350V | 100nF | |
| C1106 | ECA1HM1010GB | ELECT | 50V | 1µF | |
| C1107 | ECUV1H221JCX | S.M. CAP | 50V | 220pF | |
| C1108 | ECUV1H221JCX | S.M. CAP | 50V | 220pF | |
| C1201 | ECA1CM471GB | ELECT | 16V | 470µF | |
| C1202 | ECQM1H334J | FILM | 50V | 330nF | |
| C1203 | ECA1HM101GB | ELECT | 50V | 100µF | |
| C1204 | ECA1HM101GB | ELECT | 50V | 100µF | |
| C1205 | ECJ2VF1C334Z | ELECT | 350V | 330nF | |
| C1210 | ECA1HM101GB | ELECT | 50V | 100µF | |
| C2001 | ECJ2VB1H103K | ELECT | 350V | 10µF | |
| C2002 | ECJ2VB1H103K | ELECT | 350V | 10µF | |
| C2003 | ECA1HM101GB | ELECT | 50V | 100µF | |
| C2004 | ECJ2VF1H104Z | ELECT | 350V | 100nF | |
| C2005 | ECUV1H102JCX | S.M. CAP | 50V | 1nF | |
| C2006 | ECUV1H102JCX | S.M. CAP | 50V | 1nF | |
| C2007 | ECUV1H102JCX | S.M. CAP | 50V | 1nF | |
| C2008 | ECUV1H010CCX | S.M. CAP | 50V | 1pF | |
| C2009 | ECUV1H010CCX | S.M. CAP | 50V | 1pF | |
| C2012 | ECUV1H470JCX | S.M. CAP | 50V | 47pF | |
| C2013 | ECUV1H070DTX | S.M. CAP | 50V | 70pF | |
| C2014 | ECUV1H560GCG | S.M. CAP | 50V | 56pF | |
| C2015 | ECUV1H220JCX | S.M. CAP | 50V | 22pF | |
| C2016 | ECJ2VF1H104Z | ELECT | 350V | 100nF | |
| C2017 | ECJ2VF1H104Z | ELECT | 350V | 100nF | |
| C2018 | ECA1CM100GB | ELECT | 16V | 10µF | |
| C2019 | ECA1HM101GB | ELECT | 50V | 100µF | |
| C2020 | ECQM1H474J | FILM | 50V | 470nF | |
| C2021 | ECQM1H474J | FILM | 50V | 470nF | |
| C2022 | ECUV1H221JCX | S.M. CAP | 50V | 220pF | |
| C2023 | ECUV1H221JCX | S.M. CAP | 50V | 220pF | |
| C2024 | ECJ2VF1H104Z | ELECT | 350V | 100nF | |
| C2025 | ECA1HM2R2GB | ELECT | 50V | 2.2µF | |
| C2026 | ECA1CM100GB | ELECT | 16V | 10µF | |
| C2027 | ECA1HM101GB | ELECT | 50V | 100µF | |
| C2029 | ECA1CM470GB | ELECT | 16V | 47µF | |
| C2030 | ECA1CM470GB | ELECT | 16V | 47µF | |
| C2031 | ECUV1H102JCX | S.M. CAP | 50V | 1nF | |
| C2032 | ECUV1H102JCX | S.M. CAP | 50V | 1nF | |
| C2033 | ECJ2VF1H104Z | ELECT | 350V | 100nF | |
| C2037 | ECUV1H221JCX | S.M. CAP | 50V | 220pF | |
| C2038 | ECJ2VB1H103K | ELECT | 350V | 10µF | |
| C2039 | ECJ2VF1H104Z | ELECT | 350V | 100nF | |
| C2040 | ECA1HM101GB | ELECT | 50V | 100µF | |
| C2041 | ECUV1H100DCX | S.M. CAP | 50V | 10pF | |
| C2042 | ECUV1H100DCX | S.M. CAP | 50V | 10pF | |
| C3103 | ECA1HM101GB | ELECT | 50V | 100µF | |
| C3104 | ECJ2VF1H104Z | ELECT | 350V | 100nF | |
| C3109 | ECUV1H222KBX | S.M. CAP | 50V | 2.2nF | |
| C3110 | ECUV1H222KBX | S.M. CAP | 50V | 2.2nF | |
| C3111 | ECUV1H222KBX | S.M. CAP | 50V | 2.2nF | |
| C3112 | ECUV1H222KBX | S.M. CAP | 50V | 2.2nF | |
| C3113 | ECUV1H222KBX | S.M. CAP | 50V | 2.2nF | |
| C3114 | ECUV1H222KBX | S.M. CAP | 50V | 2.2nF | |
| C3116 | ECUV1H561KBX | S.M. CAP | 50V | 560pF | |
| C3117 | ECUV1H561KBX | S.M. CAP | 50V | 560pF | |
| TERMINALS AND LINKS | | | | | |
| JK3101 | TJB16673 | RCA / HEADPHONE JACK | | | |
| JK3102 | TJB8E011 | SCART SOCKET | | | |
| SWITCHES | | | | | |
| S801 | ESB92S11B | SWITCH ▲ | | | |

| Cct Ref | Parts Number | Description | | | |
|--|--------------|------------------|-------|----|---------|
| S1101 | EVQ21405R | SWITCH | | | |
| S1102 | EVQ21405R | SWITCH | | | |
| S1103 | EVQ21405R | SWITCH | | | |
| S1104 | EVQ21405R | SWITCH | | | |
| S1105 | EVQ21405R | SWITCH | | | |
| DIFFERENCES FOR MODEL TX-21CK1P | | | | | |
| MECHANICAL PARTS | | | | | |
| 12 | ZTUZAE450A | ANODE LEAD | | | ▲ |
| 13 | TKU8E00490 | BACK COVER | | | ▲ |
| 14 | A51EER35X80 | C.R.T. | | | ▲ |
| 15 | TKY8E410 | CABINET | | | ▲ |
| 16 | VP15005-35 | CRT FIXING SCREW | | | |
| 17 | TLK8E05143 | DEGAUSS COIL | | | ▲ |
| 18 | TNP8EE011AP | E P.C.B. | | | ▲ |
| 19 | ZTFM23004A | F.B.T. | | | ▲ |
| 20 | TXAJTF01B2AG | FOCUS LEAD ASSY | | | ▲ |
| 21 | TBM8E1961 | MODEL LABEL | | | ▲ |
| 22 | TNP8EY015AF | Y P.C.B. | | | ▲ |
| MISCELLANEOUS COMPONENTS | | | | | |
| | TPC8E4766-1 | OUTER CARTON | | | |
| | TPD8E697 | TOP CUSHION | | | |
| | TPD8E698 | BOTTOM CUSHION | | | |
| MOE8 | 31221212478 | FIX CLIP | | | |
| I.C.s | | | | | |
| IC351 | TDA6107Q | RGB OUTPUT | | | |
| IC451 | LA7840 | VERTICAL OUTPUT | | | |
| IC601 | TDA9367V501S | UOC | | | |
| IC802 | SE120NLF4 | ERROR IC | | | |
| IC1103 | XPK2-3AP | EEROM | | | |
| DIODES | | | | | |
| D551 | MA165TA5 | DIODE | | | |
| D552 | 1SR124-4AT82 | DIODE | | | |
| D553 | EU02 | DIODE | | | |
| D554 | EU02 | DIODE | | | |
| D556 | TVSRH2FV1 | DIODE | | | |
| D557 | RU2AMLFA1 | DIODE | | | |
| D559 | 1SR124-4AT82 | DIODE | | | |
| D801 | 59209T80B110 | DIODE | | | |
| D807 | MTZJT-7720D | DIODE | | | |
| D808 | RU3LFA1 | DIODE | | | |
| D814 | MTZJT-773.9A | DIODE | | | |
| TRANSISTORS | | | | | |
| Q551 | BU4506DFRB | TRANSISTOR | | | |
| Q552 | BC847B | TRANSISTOR | | | |
| TRANSFORMERS | | | | | |
| T802 | ETS33KD1B6AC | TRANSFORER | | | ▲ |
| COILS | | | | | |
| L501 | ELH5L4119 | COIL | | | |
| L551 | ELC08D820E | COIL | | | |
| RESISTORS | | | | | |
| R407 | ERDS1TJ331 | CARBON | 0.5W | 5% | 330 Ω |
| R416 | ERO25CKF2R40 | RESISTOR | 0.25W | 1% | 2R4 Ω ▲ |
| R417 | ERO25CKF2R40 | RESISTOR | 0.25W | 1% | 2R4 Ω ▲ |
| R418 | ERO25CKF2R40 | RESISTOR | 0.25W | 1% | 2R4 Ω ▲ |
| R554 | ERJ6GEYJ102 | S.M.CARB | 0.1W | 5% | 1K Ω |
| R555 | ERJ6GEYJ123 | S.M.CARB | 0.1W | 5% | 12K Ω |
| R556 | ERD25TJ103 | CARBON | 0.25W | 5% | 10K Ω |
| R558 | ERD25TJ153 | CARBON | 0.25W | 5% | 15K Ω |
| R559 | ERQ1CJP1R5 | RESISTOR | 1W | 5% | 1R5 Ω ▲ |
| R603 | ERJ6ENF3902 | S.M.CARB | 0.5W | 5% | 39 Ω |
| R628 | ERDS1TJ564 | RESISTOR | 0.5W | 5% | 560K Ω |

| Cct Ref | Parts Number | Description | | | |
|--|--------------|------------------|-------|-----|---------|
| R807 | ERD25TJ152 | CARBON | 0.25W | 5% | 1K5 Ω |
| R809 | ERW2PKR47 | WOUND | 2W | 10% | R47 Ω ▲ |
| R813 | ERDS1TJ333 | CARBON | 0.5W | 5% | 33K Ω |
| R1106 | ERJ6GEYJ124 | S.M.CARB | 0.1W | 5% | 120K Ω |
| R1108 | ERJ6GEYJ183 | S.M.CARB | 0.1W | 5% | 18K Ω |
| R1147 | ERJ6GEYJ124 | S.M.CARB | 0.1W | 5% | 120K Ω |
| CAPACITORS | | | | | |
| C558 | ECEA2CN2R2SB | ELECT | 160V | | 2,2μF |
| C559 | ECWH16103JVB | FILM | 1600 | | 0,01μF |
| C567 | ECKC3D122J | CERAMIC | 2KV | | 1.2nF ▲ |
| C570 | ECKC2H472J | CERAMIC | 500V | | 4.7nF ▲ |
| C611 | ECA1EM4R7GB | ELECT | 25V | | 4.7μF |
| C653 | ECJ2YB1H473K | ELECT | 350V | | 47nF |
| C2036 | ECUV1H471JCX | S.M. CAP | 50V | | 470pF |
| DIFFERENCES FOR MODEL TX-25CK1P | | | | | |
| MECHANICAL PARTS | | | | | |
| 12 | ZTUZAE550A | ANODE LEAD | | | ▲ |
| 13 | TKU8E00520 | BACK COVER | | | ▲ |
| 14 | A59ECF50X04 | C.R.T. | | | ▲ |
| 15 | TKY8E450 | CABINET | | | ▲ |
| 16 | VP17005-32 | CRT FIXING SCREW | | | |
| 17 | TLK8E05138 | DEGAUSS COIL | | | ▲ |
| 18 | TNP8EE011AY | E P.C.B. | | | ▲ |
| 19 | ZTFL84001A | F.B.T. | | | ▲ |
| 20 | TXFJTF01BXGG | FOCUS LEAD ASSY | | | ▲ |
| 21 | TBM8E1982 | MODEL LABEL | | | ▲ |
| 22 | TNP8EY015AG | Y P.C.B. | | | ▲ |
| MISCELLANEOUS COMPONENTS | | | | | |
| | 31221212478 | FIX CLIP | | | |
| | TPC8E4799 | OUTER CARTON | | | |
| | TPD8E708 | TOP CUSHION | | | |
| | TPD8E709 | BOTTOM CUSHION | | | |
| D801 | 232266296706 | THERMISTOR | | | ▲ |
| S351 | TJSC00300 | CRT SOCKET | | | |
| I.C.s | | | | | |
| IC451 | LA7845N | VERTICAL OUTPUT | | | |
| IC601 | TDA9365V501S | UOC | | | |
| IC701 | TEA2031A | E/W CORRECTION | | | |
| IC702 | AN78L20 | 20V REGULATOR | | | |
| IC802 | SE140NLF4 | ERROR AMLIFIER | | | |
| IC1103 | XPK2-4BP | EEROM | | | |
| DIODES | | | | | |
| D551 | MTZJT-778.2C | DIODE | | | |
| D552 | EU02 | DIODE | | | |
| D553 | TVSRU3AMLFB4 | DIODE | | | |
| D554 | TVSRU3AMLFB4 | DIODE | | | |
| D556 | ERD07-15L7 | DIODE | | | |
| D557 | RU3LFA1 | DIODE | | | |
| D559 | EU02 | DIODE | | | |
| D607 | BZD23C240143 | DIODE | | | |
| D701 | TLP621GR-LF2 | PHOTO COUPLER | | | |
| D702 | MA165TA5 | DIODE | | | |
| D703 | MA165TA5 | DIODE | | | |
| D704 | MTZJT-775.6C | DIODE | | | |
| D705 | MA29TA5 | DIODE | | | |
| D706 | MA4036MTA | DIODE | | | |
| D751 | MA4051 | DIODE | | | |
| D752 | AU02V0 | DIODE | | | |
| D753 | MTZJT-7730D | DIODE | | | |
| D754 | MTZJT-7727D | DIODE | | | |
| D755 | MA165TA5 | DIODE | | | |
| D808 | TVSRU3AMLFA5 | DIODE | | | |

| Cct Ref | Parts Number | Description | | | |
|---------------------|--------------|-------------|-------|----|---------|
| D814 | MTZJT-775.6A | DIODE | | | |
| TRANSISTORS | | | | | |
| Q351 | BC857B | TRANSISTOR | | | |
| Q551 | BU4508AFRB | TRANSISTOR | | | |
| Q606 | BC847B | TRANSISTOR | | | |
| Q701 | BC857B | TRANSISTOR | | | |
| Q702 | BC847B | TRANSISTOR | | | |
| Q751 | BC847B | TRANSISTOR | | | |
| Q752 | 2SK2538000LB | TRANSISTOR | | | |
| Q753 | BC557B/126 | TRANSISTOR | | | |
| TRANSFORMERS | | | | | |
| T802 | 10653050-A | TRANSFORER | | | |
| COILS | | | | | |
| J405 | EXCELSA35T | COIL | | | |
| L501 | ELH5L4121 | COIL | | | |
| L502 | ELC08D682E | COIL | | | |
| L751 | ELC18B801 L | COIL | | | |
| L752 | ELC10D822E | COIL | | | |
| RESISTORS | | | | | |
| JSE33 | ERJ6GEY0R00 | S.M.CARB | 0.1W | 5% | 0 Ω |
| JYAK | ERJ6GEY0R00 | S.M.CARB | 0.1W | 5% | 0 Ω |
| R360 | ERG2SJS470 | METAL | 2W | 5% | 47 Ω |
| R370 | ERJ6GEYJ103 | S.M.CARB | 0.1W | 5% | 10K Ω |
| R371 | ERJ6GEYJ391 | S.M.CARB | 0.1W | 5% | 390 Ω |
| R407 | ERDS1TJ471 | CARBON | 0.5W | 5% | 470 Ω |
| R408 | ERDS1TJ471 | CARBON | 0.5W | 5% | 470 Ω |
| R416 | ERDS1TJ1R5 | CARBON | 0.5W | 5% | 1R5 Ω |
| R417 | ERDS1TJ1R2 | CARBON | 0.5W | 5% | 1R2 Ω |
| R418 | ERDS1TJ1R2 | CARBON | 0.5W | 5% | 1R2 Ω |
| R556 | ERG1SJ183 | METAL | 1W | 5% | 18K Ω |
| R558 | ERD25TJ183 | CARBON | 0.25W | 5% | 18K Ω |
| R559 | ERQ1ABJP3R0S | RESISTOR | 1W | 5% | 3 Ω ▲ |
| R561 | ERQ12AJ101 | FUSIBLE | 0.5W | 5% | 100 Ω ▲ |
| R563 | ERD25T0V | RESISTOR | 0W | 0% | 0 Ω |
| R603 | ERJ6GEYJ393 | S.M.CARB | 0.1W | 5% | 39K Ω |
| R628 | ERDS1TJ684 | RESISTOR | 1W | 5% | 680K Ω |
| R639 | ERJ6GEYJ473 | S.M.CARB | 0.1W | 5% | 47K Ω |
| R701 | ERJ6GEYJ102 | S.M.CARB | 0.1W | 5% | 1K Ω |
| R702 | ERJ6GEYJ103 | S.M.CARB | 0.1W | 5% | 10K Ω |
| R703 | ERJ6GEYJ392 | S.M.CARB | 0.1W | 5% | 3K9 Ω |
| R704 | ERJ6GEYJ562 | S.M.CARB | 0.1W | 5% | 5K6 Ω |
| R705 | ERDS1TJ821 | CARBON | 0.5W | 5% | 820 Ω |
| R706 | ERJ6GEYJ563 | S.M.CARB | 0.1W | 5% | 56K Ω |
| R707 | ERJ6GEYJ104 | S.M.CARB | 0.1W | 5% | 100K Ω |
| R708 | ERJ6GEYJ273 | S.M.CARB | 0.1W | 5% | 27K Ω |
| R709 | ERJ6GEYJ393 | S.M.CARB | 0.1W | 5% | 39K Ω |
| R710 | ERJ6GEYJ393 | S.M.CARB | 0.1W | 5% | 39K Ω |
| R711 | ERJ6GEYJ103 | S.M.CARB | 0.1W | 5% | 10K Ω |
| R712 | ERJ6GEYJ391 | S.M.CARB | 0.1W | 5% | 390 Ω |
| R713 | ERG1SJ101 | METAL | 1W | 5% | 100 Ω |
| R715 | ERJ6GEYJ101 | S.M.CARB | 0.1W | 5% | 100 Ω |
| R716 | ERJ6GEYJ432 | S.M.CARB | 0.1W | 5% | 4K3 Ω |
| R717 | ERJ6GEYJ392 | S.M.CARB | 0.1W | 5% | 3K9 Ω |
| R751 | ERJ6GEYJ152 | S.M.CARB | 0.1W | 5% | 1K5 Ω |
| R752 | ERJ6GEYJ222 | S.M.CARB | 0.1W | 5% | 2K2 Ω |
| R753 | ERJ6GEYJ152 | S.M.CARB | 0.1W | 5% | 1K5 Ω |
| R754 | ERJ6GEYJ103 | S.M.CARB | 0.1W | 5% | 10K Ω |
| R756 | ERDS1TJ472 | CARBON | 0.5W | 5% | 4K7 Ω |
| R757 | ERJ6GEYJ680 | S.M.CARB | 0.1W | 5% | 68 Ω |
| R758 | ERJ6GEYJ392 | S.M.CARB | 0.1W | 5% | 3K9 Ω |
| R759 | ERQ12HJ8R2 | FUSIBLE | 0.5W | 5% | 8R2 Ω ▲ |
| R760 | ERJ6GEYJ101 | S.M.CARB | 0.1W | 5% | 100 Ω |
| R761 | ERG1SJ563 | RESISTOR | 1W | 5% | 56K Ω |
| R762 | ERJ6GEYJ102 | S.M.CARB | 0.1W | 5% | 1K Ω |
| R763 | ERG3FJ561H | RESISTOR | 3W | 5% | 560 Ω |

| Cct Ref | Parts Number | Description | | | | |
|--|--------------|------------------------|-------|-----|--------|---|
| R809 | ERW2PKR33 | WOUND | 2W | 20% | R33 Ω | △ |
| R813 | ERDS1TJ103 | CARBON | 0.5W | 5% | 10K Ω | |
| R1106 | ERJ6GEYJ184 | S.M.CARB | 0.1W | 5% | 180K Ω | |
| R1108 | ERJ6GEYJ103 | S.M.CARB | 0.1W | 5% | 10K Ω | |
| R1147 | ERJ6GEYJ184 | S.M.CARB | 0.1W | 5% | 180K Ω | |
| CAPACITORS | | | | | | |
| C354 | ECJ2VF1H104Z | ELECT | 350V | | 100nF | |
| C356 | ECUV1H102ZFX | S.M. CAP | 50V | | 1nF | |
| C357 | ECKC3D152J | CERAMIC | 2KV | | 1.5nF | △ |
| C358 | ECUV1H561KBX | S.M. CAP | 50V | | 560pF | |
| C551 | ECUV1H220JCX | S.M. CAP | 50V | | 22pF | |
| C558 | ECA2CM3R3B | ELECT | 160V | | 3.3μF | |
| C559 | ECWH20123JVB | FILM | 2000V | | 120nF | |
| C562 | ECA2GHG2R2B | ELECT | 400V | | 120nF | |
| C567 | ECKC3D681J | CERAMIC | 2KV | | 680pF | △ |
| C570 | ECKC2H152J | CERAMIC | 500V | | 1.5nF | △ |
| C646 | ECJ2YB1H104K | ELECT | 350V | | 100nF | |
| C650 | ECUV1H390JCX | S.M. CAP | 50V | | 39pF | |
| C651 | ECUV1H390JCX | S.M. CAP | 50V | | 39pF | |
| C652 | ECUV1H390JCX | S.M. CAP | 50V | | 39pF | |
| C653 | ECJ2YB1H683K | S.M. CAP | 50V | | 68nF | |
| C701 | ECA1HM100GB | ELECT | 50V | | 10μF | |
| C702 | ECJ2VF1H104Z | ELECT | 350V | | 100nF | |
| C703 | ECA1HHG100B | ELECT | 50V | | 10μF | |
| C704 | ECQB1H122J | FILM | 50V | | 1.2nF | |
| C705 | ECQB1H223K | FILM | 50V | | 22nF | |
| C706 | ECQP1152GZ | FILM | 100V | | 1.5nF | |
| C707 | ECQP1102JZ3 | FILM | 100V | | 1nF | |
| C708 | ECA1HM220GB | ELECT | 50V | | 22μF | |
| C751 | ECWVF2334JBB | FILM | 250V | | 330nF | |
| C752 | ECJ2VF1H104Z | ELECT | 350V | | 100nF | |
| C753 | ECJ2VF1H104Z | ELECT | 350V | | 100nF | |
| C754 | ECA1JM101B | ELECT | 63V | | 100μF | |
| DIFFERENCES FOR MODEL TX-28CK1P | | | | | | |
| MECHANICAL PARTS | | | | | | |
| 12 | ZTUZAE550A | ANODE LEAD | | | | △ |
| 13 | TKU8E00530 | BACK COVER | | | | △ |
| 14 | A66ECF50X04 | C.R.T. | | | | △ |
| 15 | TKY8E460 | CABINET | | | | △ |
| 16 | VP17005-32 | CRT FIXING SCREW | | | | |
| 17 | TLK8E05140 | DEGAUSS COIL | | | | △ |
| 18 | TNP8EE011BB | E P.C.B. | | | | △ |
| 19 | ZTFL84001A | F.B.T. | | | | △ |
| 20 | TXFJTF01BXGG | FOCUS LEAD ASSY | | | | △ |
| 21 | TBM8E1980 | MODEL LABEL | | | | △ |
| 22 | TNP8EY015AH | Y P.C.B. | | | | △ |
| MISCELLANEOUS COMPONENTS | | | | | | |
| | 31221212478 | FIX CLIP | | | | |
| | TPC8E4800 | OUTER CARTON | | | | |
| | TPD8E710 | TOP CUSHION | | | | |
| | TPD8E711 | BOTTOM CSHION | | | | |
| D801 | 232266296706 | THERMISTOR | | | | △ |
| S351 | TJSC00300 | CRT SOCKET | | | | |
| INSTRUCTION BOOKS | | | | | | |
| | TQB8E2763MN | OPERATING INSTRUCTIONS | | | | △ |
| | TQB8E2763PQ | OPERATING INSTRUCTIONS | | | | △ |
| I.C.s | | | | | | |
| IC351 | TDA6108JF | R.G.B. AMPLIFIER | | | | |
| IC451 | LA7845N | VERTICAL OUTPUT | | | | |
| IC601 | TDA9365V501S | UOC | | | | |
| IC701 | TEA2031A | E/W CORRECTION | | | | |
| IC702 | AN78L20 | 20V REGULATOR | | | | |

| Cct Ref | Parts Number | Description | | | | |
|---------------------|--------------|----------------|-------|----|--------|---|
| IC802 | SE140NLF4 | ERROR AMLIFIER | | | | |
| IC1103 | XPK2-4CP | EEROM | | | | |
| DIODES | | | | | | |
| D551 | MTZJT-778.2C | DIODE | | | | |
| D552 | EU02 | DIODE | | | | |
| D553 | TVSRU3AMLFB4 | DIODE | | | | |
| D554 | TVSRU3AMLFB4 | DIODE | | | | |
| D556 | ERD07-15L7 | DIODE | | | | |
| D557 | RU3LFA1 | DIODE | | | | |
| D559 | EU02 | DIODE | | | | |
| D607 | BZD23C240143 | DIODE | | | | |
| D701 | TLP621GR-LF2 | PHOTO COUPLER | | | | |
| D702 | MA165TA5 | DIODE | | | | |
| D703 | MA165TA5 | DIODE | | | | |
| D704 | MTZJT-775.6C | DIODE | | | | |
| D705 | MA29TA5 | DIODE | | | | |
| D706 | MA4036MTA | DIODE | | | | |
| D751 | MA4051 | DIODE | | | | |
| D752 | AU02V0 | DIODE | | | | |
| D753 | MTZJT-7730D | DIODE | | | | |
| D754 | MTZJT-7727D | DIODE | | | | |
| D755 | MA165TA5 | DIODE | | | | |
| D808 | TVSRU3AMLFA5 | DIODE | | | | |
| D814 | MTZJT-775.6A | DIODE | | | | |
| TRANSISTORS | | | | | | |
| Q351 | BC857B | TRANSISTOR | | | | |
| Q551 | BU4508AFRB | TRANSISTOR | | | | |
| Q606 | BC847B | TRANSISTOR | | | | |
| Q701 | BC857B | TRANSISTOR | | | | |
| Q702 | BC847B | TRANSISTOR | | | | |
| Q751 | BC847B | TRANSISTOR | | | | |
| Q752 | 2SK2538000LB | TRANSISTOR | | | | |
| Q753 | BC557B/126 | TRANSISTOR | | | | |
| TRANSFORMERS | | | | | | |
| T802 | 10653050-A | TRANSFORMER | | | | |
| COILS | | | | | | |
| J405 | EXCELSA35T | COIL | | | | |
| L501 | ELH5L4105 | COIL | | | | |
| L502 | ELC08D682E | COIL | | | | |
| L751 | ELC18B801L | COIL | | | | |
| L752 | ELC10D822E | COIL | | | | |
| RESISTORS | | | | | | |
| JSE33 | ERJ6GEY0R00 | S.M.CARB | 0.1W | 5% | 0 Ω | |
| JYAK | ERJ6GEY0R00 | S.M.CARB | 0.1W | 5% | 0 Ω | |
| R360 | ERG2SJS470 | METAL | 2W | 5% | 47 Ω | |
| R370 | ERJ6GEYJ103 | S.M.CARB | 0.1W | 5% | 10K Ω | |
| R371 | ERJ6GEYJ391 | S.M.CARB | 0.1W | 5% | 390 Ω | |
| R407 | ERDS1TJ471 | CARBON | 0.5W | 5% | 470 Ω | |
| R408 | ERDS1TJ471 | CARBON | 0.5W | 5% | 470 Ω | |
| R416 | ERDS1TJ1R5 | CARBON | 0.5W | 5% | 1R5 Ω | |
| R417 | ERDS1TJ1R2 | CARBON | 0.5W | 5% | 1R2 Ω | |
| R418 | ERDS1TJ1R2 | CARBON | 0.5W | 5% | 1R2 Ω | |
| R556 | ERG1SJ183 | METAL | 1W | 5% | 18K Ω | |
| R558 | ERD25TJ183 | CARBON | 0.25W | 5% | 18K Ω | |
| R559 | ERQ1ABJP3R0S | RESISTOR | 1W | 5% | 3 Ω | △ |
| R561 | ERQ12AJ101 | FUSIBLE | 0.5W | 5% | 100 Ω | △ |
| R563 | ERD25T0V | RESISTOR | 0W | 0% | 0 Ω | |
| R603 | ERJ6GEYJ393 | S.M.CARB | 0.1W | 5% | 39K Ω | |
| R628 | ERDS1TJ684 | RESISTOR | 1W | 5% | 680K Ω | |
| R639 | ERJ6GEYJ473 | S.M.CARB | 0.1W | 5% | 47K Ω | |
| R701 | ERJ6GEYJ102 | S.M.CARB | 0.1W | 5% | 1K Ω | |
| R702 | ERJ6GEYJ103 | S.M.CARB | 0.1W | 5% | 10K Ω | |
| R703 | ERJ6GEYJ392 | S.M.CARB | 0.1W | 5% | 3K9 Ω | |
| R704 | ERJ6GEYJ562 | S.M.CARB | 0.1W | 5% | 5K6 Ω | |
| R705 | ERDS1TJ821 | CARBON | 0.5W | 5% | 820 Ω | |


| Cct Ref | Parts Number | Description | | | |
|-------------------|--------------|-------------|-------|-----|---------|
| R706 | ERJ6GEYJ563 | S.M.CARB | 0.1W | 5% | 56K Ω |
| R707 | ERJ6GEYJ104 | S.M.CARB | 0.1W | 5% | 100K Ω |
| R708 | ERJ6GEYJ273 | S.M.CARB | 0.1W | 5% | 27K Ω |
| R709 | ERJ6GEYJ393 | S.M.CARB | 0.1W | 5% | 39K Ω |
| R710 | ERJ6GEYJ393 | S.M.CARB | 0.1W | 5% | 39K Ω |
| R711 | ERJ6GEYJ103 | S.M.CARB | 0.1W | 5% | 10K Ω |
| R712 | ERJ6GEYJ391 | S.M.CARB | 0.1W | 5% | 390 Ω |
| R713 | ERG1SJ101 | METAL | 1W | 5% | 100 Ω |
| R715 | ERJ6GEYJ101 | S.M.CARB | 0.1W | 5% | 100 Ω |
| R716 | ERJ6GEYJ432 | S.M.CARB | 0.1W | 5% | 4K3 Ω |
| R717 | ERJ6GEYJ392 | S.M.CARB | 0.1W | 5% | 3K9 Ω |
| R751 | ERJ6GEYJ152 | S.M.CARB | 0.1W | 5% | 1K5 Ω |
| R752 | ERJ6GEYJ222 | S.M.CARB | 0.1W | 5% | 2K2 Ω |
| R753 | ERJ6GEYJ152 | S.M.CARB | 0.1W | 5% | 1K5 Ω |
| R754 | ERJ6GEYJ103 | S.M.CARB | 0.1W | 5% | 10K Ω |
| R756 | ERDS1TJ472 | CARBON | 0.5W | 5% | 4K7 Ω |
| R757 | ERJ6GEYJ680 | S.M.CARB | 0.1W | 5% | 68 Ω |
| R758 | ERJ6GEYJ392 | S.M.CARB | 0.1W | 5% | 3K9 Ω |
| R759 | ERQ12HJ8R2 | FUSIBLE | 0.5W | 5% | 8R2 Ω ▲ |
| R760 | ERJ6GEYJ101 | S.M.CARB | 0.1W | 5% | 100 Ω |
| R761 | ERG1SJ563 | RESISTOR | 1W | 5% | 56K Ω |
| R762 | ERJ6GEYJ102 | S.M.CARB | 0.1W | 5% | 1K Ω |
| R763 | ERG3FJ561H | RESISTOR | 3W | 5% | 560 Ω |
| R809 | ERW2PKR33 | WOUND | 2W | 20% | R33 Ω ▲ |
| R813 | ERDS1TJ103 | CARBON | 0.5W | 5% | 10K Ω |
| R1106 | ERJ6GEYJ184 | S.M.CARB | 0.1W | 5% | 180K Ω |
| R1108 | ERJ6GEYJ103 | S.M.CARB | 0.1W | 5% | 10K Ω |
| R1147 | ERJ6GEYJ184 | S.M.CARB | 0.1W | 5% | 180K Ω |
| CAPACITORS | | | | | |
| C354 | ECJ2VF1H104Z | ELECT | 350V | | 100nF |
| C356 | ECUV1H102ZFX | S.M. CAP | 50V | | 1nF |
| C357 | ECKC3D152J | CERAMIC | 2KV | | 1.5nF ▲ |
| C358 | ECUV1H561KBX | S.M. CAP | 50V | | 560pF |
| C551 | ECUV1H220JCX | S.M. CAP | 50V | | 22pF |
| C558 | ECA2CM3R3B | ELECT | 160V | | 3,3μF |
| C559 | ECWH20123JVB | FILM | 2000V | | 120nF |
| C562 | ECA2GHG2R2B | ELECT | 400V | | 120nF |
| C567 | ECKC3D681J | CERAMIC | 2KV | | 680pF ▲ |
| C570 | ECKC2H152J | CERAMIC | 500V | | 1.5nF ▲ |
| C646 | ECJ2YB1H104K | ELECT | 350V | | 100nF |
| C650 | ECUV1H390JCX | S.M. CAP | 50V | | 39pF |
| C651 | ECUV1H390JCX | S.M. CAP | 50V | | 39pF |
| C652 | ECUV1H390JCX | S.M. CAP | 50V | | 39pF |
| C653 | ECJ2YB1H683K | S.M. CAP | 50V | | 68nF |
| C701 | ECA1HM100GB | ELECT | 50V | | 10μF |
| C702 | ECJ2VF1H104Z | ELECT | 350V | | 100nF |
| C703 | ECA1HHG100B | ELECT | 50V | | 10μF |
| C704 | ECQB1H122J | FILM | 50V | | 1.2nF |
| C705 | ECQB1H223K | FILM | 50V | | 22nF |
| C706 | ECQP1152GZ | FILM | 100V | | 1.5nF |
| C707 | ECQP1102JZ3 | FILM | 100V | | 1nF |
| C708 | ECA1HM220GB | ELECT | 50V | | 22μF |
| C751 | ECWF2334JBB | FILM | 250V | | 330nF |
| C752 | ECJ2VF1H104Z | ELECT | 350V | | 100nF |
| C753 | ECJ2VF1H104Z | ELECT | 350V | | 100nF |
| C754 | ECA1JM101B | ELECT | 63V | | 100μF |
| C2036 | ECUV1H471JCX | S.M. CAP | 50V | | 470pF |

| Cct Ref | Parts Number | Description |
|---------|--------------|-------------|
|---------|--------------|-------------|

TX-28CK1P, TX-25CK1P, TX-21CK1P


(Z8 CHASSIS)



IMPORTANT SAFETY NOTICE

Components identified by  mark have special characteristics important for safety. When replacing any of these components, use only manufacturers' specified parts.



NOTE

3. RESISTOR
All resistors are carbon 1/4W resistor, unless marked otherwise.
Unit of resistance is OHM (Ω) (k=1,000, M=1,000,000)
4. CAPACITORS
All capacitors are ceramic 50V unless marked otherwise.
Unit of capacitance is μ F unless otherwise stated.
5. COIL
Unit of inductance is μ H, unless otherwise stated.

6. TEST POINT
 Test Point Position

7. EARTH SYMBOL
 Chassis Earth (Cold)
 Line Earth (Hot)

8. VOLTAGE MEASUREMENT
Voltage is measured by a d.c. voltmeter.
Measurement conditions are as follows:
Power source a.c. 220V-240V, 50Hz
Receiving Signal Colour Bar signal (RF)
All customer controls Maximum position

9.
 Indicates the Video signal path
 Indicates the Audio signal path

These schematic diagrams are the latest at time of printing and are subject to change without notice.

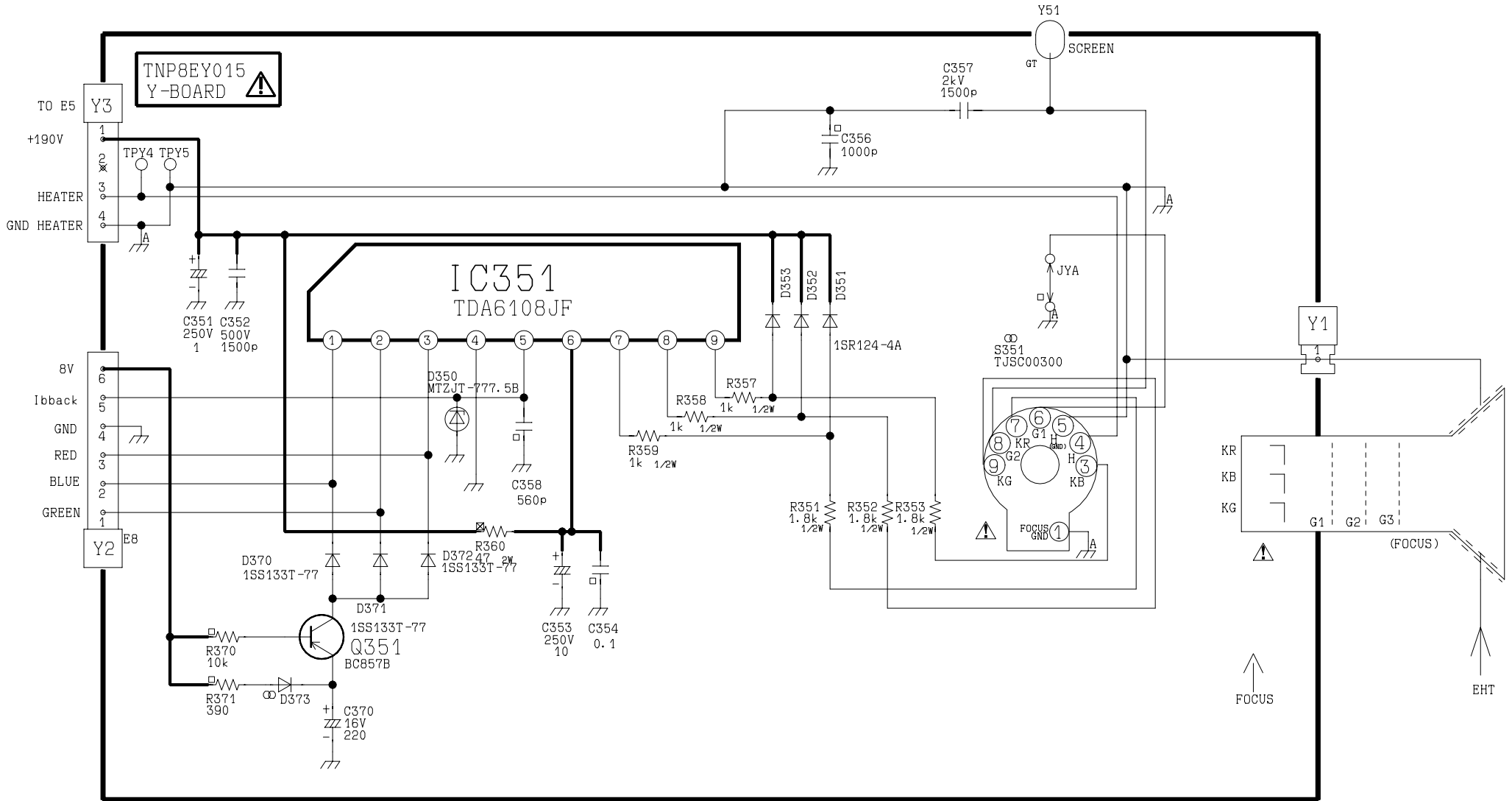
REMARKS

- a. Do not touch the hot part, or the hot and cold parts at the same time, as you are liable to a shock hazard.
- b. Do not short circuit the hot and cold circuits as electrical components may be damaged.
- c. Do not connect an instrument, such as an oscilloscope, to the hot and cold circuits simultaneously as this may cause fuse failure. Connect the earth of the instruments to the earth connection of the circuit being measured.
- d. Make sure to disconnect the power plug before removing the chassis.

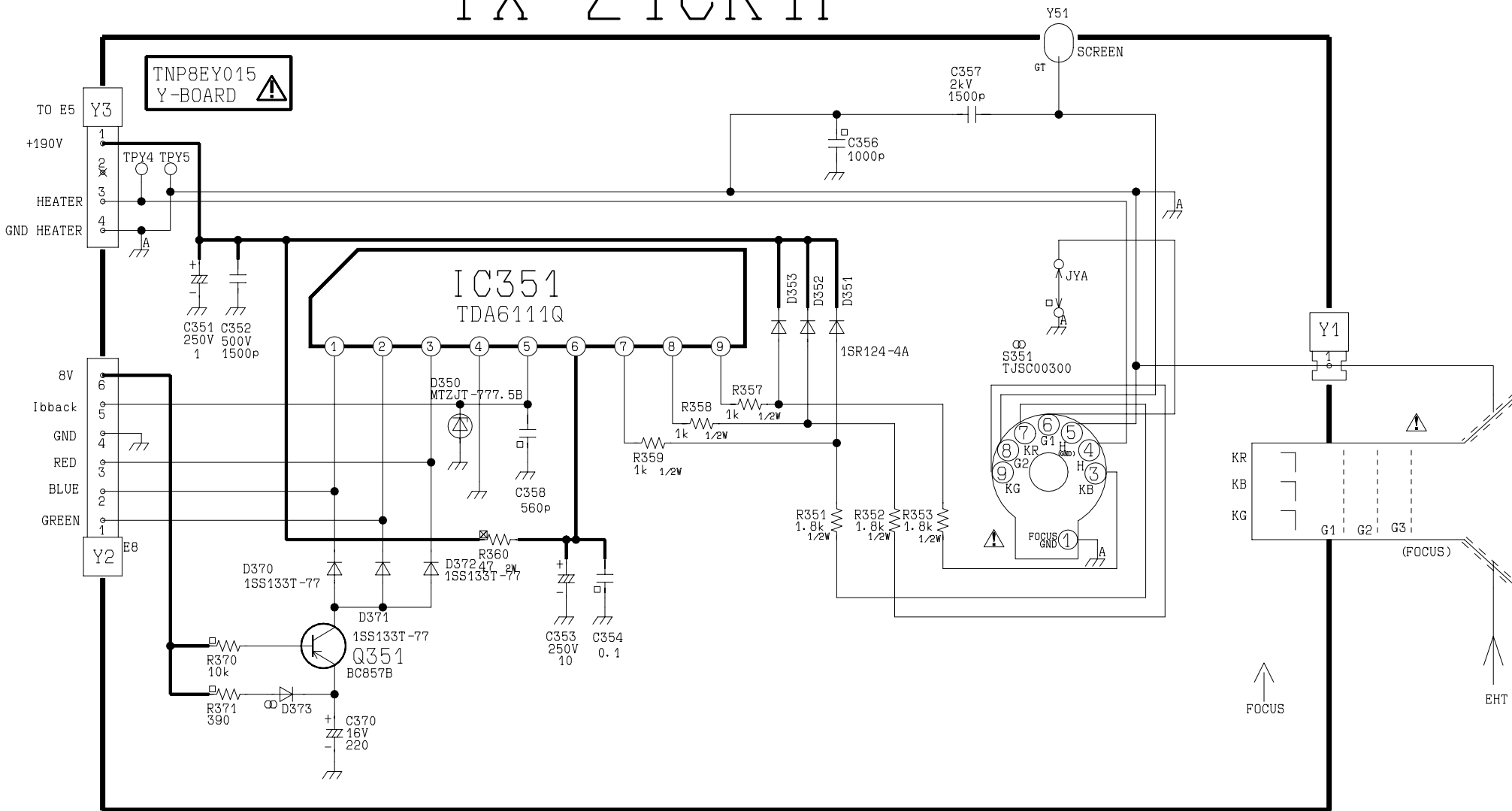
NOTE

1. The Power Supply Circuit contains a circuit area, which uses a separate power supply to isolate the earth connection. The circuit is defined by HOT and COLD indications in the schematic diagram. All circuits, except the Power Circuit, are COLD.

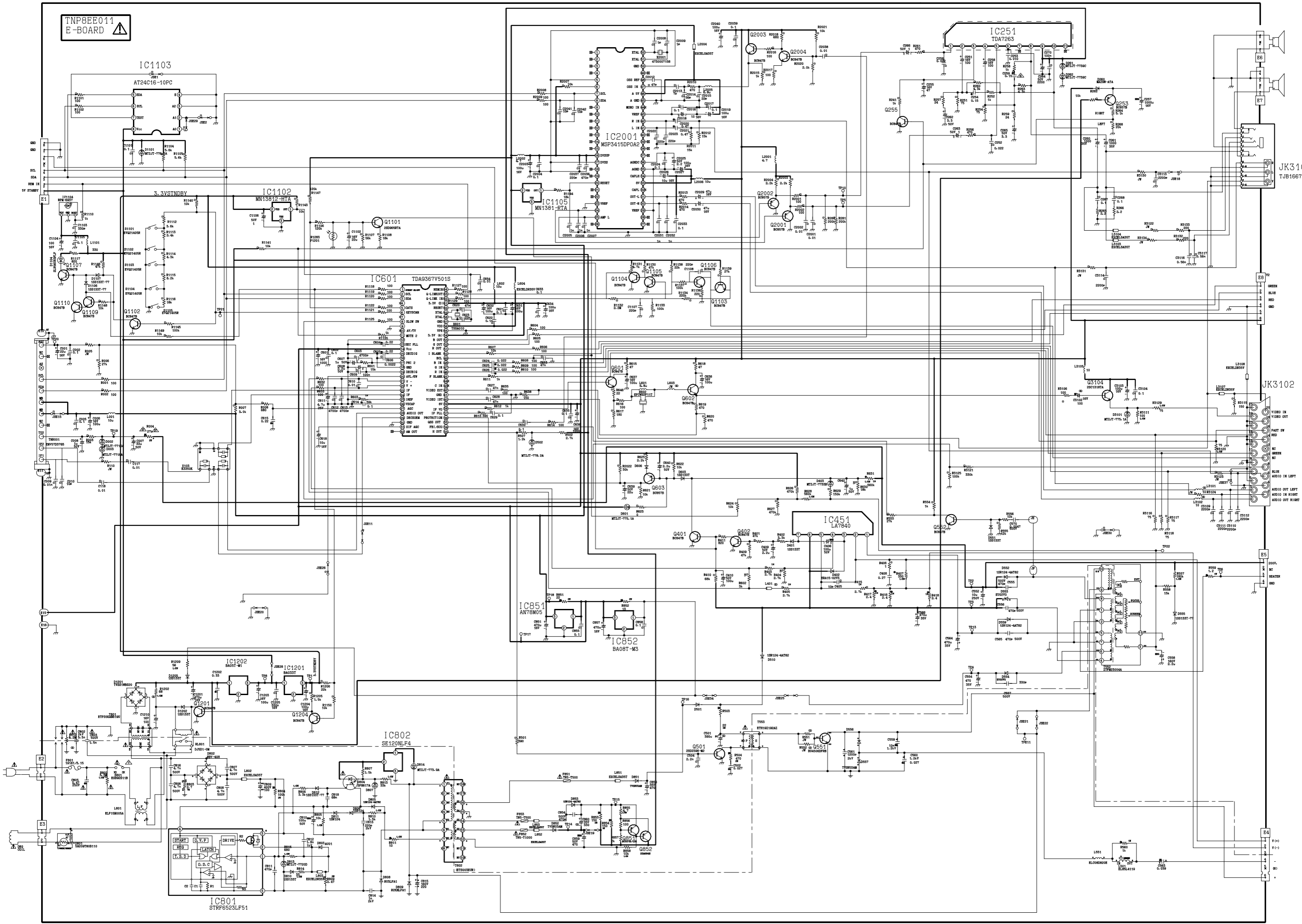
TX-28CK1P, TX-25CK1P



TX-21CK1P



TNP8EE011
E-BOARD



JK3101
TJB16673

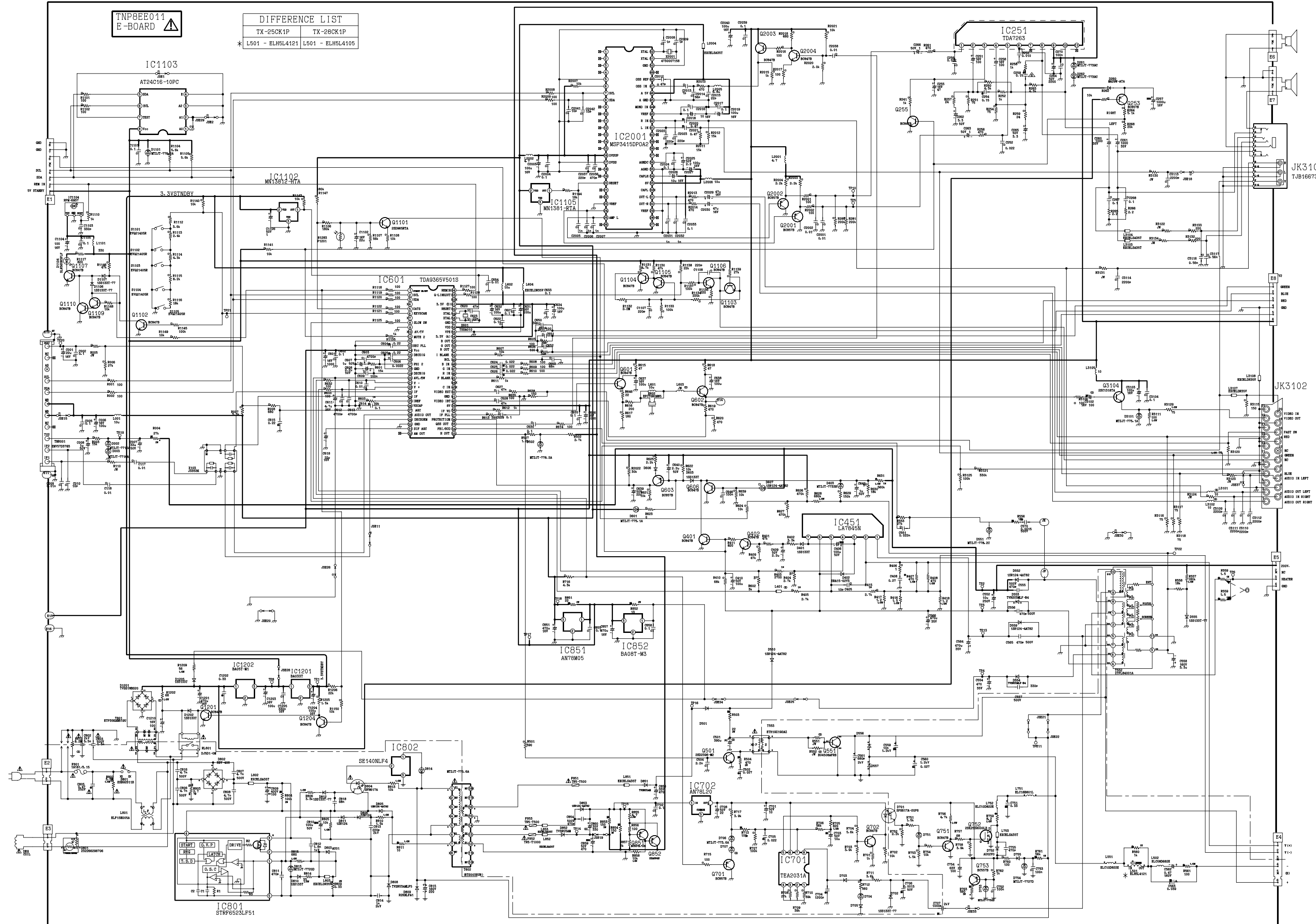
JK3102

E4
V(+)
V(-)
GND

TX-25CK1P, 28CK1P

TNP8EE011
E-BOARD

| DIFFERENCE LIST | |
|--------------------|------------------|
| TX-25CK1P | TX-28CK1P |
| * L501 - ELH5L4121 | L501 - ELH5L4105 |



JK3101
TJB16673

JK3102

E5
DOV.
NC
HEATER
GND

E4
V(+)
GND