

High-Voltage Rectifier Diodes

Parameter Type No.	Absolute Maximum Ratings					Electrical Characteristics (Ta = 25)						Others																																														
	V _{RM} (kV)	I _{R(AV)} (mA)	I _{FSM} (A) 50Hz Half-cycle Sinewave Single Shot	T _c ()	T _{stg} ()	V _F (V)		I _R (μA) V _R = V _{RM} max	I _{R(H)} (μA) V _R = V _{RM} Ta = 100 max	t _{rr} (μs)		Mass (g)	Fig.	Remarks																																												
						max	I _F (mA)			I _F /I _{RP} (mA)	Ta = 100																																															
SHV-02	2	2.0 TV high voltage rectifier Capacitive load	0.3	100	- 40 to + 120	10	1	3	0.18	10/10	-	0.15	A	For general FBT																																												
SHV-03S	3														0.5	100	- 40 to + 120	10	1	3	0.18	10/10	-	0.16	B																																	
SHV-03	3																									0.5	100	- 40 to + 120	10	1	3	0.18	10/10	-	0.32	C																						
SHV-10	10																																				0.5	100	- 40 to + 120	10	1	3	0.18	10/10	-	0.32	D											
SHV-12	12																																															0.5	100	- 40 to + 120	10	1	3	0.18	10/10	-	0.32	E
SHV-14	14																																																									
SHV-16	16														0.5	100	- 40 to + 120	10	1	3	0.18	10/10	-	0.32	G																																	
SHV-20	20																									0.5	100	- 40 to + 120	10	1	3	0.18	10/10	-	0.32	H																						
SHV-24	24														0.5	100	- 40 to + 120	10	1	3	0.18	10/10	-	0.32	I																																	
SHV-06NK	6																									0.5	100	- 40 to + 120	10	1	3	0.18	10/10	-	0.2	C																						
SHV-08NK	8		0.5	100	- 40 to + 120	10	1	3	0.18	10/10	-	0.32	E																																													
SHV-10K	10													0.5	100	- 40 to + 120	10	1	3	0.18	10/10	-	0.32	E																																		
SHV-12K	12		0.5	100	- 40 to + 120	10	1	3	0.18	10/10	-	0.32	E																																													
SHV-06UNK	6													0.5	100	- 40 to + 120	10	1	3	0.15	10/10	0.30	0.2	C																																		
SHV-08UNK	8		0.5	100	- 40 to + 120	10	1	3	0.15	10/10	0.30	0.3	E																																													
SHV-10UK	10													0.5	100	- 40 to + 120	10	1	3	0.15	10/10	0.30	0.3	E																																		
SHV-12UK	12		0.5	100	- 40 to + 120	10	1	3	0.15	10/10	0.30	0.3	E																																													
SHV-16UK	16													0.5	100	- 40 to + 120	10	1	3	0.15	10/10	0.30	0.3	E																																		
SHV-08DN	8		0.5	100	- 40 to + 120	10	1	3	0.15	10/10	0.20	0.2	C																																													
SHV-12DN	12													0.5	100	- 40 to + 120	10	1	3	0.15	10/10	0.20	0.3	D																																		
HVR-1X-40B	9	20	60 (Ta)	- 40 to + 130	9	350	10	V _Z = 9.5 to 15kV	-	-	3.67	G	For Microwave Oven																																													
UX-C2B	8	15	- 30 to + 130	13.5	350	10	V _Z = 8.5kV min.	0.1	100/100					H	For Inverter-type Microwave Oven																																											

Type No.	External Dimensions (Unit: mm)	Marking (Cathode Mark)	
		Pattern	Color
SHV-02	Fig. A 		White
SHV-03S			Red
SHV-03	Fig. B 		White
SHV-06NK	Fig. C 		White
SHV-06UNK			Red
SHV-08NK			White
SHV-08UNK			Red
SHV-08DN			Red
SHV-12DN	Fig. D 		Red

Type No.	External Dimensions (Unit: mm)	Marking (Cathode Mark)	
		Pattern	Color
SHV-10	Fig.Ⓔ 		White
SHV-10K			
SHV-10UK			White
SHV-12			
SHV-12K			Red
SHV-12UK			
SHV-14			White
SHV-16		Fig.Ⓕ 	
SHV-16UK			Red
SHV-20			White
SHV-24			

The SHV series of diodes have been miniaturized by resin on the assumption for remolding. Measures against creeping discharge and humidity stress must be taken when using these diodes.
 The taping specifications of the SHV series differ from ordinary diodes. (P.10)

SHV series

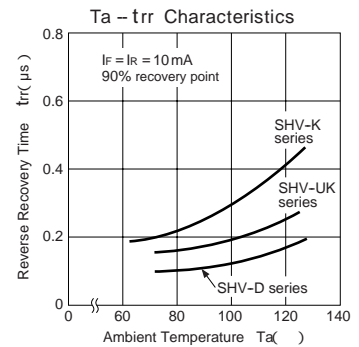
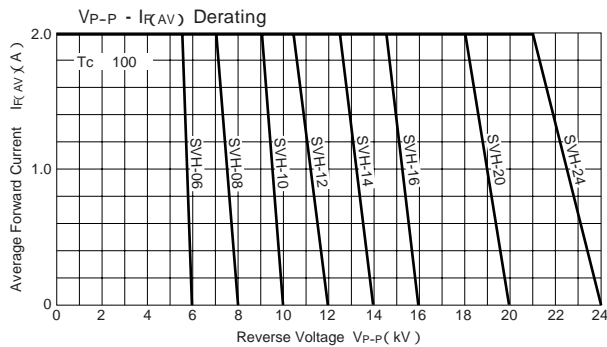


Fig.Ⓒ

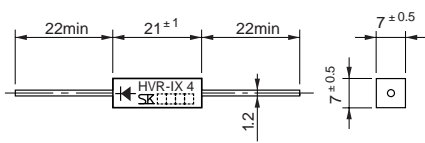


Fig.Ⓓ

