

Description

The A4558 is a monolithic Integrated Circuit designed for dual operational amplifier.

Features

- Power consumption as small as about 50mW (typ.)
- Built-in output short-circuit protecting circuit.
- Internal phase consumption type.
- No latch-up
- Wide same phase mode and differential voltage ranges
- High gain. low noise

Applications

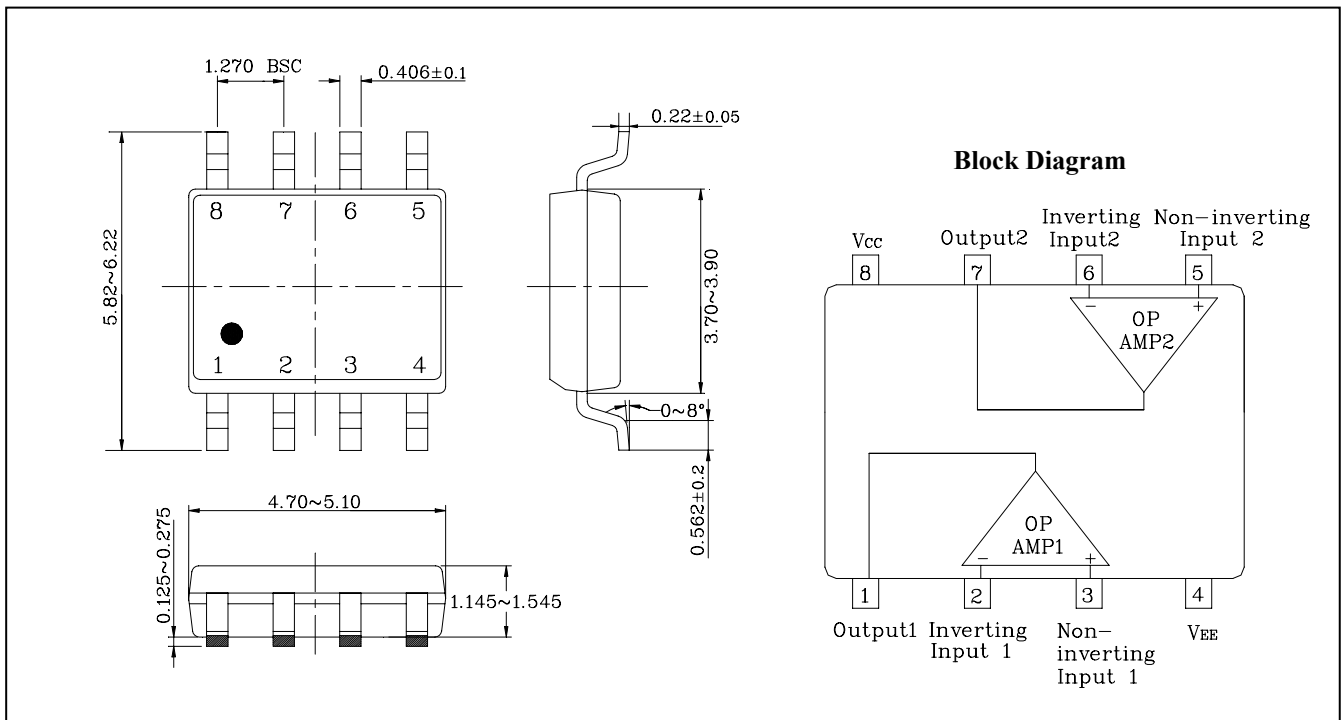
- Active filters
- Audio amplifiers
- VCOs
- Other electronic circuits

Ordering Information

Type NO.	Marking	Package Code
A4558	A4558	SOP-8

Outline Dimensions

unit : mm



Absolute maximum ratings

Characteristic	Symbol	Ratings	Unit
Supply voltage	V_{CC}	20 or ± 10	V
Differential input voltage	V_{IND}	20	V
Input voltage	V_{IN}	± 10	V
Power Dissipation	P_D	300	mW
Operating temperature	T_{opr}	-45 ~ +85	°C
Storage temperature	T_{stg}	-55 ~ +150	°C

Electrical Characteristics

(Unless otherwise specified. $V_{CC} = +5V$, $V_{EE} = -5V$ and $T_a = 25\text{ °C}$)

Parameter	Symbol	Test Conditions	Min.	Typ.	Max.	Unit
Input Offset Voltage	V_{IOS}	$R_g \leq 10\text{ k}\Omega$	0	0.5	6	mV
Input Offset Current	I_{IOS}	-	-	5	200	nA
Input Bias Current	I_{IB}	-	-	60	500	nA
Input Common Mode Voltage Range	V_{ICR}	-	± 5	± 7	-	V
Maximum Output Voltage	V_{OM}	$R_L = 10\text{ k}\Omega$	± 2.9	± 3.4	-	V
		$R_L = 2\text{ k}\Omega$	± 2.7	± 3.2	-	V
Common Mode Rejection Ratio	CMRR	$R_g \leq 10\text{ k}\Omega$	70	90	-	dB
Power Supply Rejection Ratio	PSRR	$R_g \leq 10\text{ k}\Omega$	-	30	150	uV/V
Supply Current	I_{CC}	-	-	3	6	mA
Slew Rate	SR	$R_L \geq 2\text{ k}\Omega$	-	2	-	V/us
Unity Gain Cross Frequency	f_T	Open Loop	-	3	-	MHz
Large Signal Voltage Gain	G_V	$V_{CC} = 8V$, $V_{EE} = -8V$, $R_L = 2K$	86	100	-	dB
Output Sink Current	I_{SINK}	-	15	25	-	mA
Output Source Current	I_{SOURCE}	-	15	25	-	mA

Electrical Characteristic Curves

Fig. 1 G_v -f

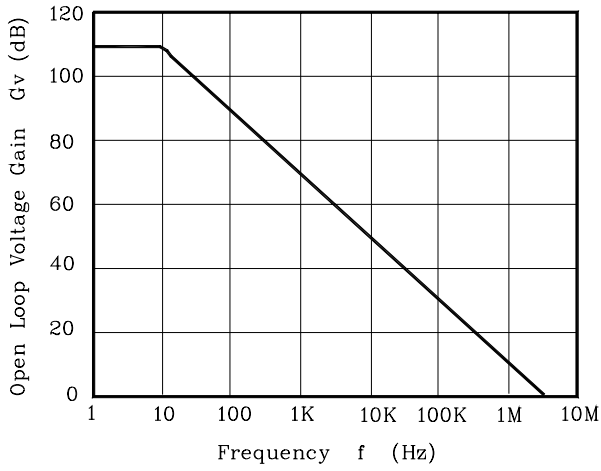


Fig. 2 V_{OPP} -f

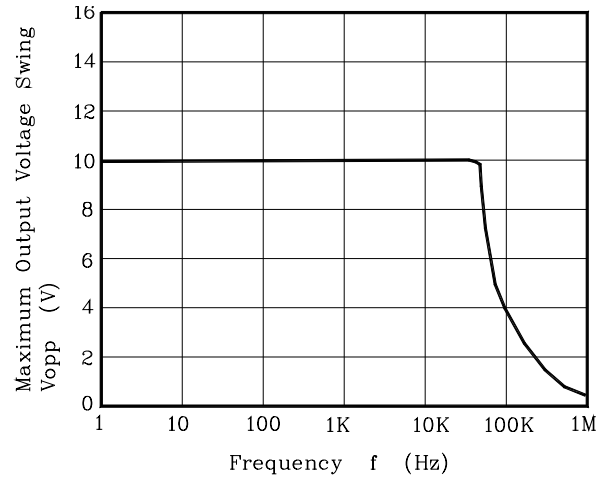


Fig. 3 I_{IB} - T_a

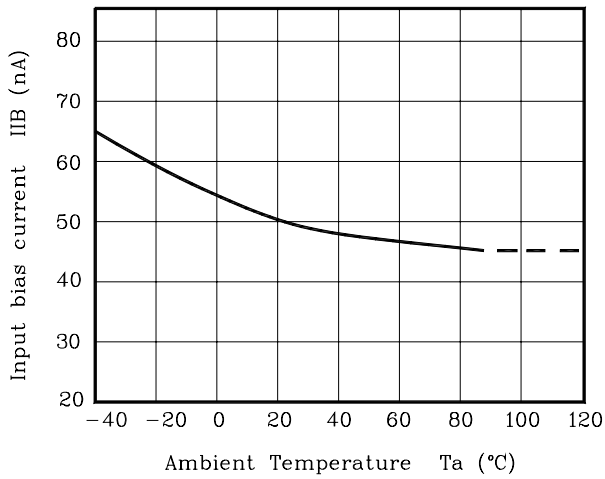
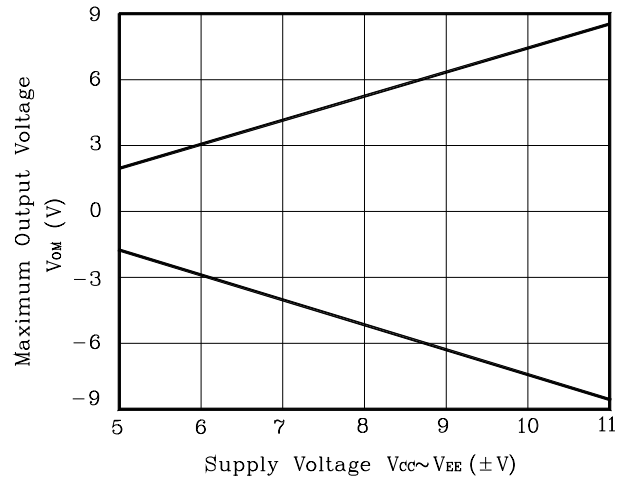


Fig. 4 V_{OM} - V_{CC} , V_{EE}



These AUK products are intended for usage in general electronic equipments(Office and communication equipment, measuring equipment, domestic electrification, etc.).

Please make sure that you consult with us before you use these AUK products in equipments which require high quality and/or reliability, and in equipments which could have major impact to the welfare of human life(atomic energy control, airplane, spaceship, traffic signal, combustion central, all types of safety device, etc.).

AUK cannot accept liability to any damage which may occur in case these AUK products were used in the mentioned equipments without prior consultation with AUK.