

RB441Q-40

PRV : 40 Volts
I_o : 100 mA

FEATURES :

- * Silicon epitaxial planar
- * Low forward voltage
- * Small pitch enables insertion on PCBs.
- * Glass sealed envelop for high reliability
- * **Pb / RoHS Free**

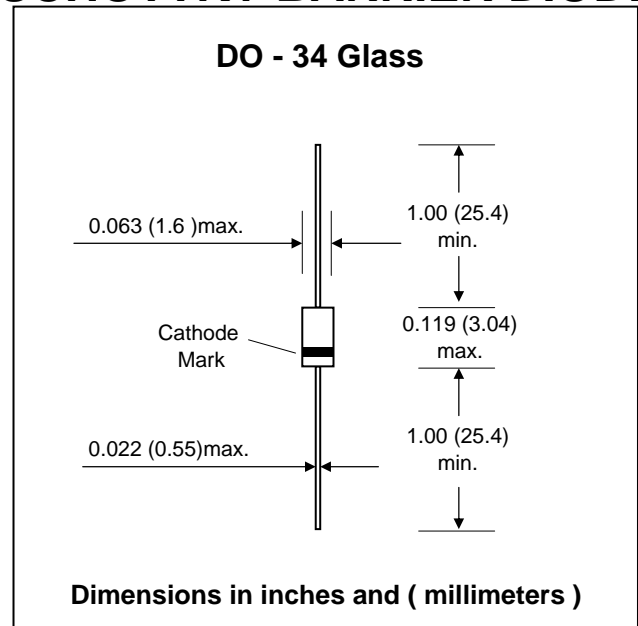
APPLICATIONS :

- * Low current rectification

MECHANICAL DATA :

- * **Case:** DO-34 Glass Case
- * **Weight:** approx. 0.11g

SCHOTTKY BARRIER DIODE



Maximum Ratings and Thermal Characteristics (T_a = 25 °C)

Parameter	Symbol	VALUE	Unit
Maximum DC Reverse Voltage	V _R	40	V
Maximum Peak Reverse Voltage	V _{RM}	40	V
Maximum Forward Current	I _F	100	mA
Maximum Peak Forward Surge Current	I _{FSM}	1.0	A
Junction Temperature	T _J	125	°C
Storage temperature range	T _{STG}	-40 to + 125	°C

Electrical Characteristics (T_a = 25 °C)

Parameter	Symbol	Test Condition	Min	Typ	Max	Unit
Reverse Current	I _R	V _R = 40 V	-	-	100	μA
Forward Voltage	V _F	I _F = 10 mA	-	-	0.34	V
		I _F = 100 mA	-	-	0.55	V
Capacitance between terminals	C _T	V _R = 10 V, f = 1MHz	-	6.0	-	pF

RATING AND CHARACTERISTIC CURVES (RB441Q-40)

FIG.1 - DERATING CURVE

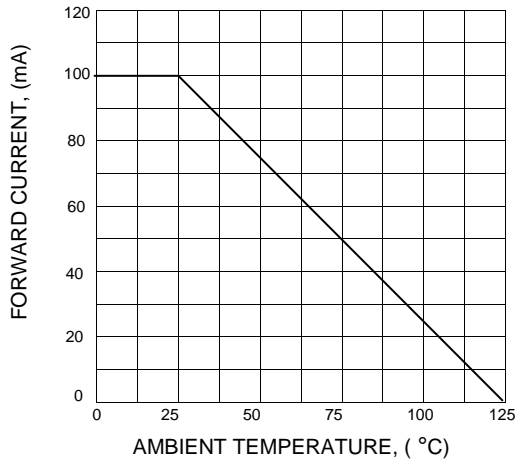


FIG.2 - CAPACITANCE BETWEEN TERMINALS CHARACTERISTICS

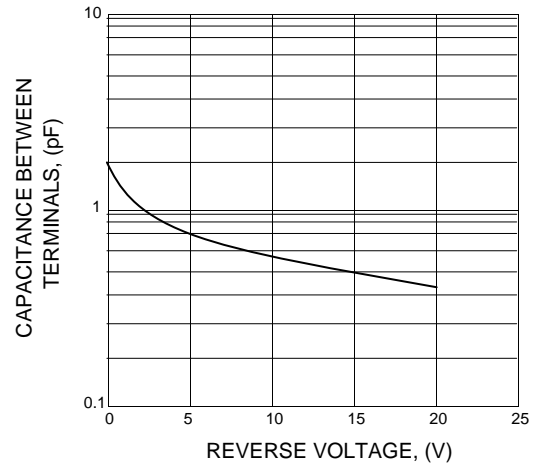


FIG.3 - TYPICAL FORWARD CHARACTERISTICS

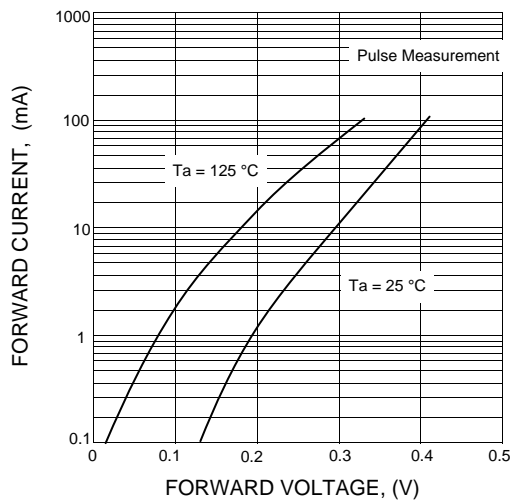


FIG. 4 - TYPICAL REVERSE CHARACTERISTICS

