

# Getting started

## Remote control TV functions






Most of your television's functions are available via the menus that appear on the screen. The remote control supplied with your set can be used to navigate through the menus and to configure all the general settings. This page contains the description of the remote control.

	<p> Standby / quit standby.</p> <p><b>DVD</b> To access DVD mode.</p> <p><b>VCR</b> To access VCR mode.</p> <p><b>TV</b> To access TV mode. Press this button to control the television.</p> <p><b>Light</b> To provide information: - it lights up when you press a button - it indicates the status when the remote control is being programmed (see page 10) - if the batteries are run down, it flashes when you press a button.</p> <p> To control the volume. <i>This function is also available in <b>VCR</b> and <b>DVD</b> modes.</i></p> <p> To switch the sound off and back on again.</p> <p><b>RETURN</b> To return to the previous menu or the previous program</p> <p><b>PR+/PR-</b> To change channels</p> <p><b>EXIT</b> To exit a menu</p> <p><b>MENU</b> To access the <b>OVERVIEW</b> menu</p> <p> To select menu options</p> <p> To set functions, change values, enable and disable functions, and to select the picture format (In TV, AV and PC mode)</p> <p><b>OK</b> To confirm a selection.</p> <p><b>Coloured buttons:</b></p> <p><b>PRESETS</b> (<b>red</b> button) picture preset settings</p> <p><b>Zzz/LIST</b> (<b>green</b> button) sleep timer setting</p> <p><b>INFO</b> (<b>yellow</b> button) status information</p> <p><b>GUIDE</b> (<b>blue</b> button) <i>disabled in TV mode</i></p> <p><b>TEXT</b> (<b>purple</b> button) Teletext <i>The coloured buttons can also be used for operating Teletext.</i></p> <p><b>0-9</b> To select a channel by its number. <i>Single digit entry is the default so in the case of channel numbers with two digits, press 0 to display "--", then enter the channel number.</i></p> <p><b>AV</b> To select an appliance connected to an AV socket.</p>
--	--



## Using the remote control for other equipment



The remote control supplied with your set can be used for other equipment, such as video recorders, PC or DVD players. This page provides information concerning the remote control's use with these types of equipment.

	<b>VCR</b>	<b>DVD</b>
<b>VCR</b> <b>DVD</b> 	Press the <b>VCR</b> button  On/Standby	Press the <b>DVD</b> button  On/Standby
<b>MENU</b>     <b>OK</b>	To display the main menu Vertical scrolling in menus Horizontal scrolling in menus To confirm an action	To display the main menu Vertical scrolling in menus Horizontal scrolling in menus To confirm an action
<b>EXIT</b> <b>0-9</b>  <b>PR+/PR-</b> <b>AV</b> <b>REV</b> <b>PLAY</b> <b>FWD</b> <b>STOP</b> <b>PAUSE</b> <b>REC</b>	To close a menu To directly access channels or enter numeric values To change channels To select AV input Rewind Play Fast forward Stop Pause picture Record	To close a menu To enter numeric values or select options in menus  To select Rewind Play Fast forward Stop Pause picture

### Programming the remote control

#### Automatic code search


This method can be used to automatically find the most appropriate code protocol for your appliance.

1. Switch on the appliance you wish to use the remote control with.
2. Press the relevant button for this appliance on the remote control, and while holding this button down, press the  standby button until the remote control light comes on. Release the two buttons.
3. Point the remote control at the appliance and press **PLAY**. Wait until the light stops flashing. If the appliance has not gone into standby mode after five seconds, press the **PLAY** button again to continue the search for the next set of codes. Repeat this operation until the appliance goes into standby mode. There are 20 sets of codes.
4. When the appliance goes into standby mode, press the standby  button on the right up side to switch it on again. Then press the **REV** button to put it back in standby mode, and if necessary, keep pressing until the appliance goes into standby.
5. Press the **STOP** button and hold it down until the remote control light goes off.

**Note:** you can cancel the programming operation at any time by pressing the **EXIT** button.

#### Manual programming

This method involves carrying out a manual search for the code to be used for controlling your other appliances.

1. Switch on the appliance you wish to use the remote control with.
2. Press the relevant button for this appliance on the remote control, and while holding this button down, enter one of the codes relevant to your make of appliance (there is a list of codes at the end of this manual). If the remote control light flashes you have entered the wrong code or it is not possible to program the remote control.
3. Point the remote control at the appliance and press the relevant button (**VCR** or **DVD**). Press the  standby button. If the appliance does not go into standby mode, try another code.


Depending on the year of manufacture and the type of appliance, some functions may not be available.

Certain codes may cover more functions than others. Test the functions you can control and, if appropriate, try other codes.

**Note** here the code(s) which work best.

<b>VCR</b>	<input type="text"/>	<input type="text"/>	<input type="text"/>	<input type="text"/>
<b>DVD</b>	<input type="text"/>	<input type="text"/>	<input type="text"/>	<input type="text"/>

When you **change the remote control's batteries**, remember to **reprogram** it.



## VCR

AIWA	2053, 2061, 2062, 2065, 2072, 2074, 2089, 2094, 2095, 2106, 2107, 2110
AKAI	2021, 2022, 2033, 2034, 2049, 2050, 2054, 2068 2074, 2090, 2095, 2106, 2107, 2110, 2115, 2150
AKURA	2074, 2081
ALBA	2009, 2026, 2042, 2048, 2051, 2054, 2059, 2060, 2062 2065, 2068, 2081, 2087, 2090, 2092, 2093, 2094, 2095
AMBASSADOR	2009, 2068
AMSTRAD	2048, 2057, 2058, 2065, 2081, 2087, 2106, 2119, 2146
ANITECH	2026, 2081
ANSONIC	2066
ASA	2012, 2028, 2072, 2106, 2107, 2110
AUDIOSONIC	2087
AUDIOTOA	2068
BAIRD	2031, 2065, 2074, 2082, 2087, 2111
BANG & OLUFSEN	2175
BLAUPUNKT	2002, 2004, 2008, 2035, 2039, 2044, 2045, 2067, 2071 2083, 2085, 2106, 2107, 2108, 2110, 2128, 2136, 2173
BRANDT	2037, 2055, 2074, 2091, 2098
BRIONVEGA	2172
BROKSONIC	2112, 2114
BSR	2145
BUSH	2026, 2042, 2048, 2051, 2059, 2060, 2062, 2065 2081, 2087, 2088, 2090, 2092, 2093, 2094, 2095
CARREFOUR	2077
CASIO	2065
CATHAY	2087
CGE	2065, 2074, 2106
CIMLINE	2026, 2081
CLATRONIC	2009, 2068, 2081
CONDOR	2009, 2068, 2087
CONTINENTAL EDISON	2111
CROWN	2009, 2026, 2048, 2068, 2081, 2087
CURTIS MATHES	2114
CYRUS	2028
DAEWOO	2009, 2048, 2068, 2077, 2087, 2095, 2151
DANSAI	2026, 2081, 2087
DAYTRON	2087
DECCA	2028, 2065, 2074, 2080
DENON	2015, 2103
DUAL	2065, 2074, 2087, 2111
DUMONT	2028, 2031, 2032, 2065, 2082
ELBE	2013, 2073, 2087
ELCATECH	2026, 2081
ELIN	2086
ELTA	2081, 2087
EMERSON	2077, 2081, 2112
ESC	2047, 2048, 2068, 2086, 2087
EUROPHON	2068
FERGUSON	2029, 2055, 2065, 2074, 2091, 2098, 2159, 2160, 2162
FIDELITY	2065, 2081
FINLANDIA	2028, 2031, 2065, 2075, 2079, 2082
FINLUX	2015, 2028, 2031, 2032, 2065, 2075, 2082, 2106, 2107, 2110, 2155, 2165
FIRSTLINE	2012, 2016, 2017, 2026, 2042, 2072, 2075, 2076, 2077, 2081, 2088, 2094
FISHER	2018, 2019, 2023, 2031, 2068, 2073, 2078 2082, 2106, 2107, 2110, 2116, 2135
FRONTECH	2009, 2068
FUJITSU	2065
FUNAI	2065, 2106, 2107, 2110, 2145
GBC	2068
GE	2114
GEC	2028
GENEXXA	2082
GO VIDEO	2114
GOLDHAND	2026, 2081

GOLDSTAR	2012, 2043, 2065, 2072, 2106, 2107, 2110, 2112, 2114, 2167
GOODMANS	2009, 2012, 2024, 2026, 2048, 2065, 2068 2072, 2081, 2086, 2087, 2088, 2094, 2173
GRAETZ	2031, 2047, 2074, 2082, 2086, 2169, 2172
GRANADA	2018, 2028, 2031, 2065, 2067, 2072, 2075, 2079, 2082, 2086, 2171
GRANDIN	2012, 2026, 2065, 2068, 2072, 2081, 2087, 2151
GRUNDIG	2002, 2004, 2005, 2008, 2026, 2028, 2039, 2041, 2044, 2051, 2067 2085, 2091, 2106, 2107, 2110, 2130, 2136, 2138, 2139, 2144, 2173
HANSEATIC	2012, 2072, 2087
HARWOOD	2081
HCM	2026, 2051, 2081
HINARI	2003, 2026, 2047, 2051, 2062, 2066, 2074, 2081, 2087, 2088, 2095
HISAWA	2095, 2123
HITACHI	2003, 2015, 2032, 2036, 2046, 2047, 2065, 2066, 2074 2075, 2082, 2086, 2103, 2106, 2107, 2110, 2132, 2142
IMPERIAL	2065, 2086, 2106
INGERSOL	2003, 2066, 2086
INNO HIT	2068, 2081, 2086, 2087
INTERBUY	2072, 2081
INTERFUNK	2028, 2082
INTERVISION	2065, 2072, 2087, 2094, 2167
IRRADIO	2072, 2081
ITT	2009, 2012, 2018, 2031, 2033, 2047 2048, 2063, 2074, 2082, 2086, 2169, 2172
ITV	2068, 2072, 2087
JBL	2104
JC PENNEY	2103, 2112, 2114
JVC	2006, 2025, 2029, 2040, 2041, 2063, 2074, 2080 2103, 2106, 2107, 2110, 2111, 2118, 2158, 2162
KAISUI	2026, 2081
KENDO	2033, 2042, 2061, 2072, 2081, 2090, 2094
KENWOOD	2074
KNEISSEL	2094, 2095
KUBA	2078
LENCO	2048
LG	2065, 2072
LOEWE	2003, 2004, 2012, 2028, 2035
LOEWE OPTA	2066, 2067, 2072, 2083, 2097, 2108, 2126, 2136, 2167
LOGIK	2003, 2047, 2066, 2081, 2086
LUMATRON	2087
LUXOR	2016, 2018, 2020, 2024, 2031, 2033, 2076, 2078 2079, 2081, 2082, 2106, 2107, 2110, 2137, 2153
M ELECTRONIC	2013, 2065, 2072
MARANTZ	2002, 2004, 2024, 2028, 2067, 2073, 2136, 2170
MATSUI	2003, 2011, 2030, 2038, 2042, 2061, 2062, 2065 2066, 2072, 2086, 2094, 2095, 2119, 2121, 2168
MEDION	2094
M-ELECTRONIC	2065, 2072, 2073
MEMOREX	2012, 2018, 2031, 2065, 2072, 2078, 2079, 2082, 2103, 2112
METZ	2002, 2004, 2012, 2035, 2039, 2045, 2067 2083, 2085, 2097, 2136, 2138, 2144
MGN	2114
MIGROS	2065
MINERVA	2004, 2008, 2039, 2085, 2138, 2144
MINOLTA	2103
MITSUBISHI	2016, 2025, 2027, 2028, 2076, 2080 2106, 2107, 2110, 2112, 2127, 2157
MULTITECH	2026, 2065, 2068, 2081, 2082
MURPHY	2065
NATIONAL	2083
NEC	2013, 2014, 2025, 2073, 2074, 2080, 2111, 2112, 2134
NECKERMANN	2028, 2067, 2074, 2111, 2136, 2172
NESCO	2026, 2065, 2081, 2095
NIKKAI	2068, 2081, 2087

# Codes



NOKIA	2018, 2031, 2033, 2047, 2074, 2075, 2079 2082, 2086, 2087, 2090, 2137, 2153, 2172
NORDMENDE	2052, 2055, 2063, 2074, 2084, 2091, 2099, 2106 2107, 2110, 2111, 2118, 2159, 2162, 2163
OCEANIC	2065, 2074, 2079, 2082
OKANO	2054, 2061, 2081, 2087, 2090, 2094
OPTIMUS	2112, 2113
ORION	2003, 2011, 2030, 2042, 2059, 2060, 2061, 2062, 2066, 2092 2093, 2094, 2095, 2112, 2120, 2123, 2145, 2148, 2149
ORSON	2065
OSAKI	2012, 2026, 2065, 2072, 2081
OSUME	2088
OTAKE	2092, 2093
OTTO VERSAND	2028, 2144
PALLADIUM	2004, 2012, 2026, 2066, 2067, 2072, 2074, 2081, 2086, 2090
PANASONIC	2035, 2044, 2045, 2083, 2097, 2106, 2107, 2108 2110, 2112, 2124, 2126, 2128, 2131, 2147, 2156
PATHE CINEMA	2011, 2066, 2076
PATHE MARCONI	2074, 2111
PENTAX	2015, 2032, 2103
PERDIO	2065
PHILCO	2013, 2073, 2081, 2103
PHILIPS	2028, 2063, 2067, 2106, 2107, 2110, 2136, 2170, 2173, 2174
PHONOLA	2028
PIONEER	2025, 2028, 2046, 2075, 2080, 2106, 2107, 2110, 2113, 2161
PORTLAND	2009, 2068, 2087
PRINZ	2065
PROFEX	2056
PROFI-TRONIC	2086
PROLINE	2051, 2065, 2088
PYE	2028
QUASAR	2112
QUELLE	2028, 2067, 2106, 2107, 2110, 2136, 2138, 2139, 2144, 2172
RADIO SHACK	2112
RADIOLA	2028, 2108
RCA	2103, 2113, 2114
REALISTIC	2112, 2114
REX	2063, 2074, 2111, 2118
RFT	2068, 2081, 2173
ROADSTAR	2012, 2026, 2047, 2048, 2072, 2081, 2086, 2087
SABA	2040, 2041, 2052, 2055, 2063, 2074, 2091, 2106, 2107, 2110, 2111, 2118
SAISHO	2003, 2011, 2030, 2038, 2042, 2066, 2094, 2119
SALORA	2016, 2018, 2033, 2076, 2082, 2106, 2107, 2110, 2137, 2171
SAMSUNG	2047, 2064, 2086, 2096, 2114, 2133, 2152, 2154
SANSUI	2025
SANWA	2066
SANYO	2018, 2031, 2078, 2079, 2082, 2106, 2107, 2110, 2137
SBR	2028, 2170
SCHAUB LORENZ	2031, 2065, 2074, 2082, 2169, 2172
SCHNEIDER	2026, 2028, 2065, 2072, 2081, 2086, 2087, 2106, 2107, 2110
SCOTT	2112
SEARS	2103, 2112
SEG	2047, 2056, 2081, 2086, 2087
SEI	2003, 2028
SEI-SINUDYNE	2066, 2145
SELECO	2068, 2072, 2074, 2111, 2118
SENTRA	2009, 2068, 2081, 2088
SHARP	2020, 2024, 2079, 2106, 2107, 2108, 2110, 2122
SHINTOM	2026, 2031, 2081, 2082
SHIVAKI	2072
SHORAI	2003, 2066
SIEMENS	2002, 2004, 2008, 2012, 2023, 2028, 2031, 2039 2067, 2072, 2082, 2085, 2136, 2138, 2144, 2170
SINGER	2017

SINUDYNE	2003, 2028, 2066
SOLAVOX	2009
SONITRON	2078
SONOKO	2087, 2151
SONOLOR	2018, 2024, 2079
SONTEC	2012, 2072
SONY	2007, 2010, 2069, 2070, 2071, 2101, 2102 2104, 2117, 2125, 2141, 2142, 2143
STARLITE	2072, 2082
STERN	2087
SUNKAI	2061, 2094
SUNSTAR	2065
SUNTRONIC	2065
SUPRA	2072, 2086
SYMPHONIC	2065, 2081
TANDBERG	2087
TASHIKO	2065, 2072, 2079, 2086
TATUNG	2028, 2065, 2074, 2076, 2079
TEAC	2065, 2074, 2087
TEC	2009, 2068, 2081, 2087
TECHNICS	2035, 2044
TELEAVIA	2074
TELEFUNKEN	2037, 2055, 2063, 2074, 2091, 2098, 2100 2106, 2107, 2110, 2111, 2118, 2164
TELETECH	2081, 2087
TENSAI	2056, 2065, 2066, 2072, 2081, 2106
THOMSON	2000, 2001, 2063, 2074, 2091, 2098, 2099 2105, 2109, 2111, 2118, 2159, 2162
THORN	2011, 2029, 2031, 2072, 2074, 2082, 2111, 2118, 2166
TOSHIBA	2016, 2017, 2028, 2063, 2074, 2076, 2077, 2111, 2119, 2129
TOWADA	2056, 2081, 2140
UHER	2047, 2072, 2086, 2111, 2172
ULTRAVOX	2021, 2087, 2172
UNITECH	2086
UNIVERSUM	2004, 2008, 2012, 2021, 2028, 2033, 2039, 2047 2057, 2065, 2067, 2072, 2085, 2086, 2094
WARDS	2112, 2114
WHITE WESTINGHOUSE	2172
YOKO	2009, 2047, 2068, 2072, 2081, 2086

## DVD

AKAI	3006
DENON	3002, 3009
JVC	3016
KENWOOD	3002, 3005, 3014
MAGNAVOX	3010
MICROMEGA	3021
MITSUBISHI	3011
ONKYO	3010
OPTIMUS	3020
PANASONIC	3002, 3009
PHILIPS	3010, 3018, 3021
PIONEER	3020, 3022
X-BOX	3012
SAMSUNG	3017
SONY	3004, 3013
TECHNICS	3009
THOMSON	3000, 3001, 3015, 3019, 3012
TOSHIBA	3003, 3010
YAMAHA	3009
ZENITH	3010