

**PARTS LIST
FOR
DIAGNOSTIC ULTRASOUND SYSTEM
POWERSVISION 6000
MODEL SSA-370A
(2F730-087E*C)**

TOSHIBA CORPORATION

© TOSHIBA CORPORATION 1998

ALL RIGHTS RESERVED

REVISION RECORD					
REVISION	DATE	REASON /AUTHOR	PAGE CHANGED	APPLICABLE SER. No.	DOCUMENT PRODUCTION
	YEAR MONTH				
INITIAL	'98 May.	EQUIPMENT COMPOSITION No. CLM-16503 GR1 BY NAKAJIMA	-----	XXX2001 	
*A	'98 Oct.	DESIGN CHANGE No. CLM-22931/OTHER GR1 No. KSM30-7205 No. KEM30-4782 BY NAKAJIMA	PAGES MARKED WITH *A ONLY	860XXXX 	
*B.	'99 Sep.	DESIGN CHANGE No. CLM-16500 GR1 No. KSM30-7392 BY Y.GOTOU	PAGES MARKED WITH *B ONLY	960XXXX 	
*C	2000/04	DESIGN CHANGE No. CLM-16500*A GR1 No. KSM30-7459 BY OKUMOTO	PAGES MARKED WITH *C ONLY	054XXXX 	

HOW TO USE THIS PARTS LIST



Please read this explanation carefully.

This parts list is for use in servicing Toshiba Medical Equipment.

Parts and components of the equipment are shown in the illustrations and described in the parts list. Standard parts, such as screws which are used universally in Toshiba Medical Equipment, are not on this parts list. For such parts, please refer to the separate "LIST OF BASIC MECHANICAL PARTS" (2F391-001E).

1. HOW TO READ THIS PARTS LIST

- 1.1 **"CONTENTS"** : This section lists equipment composition and the contents of this parts list. Parts marked NB (abbreviation of not breakdown) are not breakdown parts.
- 1.2 The column headings of this parts list are explained below.
 - (1) **"Ref."** : Generally, this column contains information for the verification and retrieval of parts. For example, unit name or applicable product model name, delivery region or PWB number of the PWB assemblies, etc.
 - (2) **"Item No."** : These are identification numbers which are to be used for identifying a part in the illustration on the opposite page.
 - (3) **"Part No."** : This is the part number used by Toshiba. This part number is essential for parts ordering.
 - (4) **"G"** : This is the abbreviation of group number. These numbers are used to distinguish between two or more similar types of assembly. When ordering parts or units, be sure to always indicate the "Part No." and "G".
 - (5) **"Part Name"** : This is the unit model name or part name used by Toshiba.
 - (6) **"Q'ty"** : This is the quantity of the part or the unit (subassembly) used in each assembly.
 - (7) **"R"** : A part with a marking in this column is a replacement part needed for maintenance service. The marks are explained below:

R: Rank symbols	Classification	Description
(M) 0: Less than a year 1: Every year 2: Every two years   9: Every nine years	Periodically replaced parts	* Parts requiring periodic replacement. Ex. : Fuses, microswitches, batteries, suction cups, bearings, contactors, and relays
R	Recommended service parts and units	* Parts to be stocked for product maintenance and servicing * Parts that cannot be locally procured because of product safety standards or applicable legal laws and standards * Toshiba (Nasu) original service parts and units * Service parts and units produced by third-party manufacturers and items requiring a long delivery time. Ex. : PWB assemblies, ROMs, lamps, monitors, and procured parts and units (before downsizing)
C	General-purpose disposable parts	* To be stored, stocked and disposed of by the customer. Ex. : Printer cards, recording forms, films and acoustic coupler
L	Extended-use disposable parts	* Limited frequency of use and durability. Parts for which the service life is shorter than the product warranty period. * Procured parts with special warranty conditions Ex. : Wire ropes, belts, lead screws, gears
E	General-purpose service parts and units	* Parts that can be procured (including commercially available parts) * Parts that are acceptable according to the product safety standards or applicable legal laws and standards. Ex. : Sensors, motors, other electric parts, power supply units
(Blank)	Miscellaneous	* Service parts other than those classified as M, R, C, L and E. * If a lower level page number is entered in the LP (LOWER PAGE) column of a parts list, the item is not targeted for servicing.

- (8) **"U.P."** : Indicates parts list pages describing the upper level in the equipment tree configuration.
- (9) **"L.P."** : Indicates parts list pages describing the lower level in the equipment tree configuration.

1.3 The index at the end of the volume indicates the following:

- (1) "PERIODICALLY REPLACED PARTS INDEX" : Parts provided with a service rank symbol refer to the parts list pages and are described in the list.
- "RECOMMENDED SERVICE PARTS INDEX"
- "STANDARD CONSUMABLES INDEX"
- "LONG-TERM CONSUMABLES INDEX"
- "GENERAL-PURPOSE SERVICE PARTS INDEX"
- (2) "PWB ASSY INDEX" : PWB assembly items refer to the parts list pages and are presented in the list.
- (3) "VENDOR PARTS INDEX" : Procured items refer to the parts list pages and are presented in the list.

2. ORDERING SERVICE PARTS

2.1 Required Parts Ordering Information

When ordering a part, be sure to specify the following information so that the order may be processed quickly and correctly.

- (1) **Model of the equipment** : This is the model or type of equipment as indicated on the nameplate. If the model name cannot be found, give a general name and related information. (Example: CAT-250B or Catheterization table)
- (2) **Part number and group number if applicable** : These are given in the "Part No." and "G" columns of the parts list. The part number and group number should be written as follows:

Indication on the parts list				Writing method when ordering	
	Part No.	G		➡	PX25-06520*A Gr1
	PX25-06520*A	1			

- (3) **Part name** : This is given on the parts list. (Example: PWB, DISPLAY)
- (4) **Ordering quantity** : Indicate the quantity and/or unit. (Example: 3 pcs. ; cable, 5 m)
- (5) **Serial number of the equipment** : This is the serial number as indicated on the nameplate. (Example: Ser. No. 5612034)
Entry of the serial number is not essential when ordering spare parts. If the serial number is not specified, parts of the latest revision are supplied.
- (6) **Note** : The Part No. and quantity must be entered in the order sheet. If the serial number of the equipment (Ser. No.) is not specified, the ordered part sometimes cannot be supplied.

Note: Even if commercially available parts and units can be locally procured, parts and units supplied by Toshiba (Nasu) must be used when they are related to safety

2.2 Questions and Comments

Questions and comments regarding parts ordering should be addressed to:

Parts Supply Group, Service Department, Nasu Works, Toshiba Corporation, 1385, Shimoishigami, Otawara-shi, Tochigi-ken, 324-8550, Japan

Phone: 81-0287-26-6226 Fax: 81-0287-26-6347

このパーツリストの使い方

このパーツリストは、当社医用機器のサービスのために作成したものである。

巻頭に記載した「このパーツリストの使い方」をよく読んでから活用すること。

このパーツリストは、装置を構成する部品・ユニットを、図と部品リストで説明してある。なお、当社医用機器に共通的に使用している「ネジ類」は、このパーツリストに記載していない。必要なときは、別冊の“BASIC MECHANICAL PARTS LIST”(2F391-001E)を参照すること。

1. このパーツリストの読み方

1. 1 “CONTENTS” : このパーツリストの目次で、装置の構成と記載ページを表示してある。
記載ページ欄にNB (NOT BREAKDOWN の略) と表示してあるのは、非展開の部品である。
1. 2 部品リストの各項目は、次のことを表示してある。
 - (1) “Ref.” : 部品照合・検索のための情報を表示してある。例えばユニットの名称又は適用製品形名や仕向け地区分、及びPWB組立品の基板番号など。
 - (2) “Item No.” : イラストページに記載した図との、照合番号を表示してある。
 - (3) “Part No.” : 部品番号を表示してある。部品・ユニットを注文するときは、この部品番号を必ず連絡すること。
 - (4) “G” : グループ番号の略である。このグループ番号は一部が相違する何種類かの組立品を、区別するためのものである。
部品・ユニットを注文するときは、“Part No.”と“G”を必ず併記して連絡すること。
 - (5) “Part Name” : ユニットの形式名または、部品名称を表示してある。
 - (6) “Q`ty” : 各組み立てレベルでの、部品・ユニットの使用個数を表示してある。
 - (7) “R” : この欄には、サービスのため交換が可能で、かつ必要となる部品・ユニットを下表のように区分して、ランク記号で表示してある。

R : ランク記号	区 分	説 明
(M) 0 : 1 年未満 1 : 1 年ごと 2 : 2 年ごと S S 9 : 9 年ごと	定期交換部品	・ 定期的な交換を必要とする部品。 例 : ヒューズ、マイクロスイッチ、電池、吸着カップ、コンタクタ、リレー、ベアリング
R	推奨サービス部品・ユニット	・ 製品の保守・サービス上、在庫を推奨する部品。 ・ 製品の安全や法規格対応上、現地調達不可の部品。 ・ 一般的に入手困難な、東芝（ナス）のオリジナル部品。 ・ 部品メーカーへの注文生産品、及び納期が掛かる部品。 例 : PWB 組立品、ROM、ランプ、モニタ、購入品ユニット（ダウンサイジング前）
C	一般消耗部品	・ 得意先で維持・管理する使い捨てにする部品。 例 : プリントカード、記録用紙、フィルム、音響結合剤
L	長期消耗部品	・ 使用頻度・耐久性に限度があり、製品の保証期間より寿命が短い部品。 ・ 購入部品で特殊な保証条件が付いている部品。 例 : ワイヤロープ、リードスクリュー、ギア、ベルト
E	一般サービス部品・ユニット	・ 一般市販品を含む入手の容易な部品。 ・ 製品の安全や法規格対応上、影響がない部品。 例 : センサ、モータ、その他電気部品、電源
(空欄)	その他	・ 上記区分 (M、R、C、L、E) 以外のサービス対象部品。 ・ ただし、部品リストの LP (LOWER PAGE) 欄に、下位レベルのページ番号が表示してあるものは対象外とする。

- (8) "U. P." : 装置のツリー構成において、上位のレベルを記載した、部品リストのページ番号を表示してある。
- (9) "L. P." : 装置のツリー構成において、下位のレベルを記載した、部品リストのページ番号を表示してある。

1. 3 巻末の索引 (INDEX) は次のことを表示してある。

- | | | |
|---|--|--|
| (1) "PERIODICALLY REPLACED PARTS INDEX" | : 定期交換部品 | サービスランク記号がついた部品を、部品リストのページ番号と対応させ、一覧にして表示してある。 |
| "RECOMMENDED SERVICE PARTS INDEX" | : 推奨サービス部品 | |
| "STANDARD CONSUMABLES INDEX" | : 一般消耗部品 | |
| "LONG -TERM CONSUMABLES INDEX" | : 長期消耗部品 | |
| "GENERAL-PURPOSE SERVICE PARTS INDEX" | : 一般サービス部品 | |
| (2) "PWB ASSY INDEX" | : PWB 組立品を部品リストのページ番号と対応させ一覧にして表示してある。 | |
| (3) "VENDOR PARTS INDEX" | : 購入部品を部品リストのページ番号と対応させ、一覧にして表示してある。 | |

2. サービス部品の注文方法

2. 1 注文するとき記載が必要な事項

正確で迅速にサービス部品を供給するため、下記の事項を明記して注文すること。

- (1) 機種名 : 装置銘板に Model 又は Type と表示のある名称を記載すること。表示のない場合は一般的名称を記載すること。[例 : Model、CAT-250B またはカーテル寝台]
- (2) Part No. と G : 部品番号は、次のように Part No. と G (グループ番号) の両方を記載すること。グループ番号のないものは記載不要。

パーツリストの表示				注文時の記載方法
	Part No.	G		
	PX25-06520*A	1		PX25-06520*A Gr1

- (3) Part name : 部品リストの表示通り記載すること。
[例 : PWB、DISPLAY]
- (4) 注文数量 : 必要な個数を記載すること。
- (5) 製造番号 : 装置銘板に刻印してある製造番号 (Ser. No.) を記載すること。
[例 : Ser. No. A5612034]
ただし、スペアパーツとして注文するときは、製造番号の記載は不要。
この場合、最新レビジョンの部品が供給される。
- (6) 注意 : 注文書の部品番号や個数を明瞭に記載すること。
(5)の製造番号を記載していないと、供給できない場合がある。

注意 : 市販されている部品・ユニットを現地で入手できる場合でも、安全や性能に関わる重要な部品・ユニットは、東芝 (ナス) に注文し東芝からの供給品を使うこと。

2. 2 部品の注文に関する問い合わせは、下記に連絡すること。

〒324-8550

栃木県大田原市下石上 1385 番

株式会社 東芝 那須工場

サービス部 サービス部品担当

TEL. (0287) 26-6226

FAX. (0287) 26-6347

CONTENTS

2F730-087E*C

No.	Part No.	G	Part Name	Page
	CLM-16500*A	1	SSA-370A SERIES -----	1
1	CLM-23432*D	1	SSA-370A/A4 -----	3
1. 1	CLM-23185*A	1	UJUR-375A -----	5
1. 1. 1	CLM-22941*A	1	UJUR-372A -----	7
- 1	PM30-27504*D	1	REF UNIT -----	9
- 2	PM30-27440*C	1	REF-UNIT-MECHA -----	11
- 3	PM30-27538	1	CABLE ASSY -----	13
- 4	CM30-27539*B	1	CABLE ASSY -----	15
- 5	CM30-27540*B	1	CABLE ASSY -----	17
- 6	CM30-27541*A	1	CABLE ASSY -----	19
- 7	CM30-27542*B	1	CABLE ASSY -----	NB
- 8	CM30-27543*B	1	CABLE ASSY -----	NB
- 9	PM30-21542*E	3	REF-ACCESSORY -----	21
1. 1. 2	CLM-22942*B	1	UINF-370A -----	23
- 1	PM30-26876*F	1	REF/NF -----	NB
1. 2	CLM-23014*A	1	UZRI-370A -----	25
1. 2. 1	PM30-27475*E	1	RACK-ASSY -----	27
1. 2. 2	CLM-22986*A	1	UZCA-026A -----	29
- 1	CLM-22983*B	1	UZCA-023A -----	31
- 2	CLM-22981*A	1	UZCA-021A -----	33
1. 2. 3	CLM-22987*A	1	UZCA-027A -----	35
- 1	CLM-22457	1	UZCA014A -----	37
- 2	CLM-22981*A	1	UZCA-021A -----	33
1. 2. 4	CLM-22988*A	1	UZCA-028A -----	39
- 1	CLM-22984*A	1	UZCA-024A -----	41
- 2	CLM-22981*A	1	UZCA-021A -----	33
1. 3	CLM-22934*B	1	UZCK-370A -----	43
1. 4	CLM-23082*A	1	UIMO-370A -----	45
1. 4. 1	PM30-28259*C	1	MO-ASSY -----	47

CONTENTS

2F730-087E*C

No.	Part No.	G	Part Name	Page
1. 4. 1-	1	1	DRIVE-ASSY	49
-	2	1	MO-MECHA	51
-	3	1	MOD FAN ASSY	53
-	4	4	CABLE ASSY	NB
-	5	1	CABLE ASSY	NB
-	6	1	CABLE ASSY	55
1. 5	CLM-22972*A	1	USTD-370A	57
1. 6	CLM-23186*A	1	UITE-371A	59
1. 6. 1	CLM-22948*A	1	UITE-370A	61
-	1	1	A-DISP	NB
1. 6. 2	CLM-22949*A	1	UITC-370A	63
-	1	1	ADAPTOR, PROBE	65
-	2	1	CASE ASSY	67
1. 7	CLM-22944*B	1	UIPS-370A	69
1. 7. 1	PM30-28018*G	2	PBSEL	NB
1. 8	CLM-22952*B	1	UIFD-001A	71
1. 8. 1	PM30-27385*C	1	FDD ASSY	73
1. 8. 2	CM30-27410*A	1	CABLE ASSY	NB
1. 9	CLM-23319*B	1	UITH-370A	75
1. 9. 1	PM30-28383*G	1	PULSER-H	NB
1.10	CLM-23382	1	UIAM-370A/A1	77
1.10. 1	PM30-28251*A	1	DOP-ADAP	NB
1.11	CLM-23384*A	1	UICW-372A	79
1.11. 1	PM30-28389*D	2	CW-T&R	81
-	1	2	CW-RECEIVER	NB
-	2	1	CWECHO	NB
1.11. 2	PM30-28385*B	1	PULECHO	NB
1.11. 3	PM30-28520*A	1	CW-PARTS	83
-	1	1	GND-CABLE 1	NB
-	2	1	GND-CABLE 2	NB

CONTENTS

2F730-087E*C

No.	Part No.	G	Part Name	Page
1.12	PM30-29062*A	4	MAIN CONSOLE	85
1.12. 1	PM30-27300*E	1	FRONT END ASSY	87
- 1	PM30-28017*A	1	PBCNN ASSY	89
- 2	PM30-27518*F	1	PBCONT	NB
- 3	PM30-27301*B	1	FRONT END MECHA	91
- 4	CM30-27418*C	1	CABLE,ASSY	NB
1.12. 2	PM30-27340*C	1	OP PANEL ASSY	93
- 1	PM30-27345*C	1	MAIN PANEL ASSY	95
1.12. 3	PM30-27391*E	1	CABLE ASSY	97
- 1	CM30-27392*B	1	CABLE ASSY	NB
- 2	CM30-27393*A	1	CABLE ASSY	NB
- 3	CM30-27395*C	1	CABLE ASSY	NB
- 4	CM30-27397*B	1	CABLE ASSY	NB
- 5	CM30-27395*C	2	CABLE ASSY	NB
- 6	CM30-27398*B	1	CABLE ASSY	NB
- 7	CM30-27399*B	1	CABLE ASSY	NB
- 8	CM30-27401*B	1	CABLE ASSY	NB
- 9	CM30-27408*A	1	CABLE ASSY	NB
- 10	CM30-27409*B	1	CABLE ASSY	NB
- 11	CM30-27414*B	1	CABLE ASSY	NB
- 12	CM30-27415*B	1	CABLE ASSY	NB
- 13	CM30-27416*C	1	CABLE ASSY	NB
- 14	CM30-28255*B	1	CABLE ASSY	NB
- 15	CM30-27405	1	CABLE ASSY	NB
- 16	CM30-27540*B	1	CABLE ASSY	17
- 17	CM30-28820	1	CABLE ASSY	NB
- 18	PM30-28818	1	FILTERVH-C	99
- 19	CM30-28819	1	CABLE ASSY	NB
1.12. 4	PM30-27370*B	1	MONITOR ASSY	101
- 1	PM30-27371*H	1	MONITOR MECHA	103

CONTENTS

2F730-087E*C

No.	Part No.	G	Part Name	Page
1.12. 5	PM30-27360*C	1	SPEAKER ASSY	105
- 1	PM30-27545	1	SPEAKER ASSY	107
- 2	CM30-27404*B	1	CABLE ASSY	NB
- 3	PM30-27545	2	SPEAKER ASSY	109
- 4	CM30-27404*B	2	CABLE ASSY	NB
1.12. 6	PM30-28300*E	1	EMC-PARTS	111
1.12. 7	PM30-29060*F	4	PWB RACK ASSY	113
- 1	PM30-27508*F	1	RECEIVER	NB
- 2	PM30-27507*J	1	T&R-CONT	NB
- 3	PM30-27216*E	1	RPG	NB
- 4	PM30-28066*G	1	DOP-IO	NB
- 5	PM30-28351*B	1	DOP-PROC	NB
- 6	PM30-27210*G	1	DOP-CONT	NB
- 7	PM30-27217*I	1	IM	NB
- 8	PM30-27223*G	1	CDSC	NB
- 9	PM30-27224*E	2	RGB-CONV	NB
- 10	PM30-27502*C	1	I/O CNN	NB
- 11	PM30-27330*A	1	FAN ASSY	115
- 12	PM30-27544	1	FAN ASSY	117
- 13	CM30-27394*A	1	CABLE ASSY	NB
- 14	PM30-27544	2	FAN ASSY	119
- 15	CM30-27394*A	2	CABLE ASSY	NB
- 16	PM30-27311*C	1	PWB RACK MECHA	121
- 17	PM30-30400*A	2	HDD ASSY	123
- 18	PM30-27337*A	1	HDD ASSY	125
- 19	CM30-27407*C	2	CABLE ASSY	NB
- 20	PM30-30204*D	1	CPU	NB
- 21	PM30-30228*D	1	BDSC	NB
1.12. 8	PM30-27240*D	2	CONSOLE ASSY	127
- 1	PM30-27365*B	1	FRAME FAN ASSY	129

CONTENTS

2F730-087E*C

No.	Part No.	G	Part Name	Page	
1.12. 8-	2	PM30-27544	3	FAN ASSY	131
-	3	CM30-27394*A	3	CABLE ASSY	NB
-	4	PM30-27498*C	1	COVER-ASSY	133
-	5	PM30-29100	1	REAR-COVER-ASSY	135
1.12. 9		PM30-28493	1	HOOK-ASSY	137
1.13		PM30-30401	3	ACCESSORY	139
1.13. 1		PM30-05371*B	1	CABLE ASSY	NB
1.13. 2		PM30-29221	1	UZRI-KIT	141
1.13. 3		PM30-30402*B	2	CD-ROM	143
2		CLM-23679*C	1	SSA-370A/C6	145
2. 1		CLM-22952*B	1	UIFD-001A	71
2. 2		CLM-23014*A	1	UZRI-370A	25
2. 3		PM30-28018*G	1	PBSEL	NB
2. 4		PM30-29058*A	1	MAIN CONSOLE	147
2. 4. 1		PM30-27240*D	1	CONSOLE ASSY	149
-	1	PM30-27365*B	1	FRAME FAN ASSY	129
-	2	PM30-27498*C	1	COVER-ASSY	133
2. 4. 2		PM30-27300*E	1	FRONT END ASSY	87
2. 4. 3		PM30-27340*C	1	OP PANEL ASSY	93
2. 4. 4		PM30-27391*E	1	CABLE ASSY	97
2. 4. 5		PM30-27370*B	1	MONITOR ASSY	101
2. 4. 6		PM30-27360*C	1	SPEAKER ASSY	105
2. 4. 7		PM30-28300*E	1	EMC-PARTS	111
2. 4. 8		PM30-29060*F	1	PWB RACK ASSY	151
-	1	PM30-27508*F	1	RECEIVER	NB
-	2	PM30-27507*J	1	T&R-CONT	NB
-	3	PM30-27216*E	1	RPG	NB
-	4	PM30-28066*G	1	DOP-IO	NB
-	5	PM30-28351*B	1	DOP-PROC	NB

CONTENTS

2F730-087E*C

No.	Part No.	G	Part Name	Page
2. 4. 8-	6	1	DOP-CONT	NB
-	7	1	IM	NB
-	8	1	CDSC	NB
-	9	2	RGB-CONV	NB
-	10	1	I/O CNN	NB
-	11	1	FAN ASSY	115
-	12	1	PWB RACK MECHA	121
-	13	1	HDD ASSY	153
-	14	1	HDD ASSY	125
-	15	2	CABLE ASSY	NB
-	16	1	CPU	NB
-	17	1	BDSC	NB
2. 4. 9	PM30-28493	1	HOOK-ASSY	137
2. 5	PM30-28383*G	1	PULSER-H	NB
2. 6	PM30-30401	1	ACCESSORY	155
2. 6. 1	PM30-05371*B	1	CABLE ASSY	NB
2. 6. 2	PM30-30402*B	1	CD-ROM	157
3	CLM-23161*D	1	SSA-370A/E3	159
3. 1	CLM-22944*B	1	UIPS-370A	69
3. 2	CLM-22952*B	1	UIFD-001A	71
3. 3	CLM-23014*A	1	UZRI-370A	25
3. 4	CLM-22932*G	1	SSA-370A	161
3. 4. 1	PM30-27230*G	2	MAIN CONSOLE	163
-	1	1	CONSOLE ASSY	149
-	2	1	FRONT END ASSY	87
-	3	1	OP PANEL ASSY	93
-	4	1	CABLE ASSY	97
-	5	1	MONITOR ASSY	101
-	6	1	SPEAKER ASSY	105

CONTENTS

2F730-087E*C

No.	Part No.	G	Part Name	Page
3. 4. 1-	7	1	LIMITOR-ASSY	165
-	8	1	EMC-PARTS	111
-	9	3	PWB RACK ASSY	167
-	10	1	PULSER	NB
-	11	1	RECEIVER	NB
-	12	1	T&R-CONT	NB
-	13	1	RPG	NB
-	14	1	DOP-CONT	NB
-	15	1	IM	NB
-	16	1	CDSC	NB
-	17	1	I/O CNN	NB
-	18	1	FAN ASSY	115
-	19	1	PWB RACK MECHA	121
-	20	1	DOP-IO	NB
-	21	1	DOP-PROC	NB
-	22	2	RGB-CONV	NB
-	23	1	HDD ASSY	153
-	24	1	CPU	NB
-	25	1	BDSC	NB
-	26	1	HOOK-ASSY	137
3. 4. 2	PM30-27928	4	LABEL-ASSY	NB
3. 4. 3	PM30-30401	2	ACCESSORY	169
- 1	PM30-30402*B	1	CD-ROM	157
3. 5	PM30-27844*A	3	CCIB	171
4	CLM-23162*D	1	SSA-370A/E4	173
4. 1	CLM-22940*B	1	UJUR-371A	175
4. 1. 1	PM30-27504*D	1	REF UNIT	9
4. 1. 2	PM30-21542*E	2	REF-ACCESSORY	177
4. 2	CLM-22942*B	1	UINF-370A	23

CONTENTS

2F730-087E*C

No.	Part No.	G	Part Name	Page
4. 3	CLM-22945*C	1	UIQS-370A	179
4. 3. 1	PM30-27562*B	1	QSP1	181
4. 4	CLM-22944*B	1	UIPS-370A	69
4. 5	CLM-22952*B	1	UIFD-001A	71
4. 6	CLM-23014*A	1	UZRI-370A	25
4. 7	CLM-22932*G	1	SSA-370A	161
4. 8	PM30-27844*A	3	CCIB	171
5	CLM-23434*C	1	SSA-370A/E5	183
5. 1	CLM-22951*E	1	UETR-371A	185
5. 2	CLM-23082*A	1	UIMO-370A	45
5. 3	CLM-22944*B	1	UIPS-370A	69
5. 4	CLM-22952*B	1	UIFD-001A	71
5. 5	CLM-23014*A	1	UZRI-370A	25
5. 6	CLM-23383*A	1	UICW-371A	187
5. 6. 1	PM30-28389*D	2	CW-T&R	81
5. 6. 2	PM30-28383*G	2	PULSER-H	NB
5. 6. 3	PM30-28383*G	3	PULSER-H	NB
5. 6. 4	PM30-28520*A	1	CW-PARTS	83
5. 7	CLM-23414	1	UIAM-370A/G1	189
5. 7. 1	PM30-28251*A	1	DOP-ADAP	NB
5. 8	PM30-27928	4	LABEL-ASSY	NB
5. 9	PM30-29062*A	2	MAIN CONSOLE	191
5. 9. 1	PM30-27240*D	1	CONSOLE ASSY	149
5. 9. 2	PM30-27300*E	1	FRONT END ASSY	87
5. 9. 3	PM30-27340*C	1	OP PANEL ASSY	93
5. 9. 4	PM30-27391*E	1	CABLE ASSY	97
5. 9. 5	PM30-27370*B	1	MONITOR ASSY	101
5. 9. 6	PM30-27360*C	1	SPEAKER ASSY	105
5. 9. 7	PM30-27298*C	1	LIMITOR-ASSY	165

CONTENTS

2F730-087E*C

No.	Part No.	G	Part Name	Page
5. 9. 8	PM30-28300*E	1	EMC-PARTS	111
5. 9. 9	PM30-29060*F	3	PWB RACK ASSY	193
- 1	PM30-27508*F	1	RECEIVER	NB
- 2	PM30-27507*J	1	T&R-CONT	NB
- 3	PM30-27216*E	1	RPG	NB
- 4	PM30-28066*G	1	DOP-IO	NB
- 5	PM30-28351*B	1	DOP-PROC	NB
- 6	PM30-27210*G	1	DOP-CONT	NB
- 7	PM30-27217*I	1	IM	NB
- 8	PM30-27223*G	1	CDSC	NB
- 9	PM30-27224*E	2	RGB-CONV	NB
- 10	PM30-27502*C	1	I/O CNN	NB
- 11	PM30-27330*A	1	FAN ASSY	115
- 12	PM30-27311*C	1	PWB RACK MECHA	121
- 13	PM30-30400*A	1	HDD ASSY	153
- 14	PM30-30204*D	1	CPU	NB
- 15	PM30-30228*D	1	BDSC	NB
5. 9.10	PM30-28493	1	HOOK-ASSY	137
5.10	PM30-30401	2	ACCESSORY	169
6	CLM-23163*B	1	SSA-370A/N2	195
6. 1	CLM-23182*C	1	SSA-370A/N1	197
6. 1. 1	PM30-27230*G	3	MAIN CONSOLE	199
- 1	PM30-27240*D	1	CONSOLE ASSY	149
- 2	PM30-27300*E	1	FRONT END ASSY	87
- 3	PM30-27340*C	1	OP PANEL ASSY	93
- 4	PM30-27391*E	1	CABLE ASSY	97
- 5	PM30-27370*B	1	MONITOR ASSY	101
- 6	PM30-27360*C	1	SPEAKER ASSY	105
- 7	PM30-28300*E	1	EMC-PARTS	111

CONTENTS

2F730-087E*C

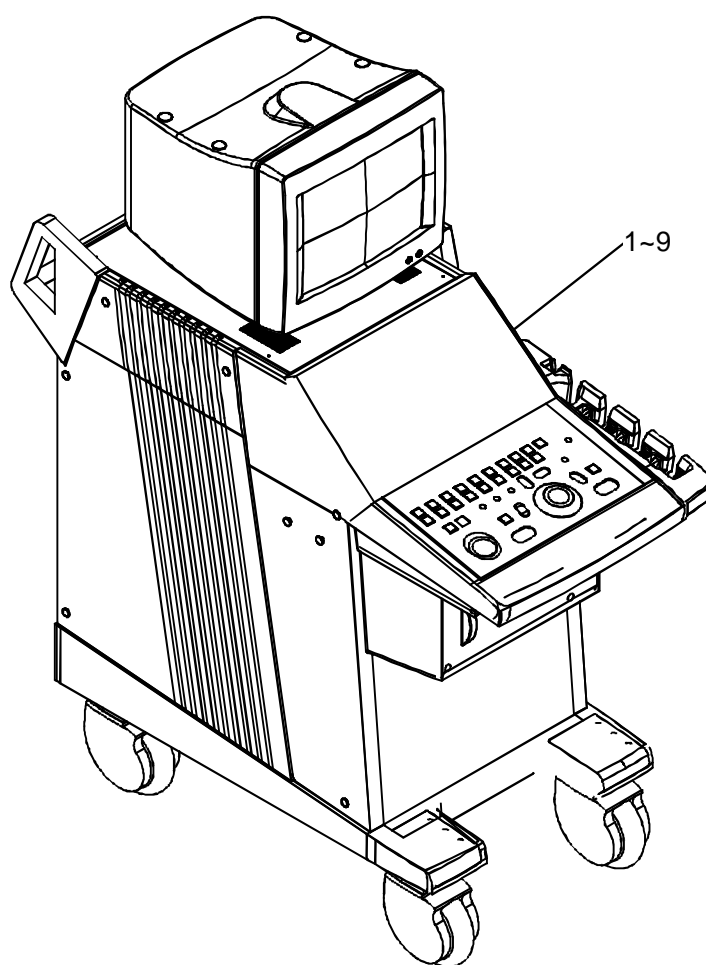
No.	Part No.	G	Part Name	Page
6. 1. 1- 8	PM30-27310*L	3	PWB RACK ASSY	167
- 9	PM30-28493	1	HOOK-ASSY	137
6. 1. 2	PM30-30401	4	ACCESSORY	201
- 1	PM30-05371*B	1	CABLE ASSY	NB
- 2	PM30-29221	1	UZRI-KIT	141
- 3	PM30-30402*B	1	CD-ROM	157
6. 2	CLM-22944*B	1	UIPS-370A	69
6. 3	CLM-22952*B	1	UIFD-001A	71
6. 4	CLM-23014*A	1	UZRI-370A	25
7	CLM-23164*B	1	SSA-370A/N3	203
7. 1	CLM-23182*C	1	SSA-370A/N1	197
7. 2	CLM-22940*B	1	UJUR-371A	175
7. 3	CLM-22942*B	1	UINF-370A	23
7. 4	CLM-22945*C	1	UIQS-370A	179
7. 5	CLM-22944*B	1	UIPS-370A	69
7. 6	CLM-22952*B	1	UIFD-001A	71
7. 7	CLM-23014*A	1	UZRI-370A	25
8	CLM-23165*B	1	SSA-370A/N4	205
8. 1	CLM-23182*C	1	SSA-370A/N1	197
8. 2	CLM-22944*B	1	UIPS-370A	69
8. 3	CLM-22952*B	1	UIFD-001A	71
8. 4	CLM-23014*A	1	UZRI-370A	25
9	CLM-23166*B	1	SSA-370A/N5	207
9. 1	CLM-23182*C	1	SSA-370A/N1	197
9. 2	CLM-22940*B	1	UJUR-371A	175
9. 3	CLM-22942*B	1	UINF-370A	23
9. 4	CLM-22945*C	1	UIQS-370A	179

CONTENTS

2F730-087E*C

<u>No.</u>	<u>Part No.</u>	<u>G</u>	<u>Part Name</u>		<u>Page</u>
9. 5	CLM-22944*B	1	UIPS-370A	-----	69
9. 6	CLM-22952*B	1	UIFD-001A	-----	71
9. 7	CLM-23014*A	1	UZRI-370A	-----	25

CLM-16500*A-1



(1/ 1)

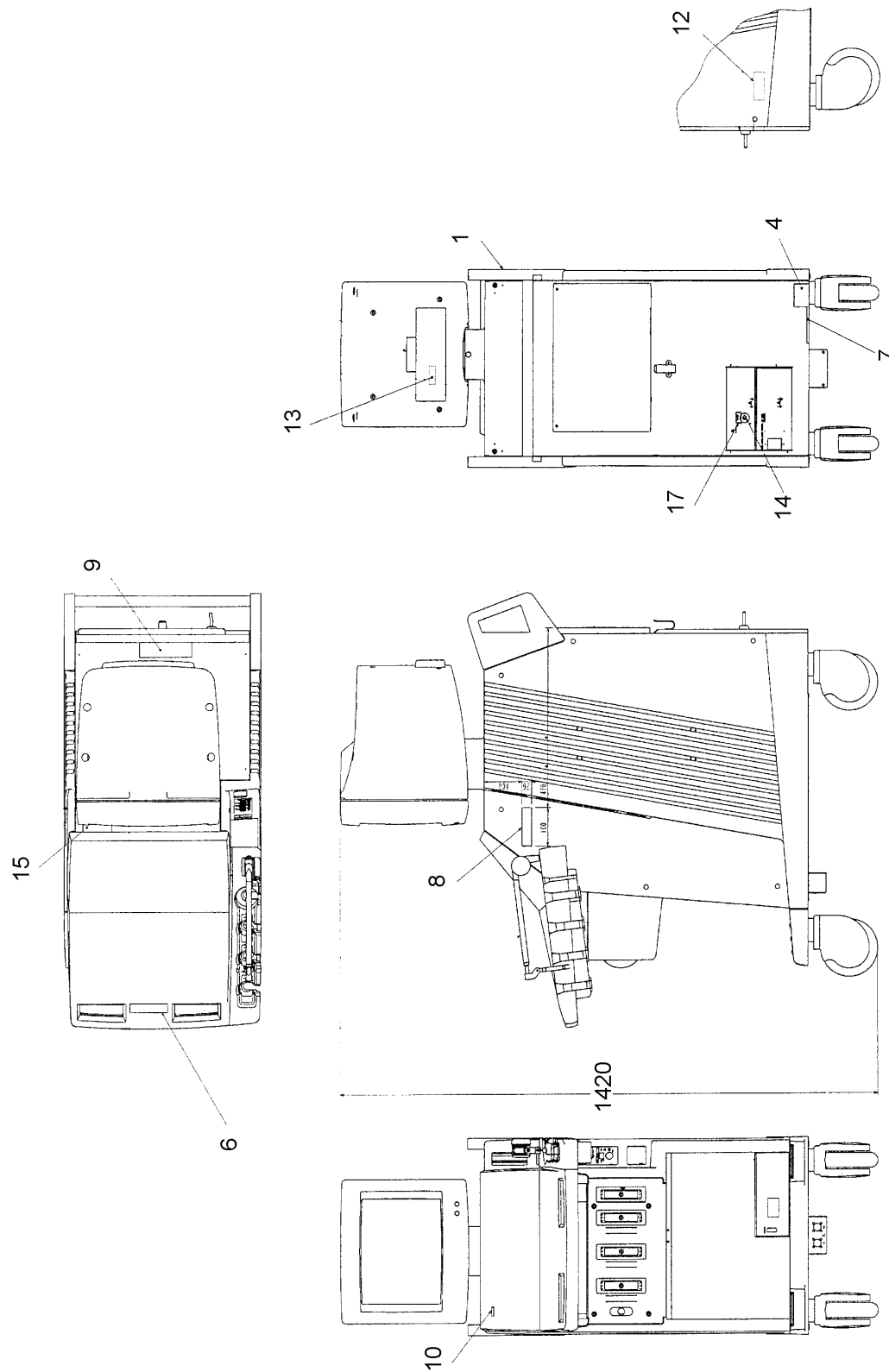
Part Name	Part No	G	2F730-087E*C
SSA-370A SERIES	CLM-16500*A	1	U.P.

Ref.	L.P.	Item No.	Part No.	G	Part Name	Q'ty	R
TAMS WHOLEBODY	4	1	CLM-23432*D	1	SSA-370A/A4	1	
JAPAN SIMPLE VER.2CN	146	2	CLM-23679*C	1	SSA-370A/C6	1	
PAL 200V RADIOLOGY	160	3	CLM-23161*D	1	SSA-370A/E3	1	
PAL 200V GENERAL	174	4	CLM-23162*D	1	SSA-370A/E4	1	
TMSE RADIOLOGY	184	5	CLM-23434*C	1	SSA-370A/E5	1	
NTSC 100V RADIOLOGY	196	6	CLM-23163*B	1	SSA-370A/N2	1	
NTSC 100V GENERAL	204	7	CLM-23164*B	1	SSA-370A/N3	1	
NTSC 200V RADIOLOGY	206	8	CLM-23165*B	1	SSA-370A/N4	1	
NTSC 200V GENERAL	208	9	CLM-23166*B	1	SSA-370A/N5	1	

(OUT PUT:2000-04-18)

2,18~28,39~41,43,44 --> LOCATIONS NOT SHOWN

CLM-23432*D-1



1 (1/ 1)

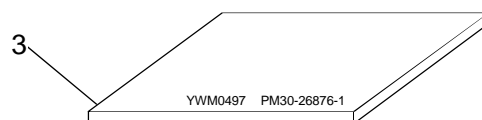
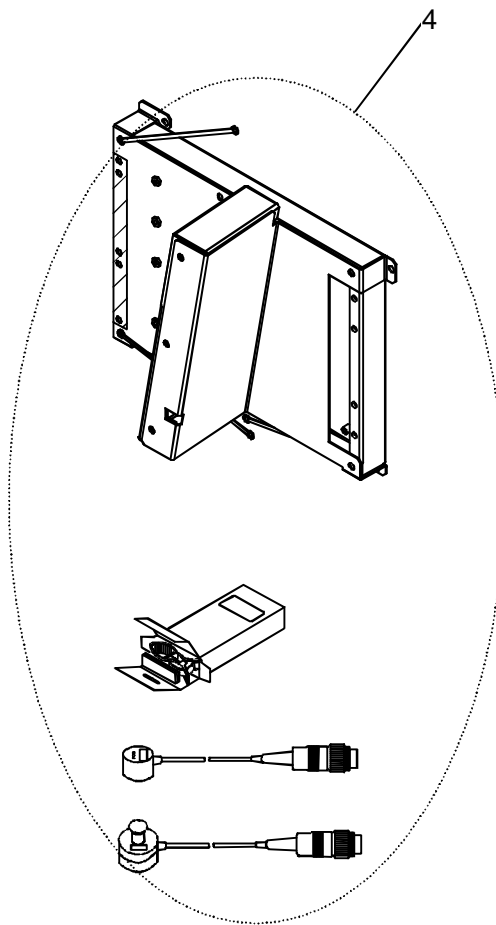
Part Name	Part No	G	2F730-087E*C
SSA-370A/A4	CLM-23432*D	1	U.P. 2

Ref.	L.P.	Item No.	Part No.	G	Part Name	Q'ty	R
FDA	6	1	CLM-23185*A	1	UJUR-375A	1	E
	26	2	CLM-23014*A	1	UZRI-370A	1	
	44	4	CLM-22934*B	1	UZCK-370A	1	
	46	6	CLM-23082*A	1	UIMO-370A	1	
	58	7	CLM-22972*A	1	USTD-370A	1	
	60	8	CLM-23186*A	1	UITE-371A	1	
	70	9	CLM-22944*B	1	UIPS-370A	1	
	72	10	CLM-22952*B	1	UIFD-001A	1	
		12	AND040-03		NAME-PLATE	1	
	76	13	CLM-23319*B	1	UITH-370A	1	
	78	14	CLM-23382	1	UIAM-370A/A1	1	
	80	15	CLM-23384*A	1	UICW-372A	1	
		17	BSM30-8566*A		CABLE ARM	1	
		18	YND5183-01		NAME, PLATE	1	
		19	YNF5092-01		NAME, PLATE	2	
		20	YND5185-01		NAME, PLATE	1	
		21	YNF5659-01*A		NAME, PLATE	1	
		22	YND5190-01		NAME, PLATE	1	
		23	YNF5537-01		NAME, PLATE	1	
		24	YNF5567-01		NAME, PLATE	1	
		25	YNF5536-01		NAME, PLATE	1	
		26	YNF5678-01		NAME, PLATE	1	
		27	YNF5506-01*C		NAME, PLATE	1	
		28	YNF5860-01		NAME, PLATE	1	
		39	YNF5882-01		NAME, PLATE	1	
		40	YNF5922-01		NAME, PLATE	1	
		41	BSM30-9408		AIUM BOOK	1	
	86	43	PM30-29062*A	4	MAIN CONSOLE	1	
V3.00E+PIT(00.04)	140	44	PM30-30401	3	ACCESSORY	1	

(OUT PUT:2000-04-18)

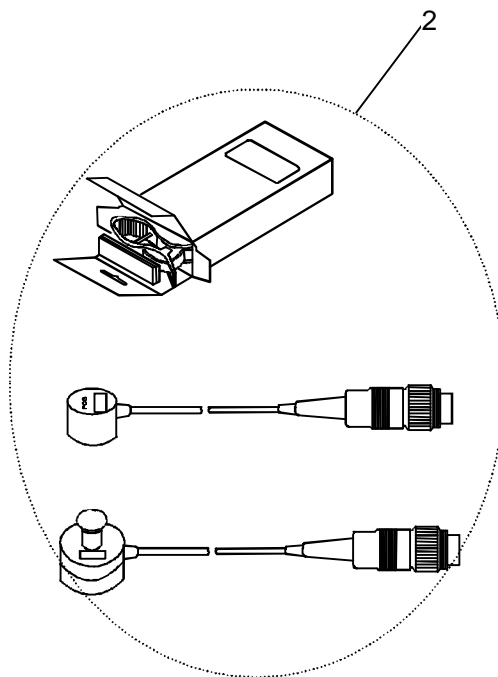
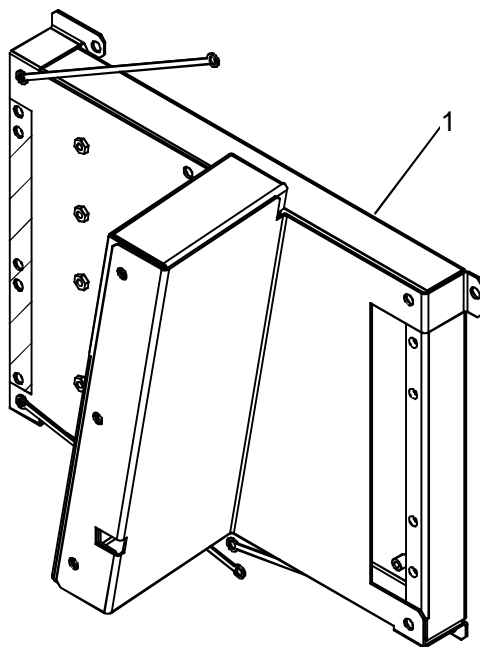
1 --> LOCATION NOT SHOWN

CLM-23185*A-1



3 --> LOCATION NOT SHOWN

CLM-22941*A-1



1.1.1 (1/ 1)

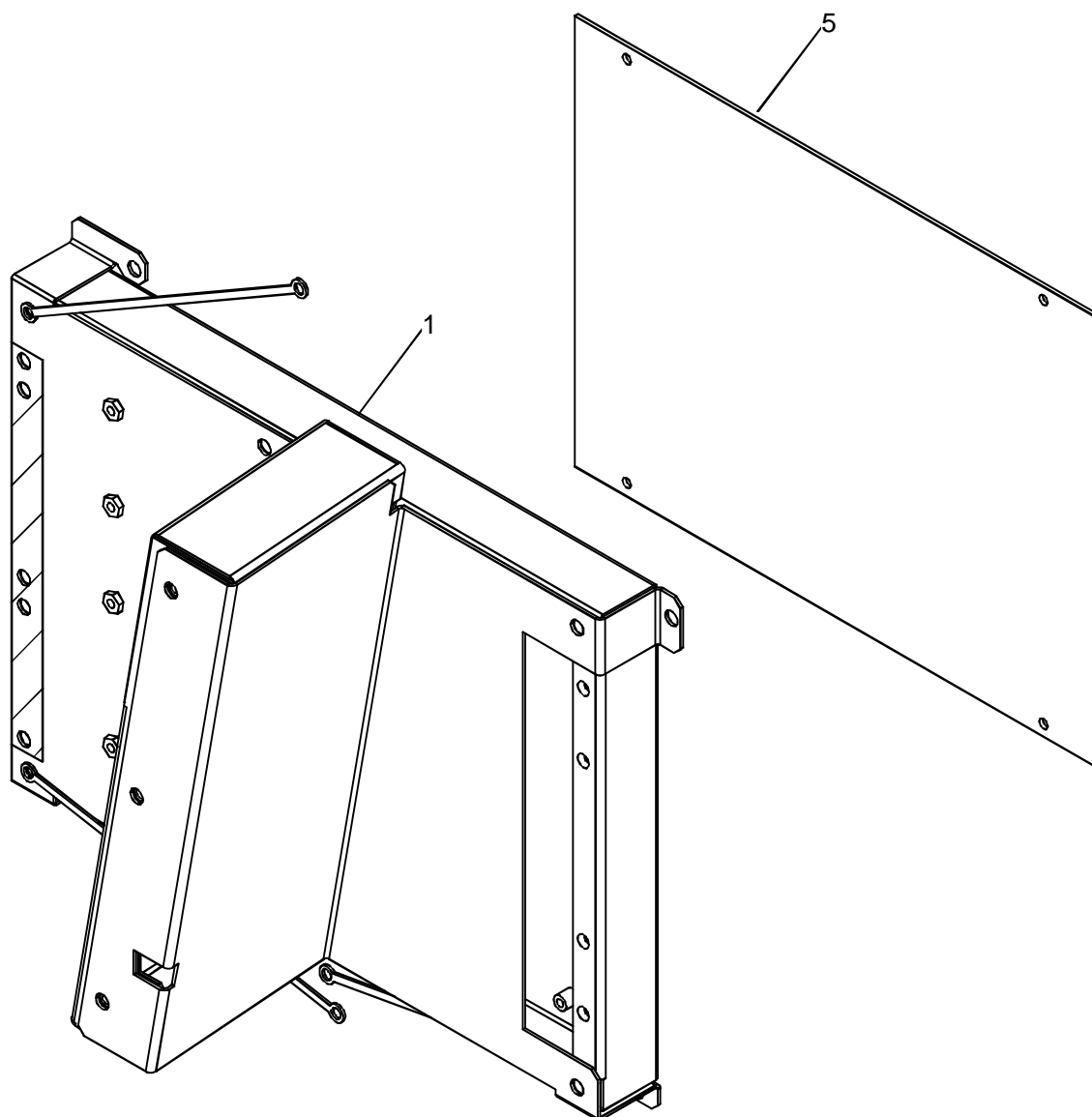
Part Name	Part No	G	2F730-087E*C
UJUR-372A	CLM-22941*A	1	U.P. 6

Ref.	L.P.	Item No.	Part No.	G	Part Name	Q'ty	R
	10	1	PM30-27504*D	1	REF UNIT	1	
	22	2	PM30-21542*E	3	REF-ACCESSORY	1	
		3	AND040-04		NAME-PLATE	1	

(OUT PUT:2000-04-18)

2,6 --> LOCATIONS NOT SHOWN

PM30-27504*D-1



1.1.1- 1 (1/ 1)

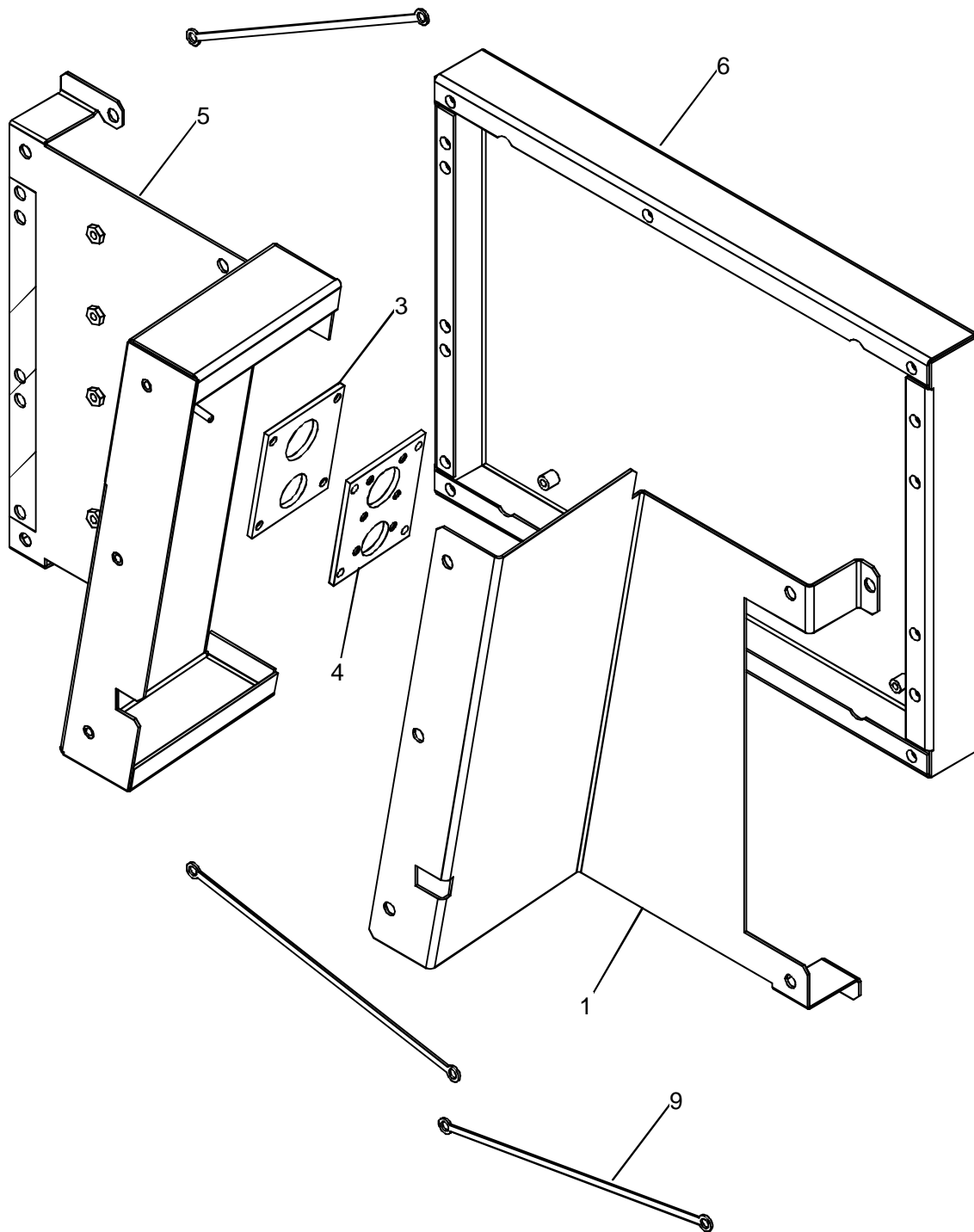
Part Name	Part No	G	2F730-087E*C
REF UNIT	PM30-27504*D	1	U.P. 8.176

Ref.	L.P.	Item No.	Part No.	G	Part Name	Q'ty	R
	12	1	PM30-27440*C	1	REF-UNIT-MECHA	1	
	14	2	PM30-27538	1	CABLE ASSY	1	
		5	BSM31-1129		REF PWB	1	E
		6	AXF029-04		FILTER,NOISE	6	E

(OUT PUT:2000-04-18)

7,10~12 --> LOCATIONS NOT SHOWN

PM30-27440*C-1



1.1.1- 2 (1/ 1)

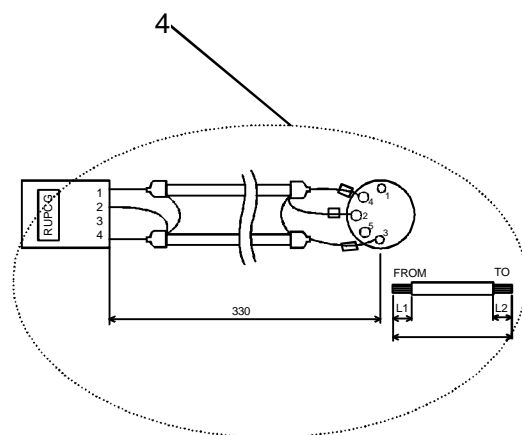
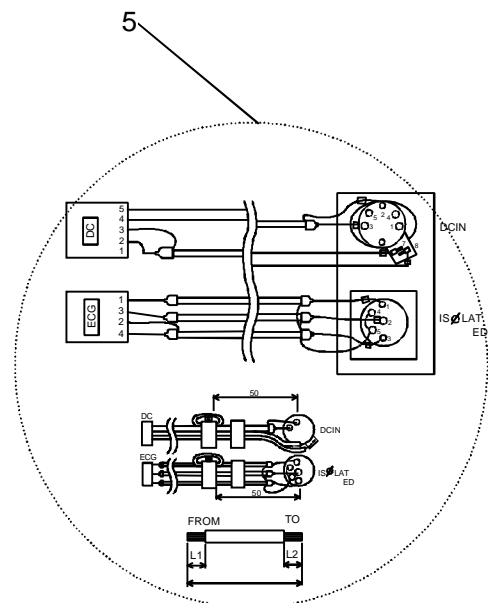
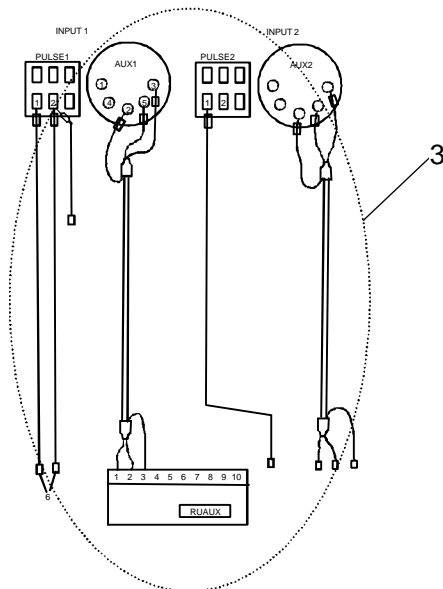
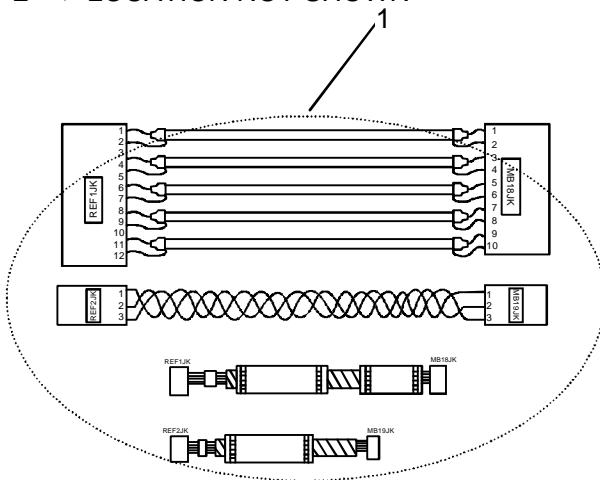
Part Name	Part No	G	2F730-087E*C
REF-UNIT-MECHA	PM30-27440*C	1	U.P. 10

Ref.	L.P.	Item No.	Part No.	G	Part Name	Q'ty	R
N4 N5 N6		1	2M30-27441*B		REF-BOX	1	E
		3	4M08-31093*A		PLATE	1	E
		4	4M08-31094		PLATE	1	E
		5	WM30-80007*B	1	REF-PANEL	1	E
		6	WM30-27444*A	1	PLATE	1	E
		7	3M08-31191		SHEET	1	E
		9	AWZ030*150-M4		FG-MESH	3	E
		10	AWK016-02		CLAMP	2	
		11	AWK016-03		CLAMP	2	
		12	AWK016-04		CLAMP	3	E

(OUT PUT:2000-04-18)

2 --> LOCATION NOT SHOWN

PM30-27538-1



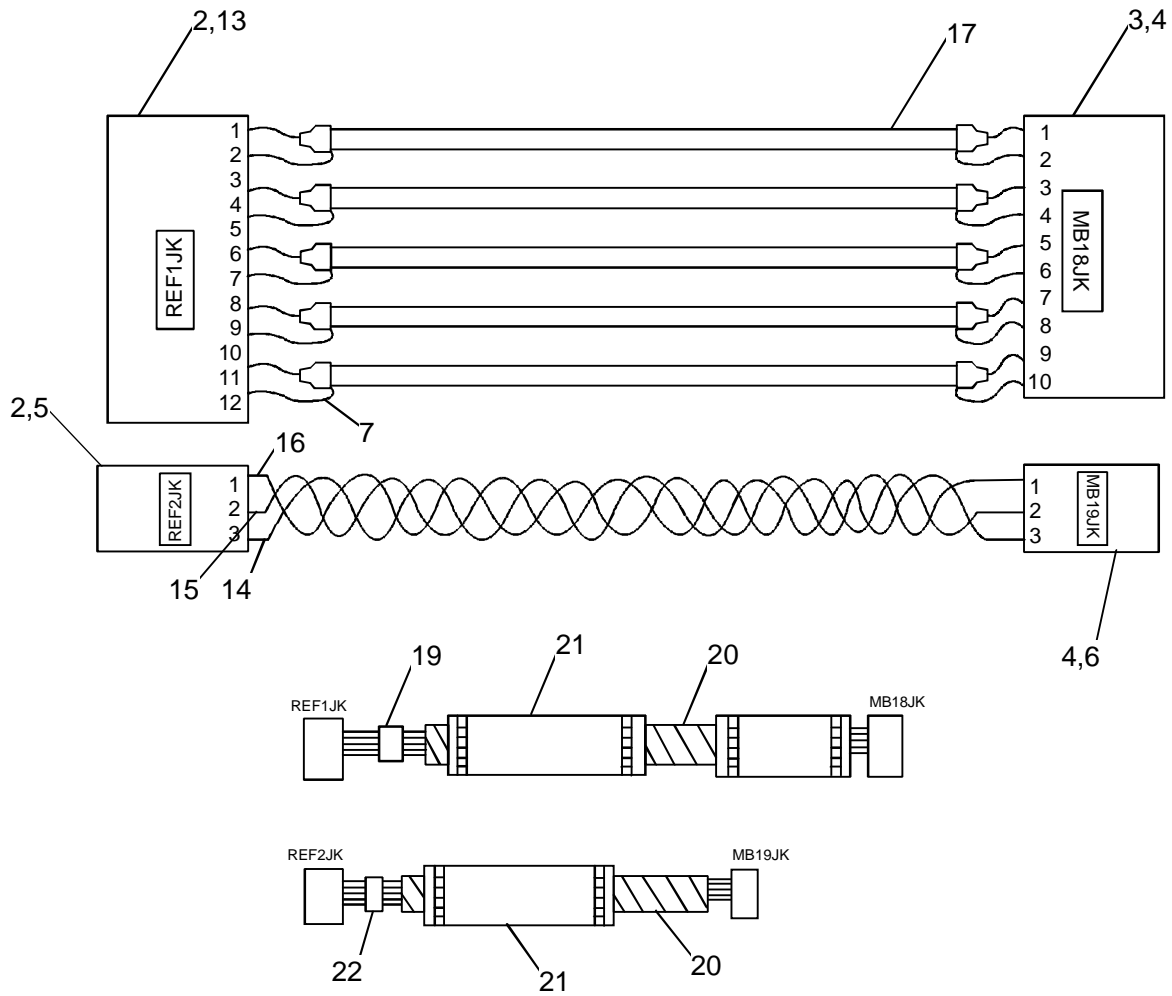
1.1.1- 3 (1/ 1)

Part Name	Part No	G	2F730-087E*C
CABLE ASSY	PM30-27538	1	U.P. 10

Ref.	L.P.	Item No.	Part No.	G	Part Name	Q'ty	R
	16	1	CM30-27539*B	1	CABLE ASSY	1	
	18	2	CM30-27540*B	1	CABLE ASSY	1	E
	20	3	CM30-27541*A	1	CABLE ASSY	1	E
		4	CM30-27542*B	1	CABLE ASSY	1	E
		5	CM30-27543*B	1	CABLE ASSY	1	E

(OUT PUT:2000-04-18)

CM30-27539*B-1



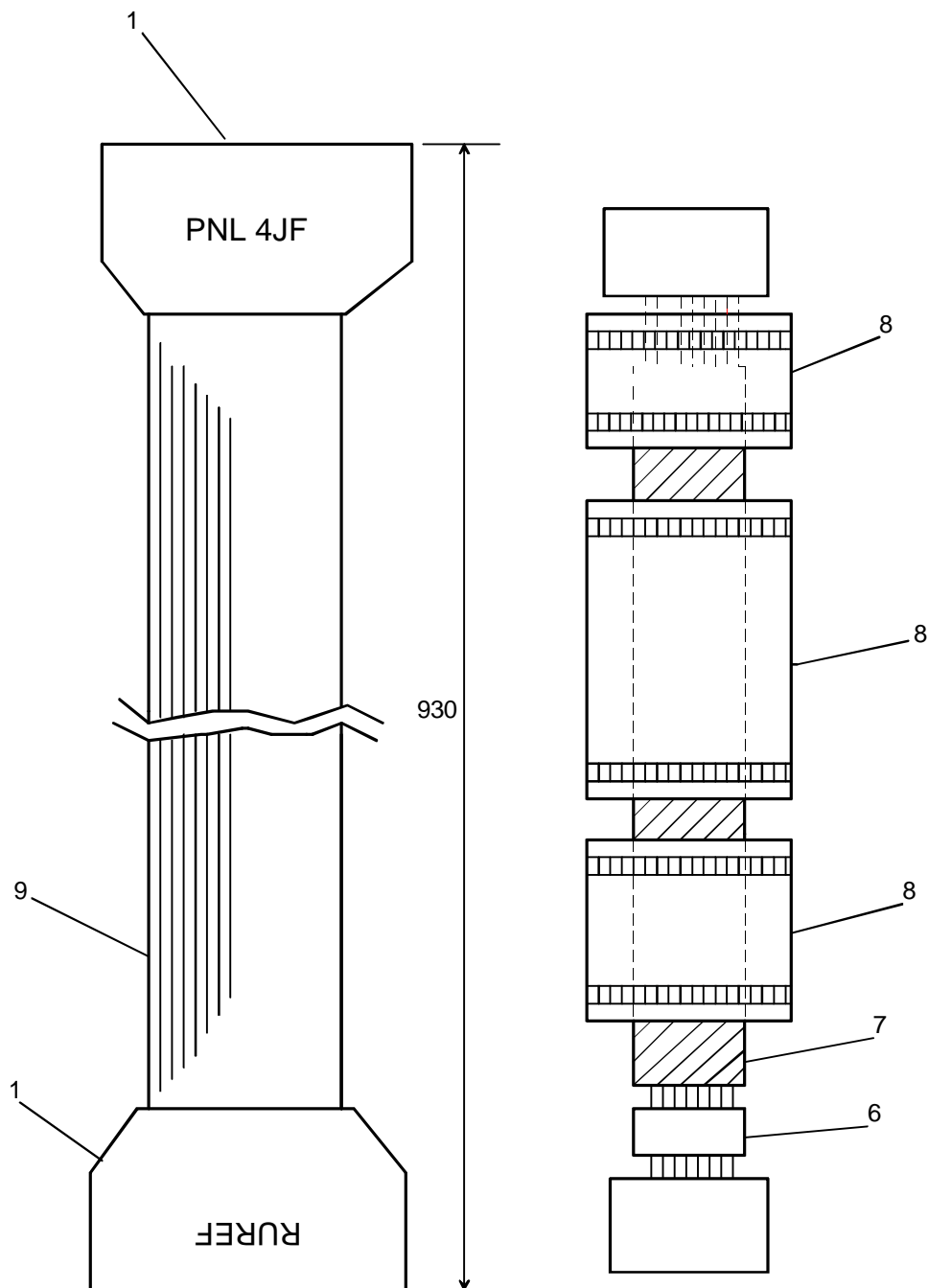
1.1.1- 4 (1/ 1)

Part Name	Part No	G	2F730-087E*C
CABLE ASSY	CM30-27539*B	1	U.P. 14

Ref.	L.P.	Item No.	Part No.	G	Part Name	Q'ty	R
SHIELD SHIELD		2	APZ034-01		SOCKET	13	
		3	APS010-14		CONNECTOR	1	
		4	APS010-21		CONTACT, SOCKET	13	
		5	APZ034*3S		CONNECTOR, CABLE	1	
		6	APS010-11		CONNECTOR	1	
		7	AWA002SN0NR05		CABLE	10	
		13	APZ034*12S		CONNECTOR, CABLE	1	
		14	AWA002SN6N*R36		CABLE	1	
		15	AWA002SN0N*R36		CABLE	1	
		16	AWA002SN2N*R36		CABLE	1	
		17	AWA204Z1VS*R36		CABLE	5	
		19	AXF029-03		FILTER, NOISE	1	E
		20	BSM31-1319		SHIELD SLEEVE	1	
		21	BSM31-1322*A		MAGIC TAPE	1	
		22	AXF029-31		FILTER, NOISE	1	E

(OUT PUT:2000-04-18)

CM30-27540*B-1



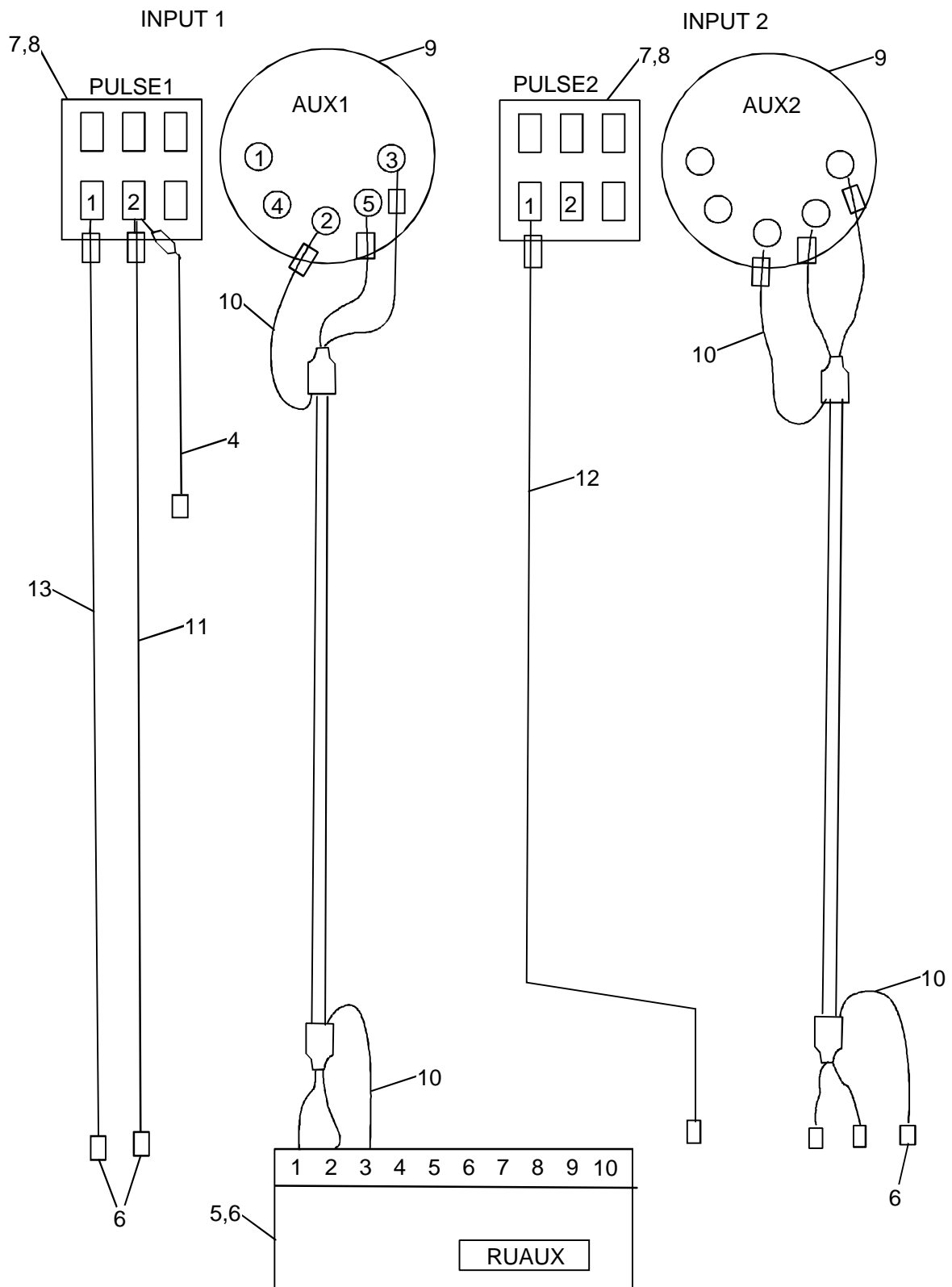
1.1.1- 5 (1/ 1)

Part Name	Part No	G	2F730-087E*C
CABLE ASSY	CM30-27540*B	1	U.P. 14.98

Ref.	L.P.	Item No.	Part No.	G	Part Name	Q'ty	R
SHIELD SHIELD		1	APS511-26		CONNECTOR	2	
		6	AXF029-04		FILTER,NOISE	1	E
		7	BSM30-6668		MESH-SLEEVE	1	E
		8	BSM31-1322*A		MAGIC TAPE	1	
		9	AWA112C10U*R93		CABLE,COMMUNICA	1	

(OUT PUT:2000-04-18)

CM30-27541*A-1



1.1.1- 6 (1/ 1)

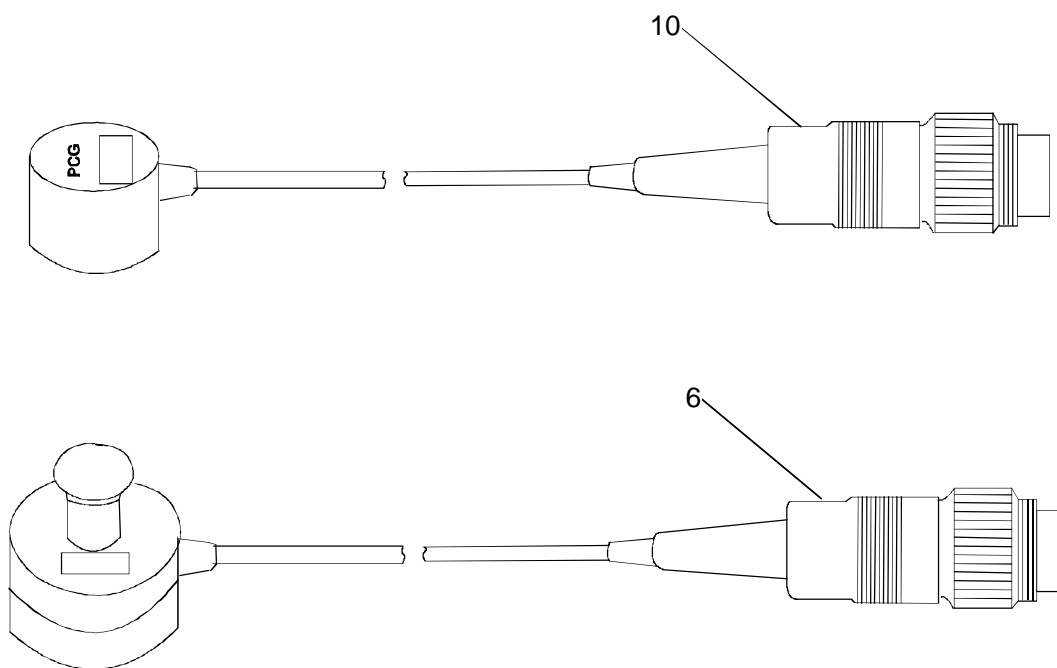
Part Name	Part No	G	2F730-087E*C
CABLE ASSY	CM30-27541*A	1	U.P. 14

Ref.	L.P.	Item No.	Part No.	G	Part Name	Q'ty	R
		4	AWA002SN8NR10		CABLE	1	
		5	APZ034*10S		CONNECTOR,CABLE	1	
		6	APZ034-01		SOCKET	9	
		7	ASL401-02		SWITCH,PADDLE	2	E
		8	ASL901-03		BEZEL,SWITCH	2	E
		9	APR035-02		CONNECTOR	2	
		10	AWA002SN0NR05		CABLE	4	
		11	AWA002SN8NR36		CABLE	1	
		12	AWA002SN3NR36		CABLE	1	
		13	AWA002SN1NR36		CABLE	1	

(OUT PUT:2000-04-18)

7,9 --> LOCATIONS NOT SHOWN

PM30-21542*E-3



1.1.1- 9 (1/ 1)

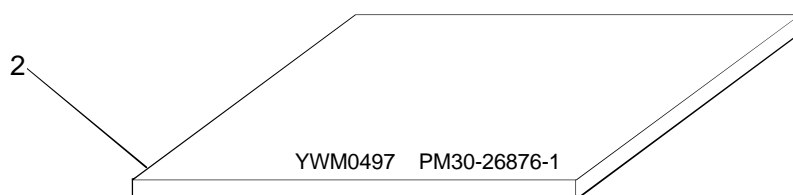
Part Name	Part No	G	2F730-087E*C
REF-ACCESSORY	PM30-21542*E	3	U.P. 8

Ref.	L.P.	Item No.	Part No.	G	Part Name	Q'ty	R
TPW-01B		6	BSM30-4716*C		SENSOR, PULSE	1	E
		7	APR033-01		CONNECTOR	3	
		9	BSM30-5998*A		CABLE	1	E
HSM-06A		10	BSM30-7264*C		SENSOR,	1	E

(OUT PUT:2000-04-18)

1 --> LOCATION NOT SHOWN

CLM-22942*B-1



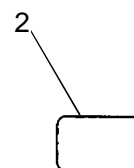

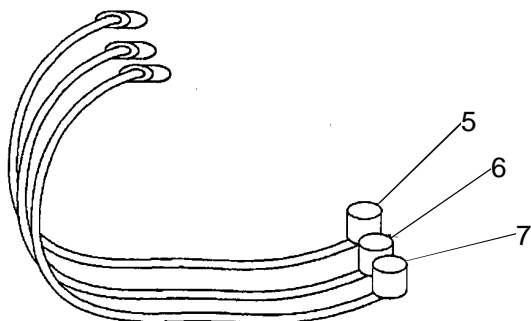
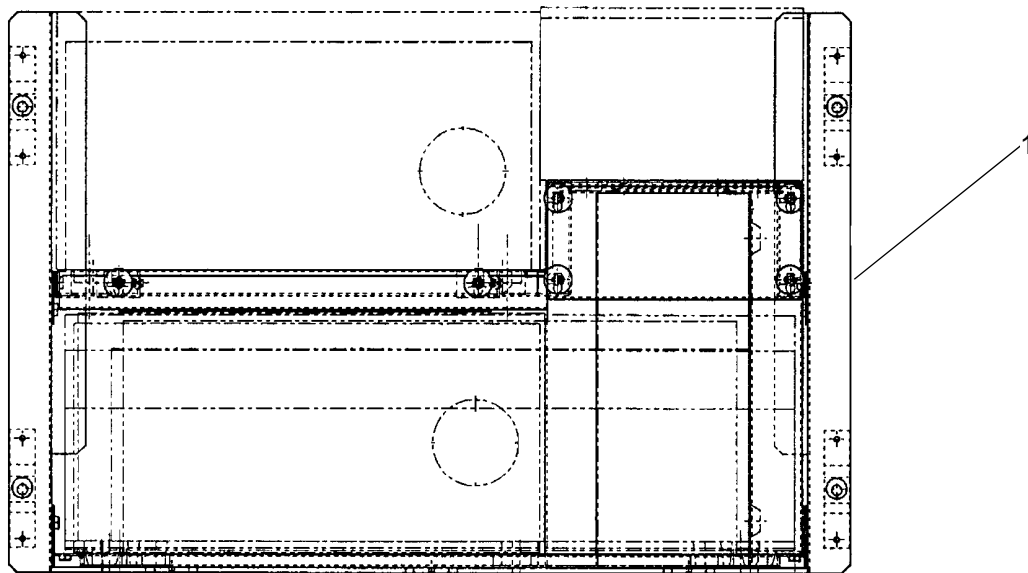
1.1.2 (1/ 1)

Part Name	Part No	G	2F730-087E*C
UINF-370A	CLM-22942*B	1	U.P. 6.174.204

Ref.	L.P.	Item No.	Part No.	G	Part Name	Q'ty	R
YWM0497*E		1	AND040-04		NAME-PLATE	1	
		2	PM30-26876*F	1	REF/NF	1	R

(OUT PUT:2000-04-18)

CLM-23014*A-1



1.2 (1 / 1)

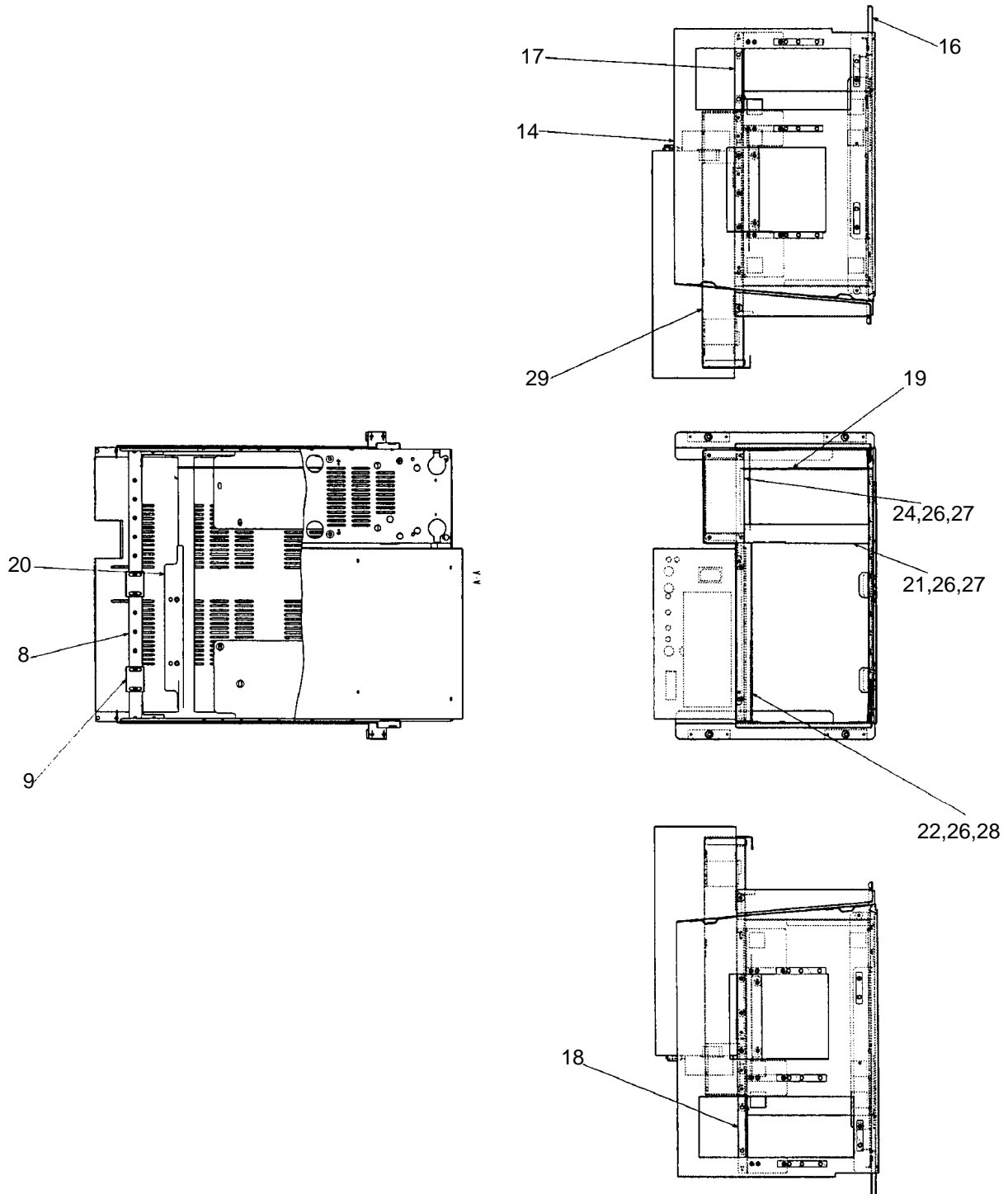
Part Name	Part No	G	2F730-087E*C
UZRI-370A	CLM-23014*A	1	U.P. 4.146.160

Ref.	L.P.	Item No.	Part No.	G	Part Name	Q'ty	R
	28	1	PM30-27475*E	1	RACK-ASSY	1	
		2	AND040-04		NAME-PLATE	1	
	30	5	CLM-22986*A	1	UZCA-026A	1	E
	36	6	CLM-22987*A	1	UZCA-027A	1	E
	40	7	CLM-22988*A	1	UZCA-028A	1	E

(OUT PUT:2000-04-18)

11,25 --> LOCATIONS NOT SHOWN

PM30-27475*E-1



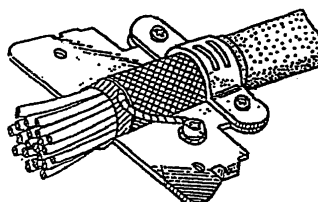
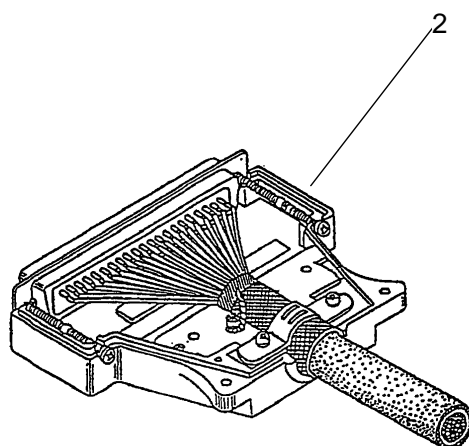
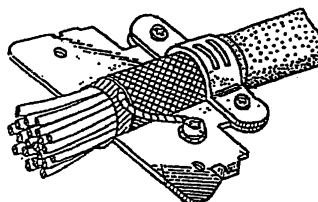
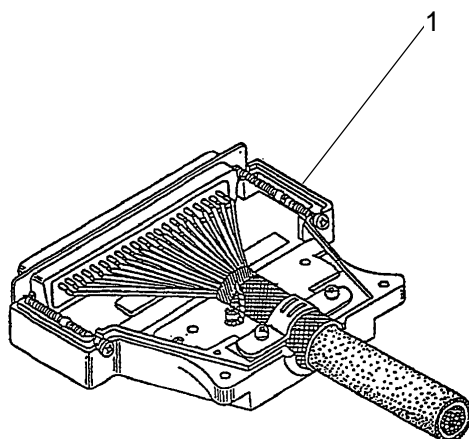
1.2.1 (1/ 1)

Part Name	Part No	G	2F730-087E*C
RACK-ASSY	PM30-27475*E	1	U.P. 26

Ref.	L.P.	Item No.	Part No.	G	Part Name	Q'ty	R
9500MD		8	WM30-27485	1	PLATE,MTG	1	E
		9	4M30-27486		PLATE	2	
		11	BSM30-8125*A		BAND	2	
		14	WM30-27610*B	1	FRAME	1	
		16	WM30-27611*B	1	BASE	1	
		17	WM30-27606*B	1	RAIL-R	1	
		18	WM30-27607*B	1	RAIL-L	1	
		19	3M30-27602*B		PLATE,MTG	1	
		20	3M30-27628*A		PLATE	1	
		21	3M30-27621*A		PLATE	1	
		22	4M30-27609*B		PLATE	1	
		24	4M30-27622*A		PLATE	1	
		25	4M30-27626*A		PLATE	1	
		26	AYS401-01		WASHER	6	
		27	AYZ057-01		CAP	6	
		28	YZF5028-01		CUSHION	1	
		29	WM30-28425*B	1	PLATE	1	

(OUT PUT:2000-04-18)

CLM-22986*A-1



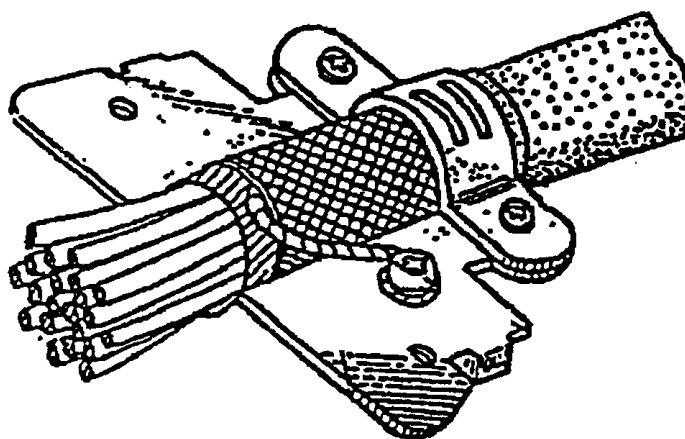
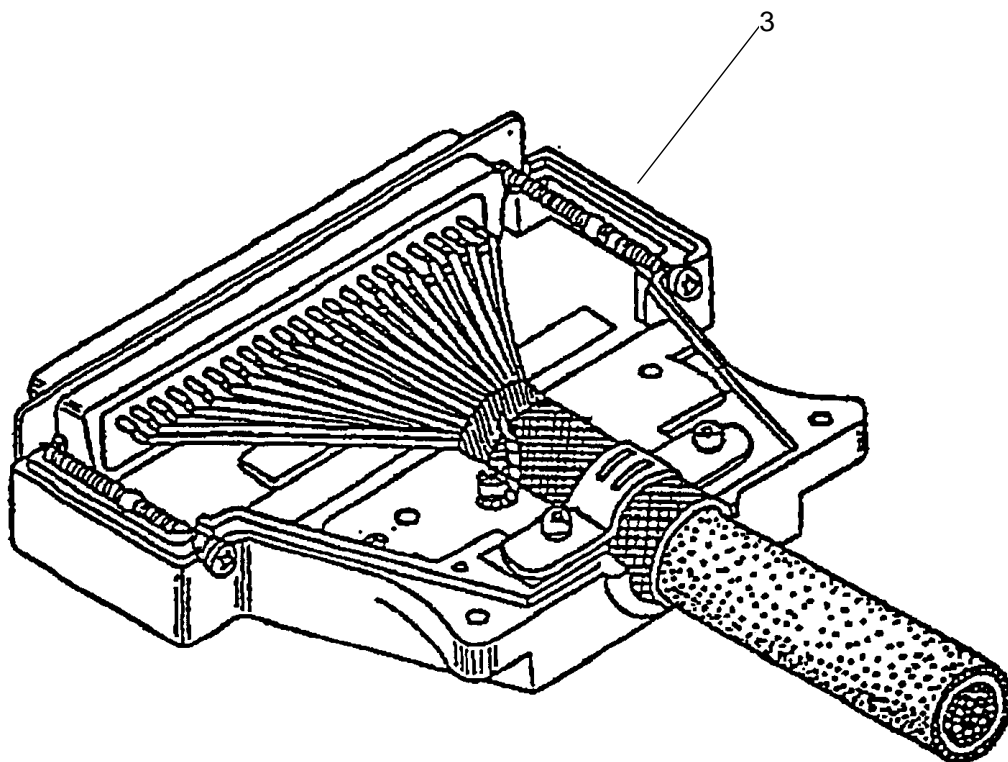
1.2.2 (1/ 1)

Part Name	Part No	G	2F730-087E*C
UZCA-026A	CLM-22986*A	1	U.P. 26

Ref.	L.P.	Item No.	Part No.	G	Part Name	Q'ty	R
	32	1	CLM-22983*B	1	UZCA-023A	1	E
	34	2	CLM-22981*A	1	UZCA-021A	1	E

(OUT PUT:2000-04-18)

CLM-22983*B-1



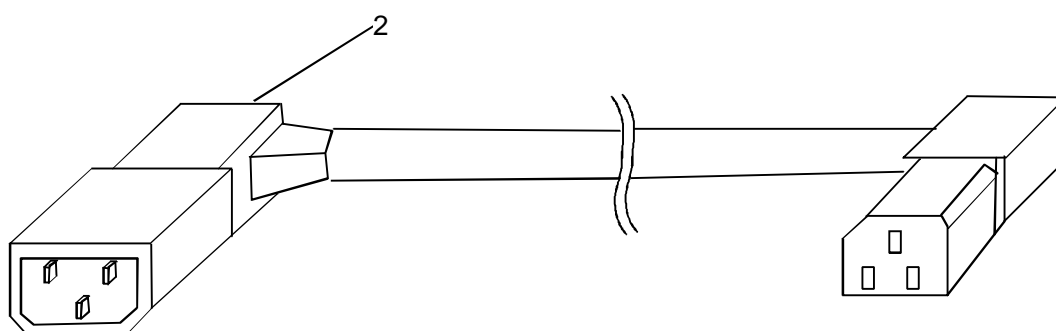
1.2.2- 1 (1/ 1)

Part Name	Part No	G	2F730-087E*C
UZCA-023A	CLM-22983*B	1	U.P. 30

Ref.	L.P.	Item No.	Part No.	G	Part Name	Q'ty	R
		3	BSM31-1374*A		CABLE CONTROL	1	E

(OUT PUT:2000-04-18)

CLM-22981*A-1



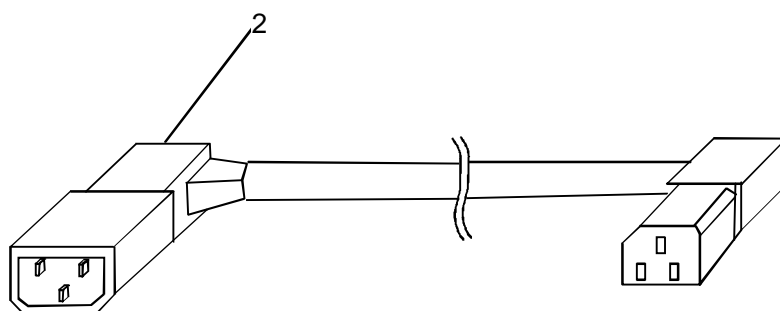
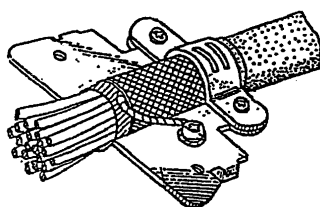
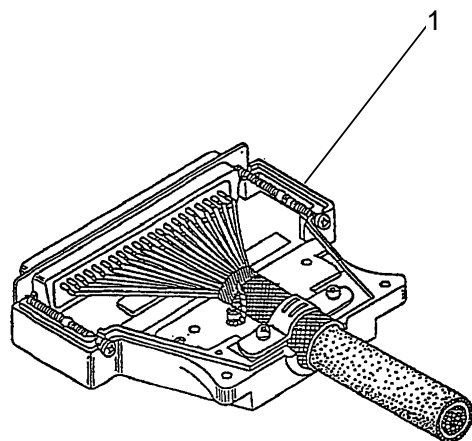
1.2.2- 2 (1/ 1)

Part Name	Part No	G	2F730-087E*C
UZCA-021A	CLM-22981*A	1	U.P. 30,36.40

Ref.	L.P.	Item No.	Part No.	G	Part Name	Q'ty	R
		2	BSM31-0669		AC CABLE	1	E

(OUT PUT:2000-04-18)

CLM-22987*A-1



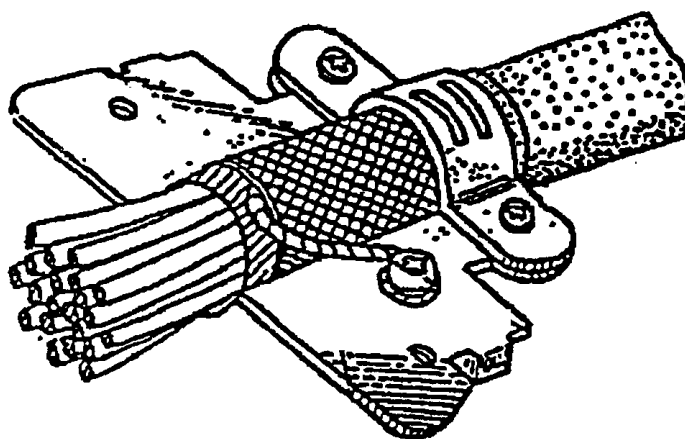
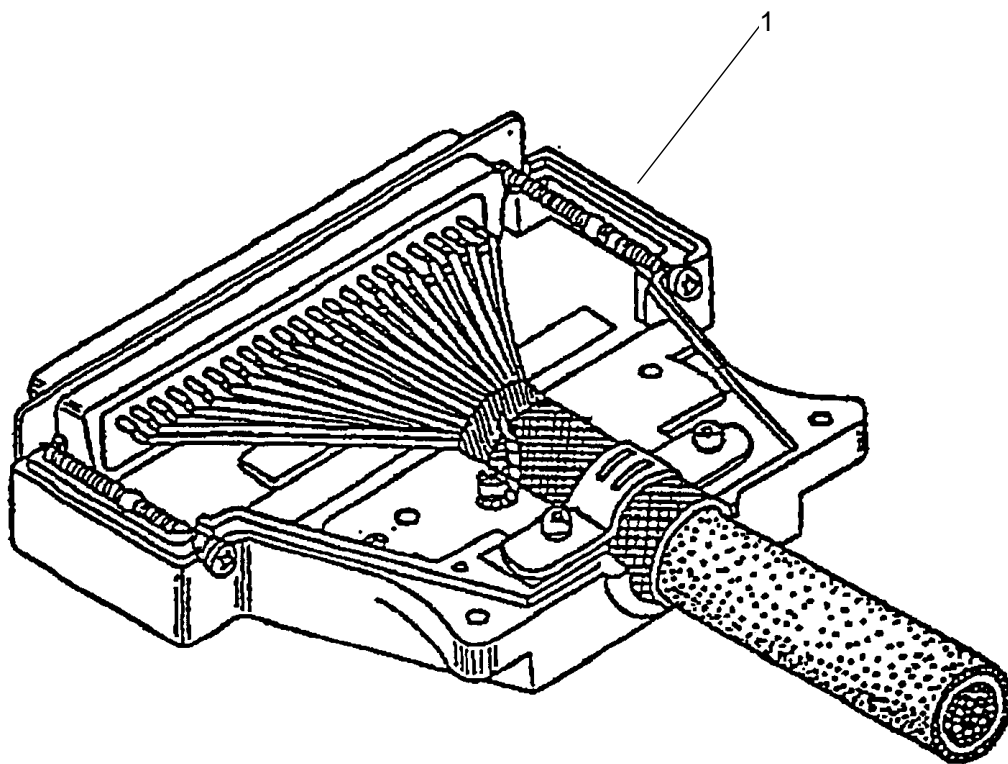
1.2.3 (1/ 1)

Part Name	Part No	G	2F730-087E*C
UZCA-027A	CLM-22987*A	1	U.P. 26

Ref.	L.P.	Item No.	Part No.	G	Part Name	Q'ty	R
	38	1	CLM-22457	1	UZCA014A	1	
	34	2	CLM-22981*A	1	UZCA-021A	1	E

(OUT PUT:2000-04-18)

CLM-22457-1



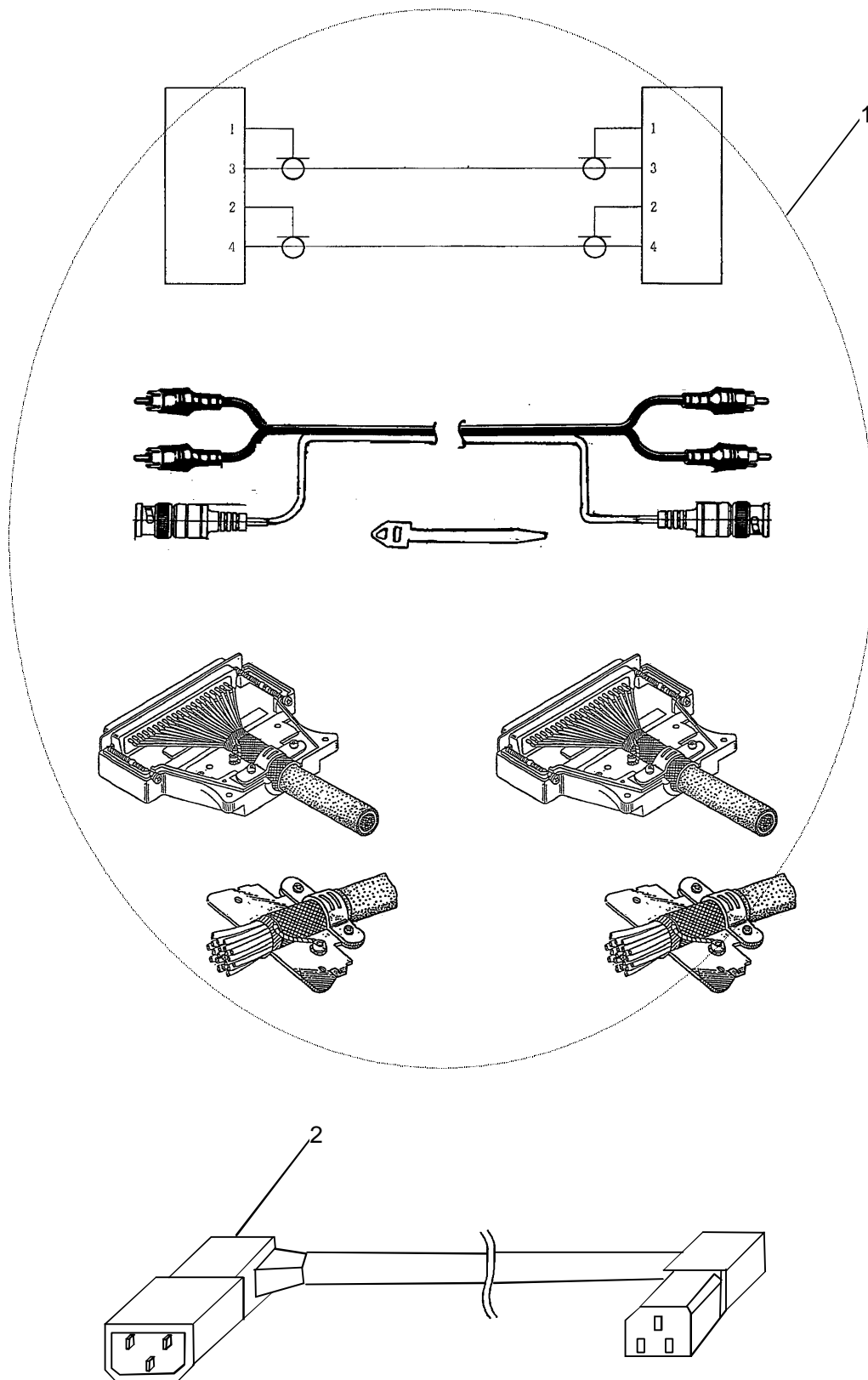
1. 2. 3- 1 (1/ 1)

Part Name	Part No	G	2F730-087E*C
UZCA014A	CLM-22457	1	U.P. 36

Ref.	L.P.	Item No.	Part No.	G	Part Name	Q'ty	R
		1	BSM30-8259*A		CABLE ASSY	1	E

(OUT PUT:2000-04-18)

CLM-22988*A-1



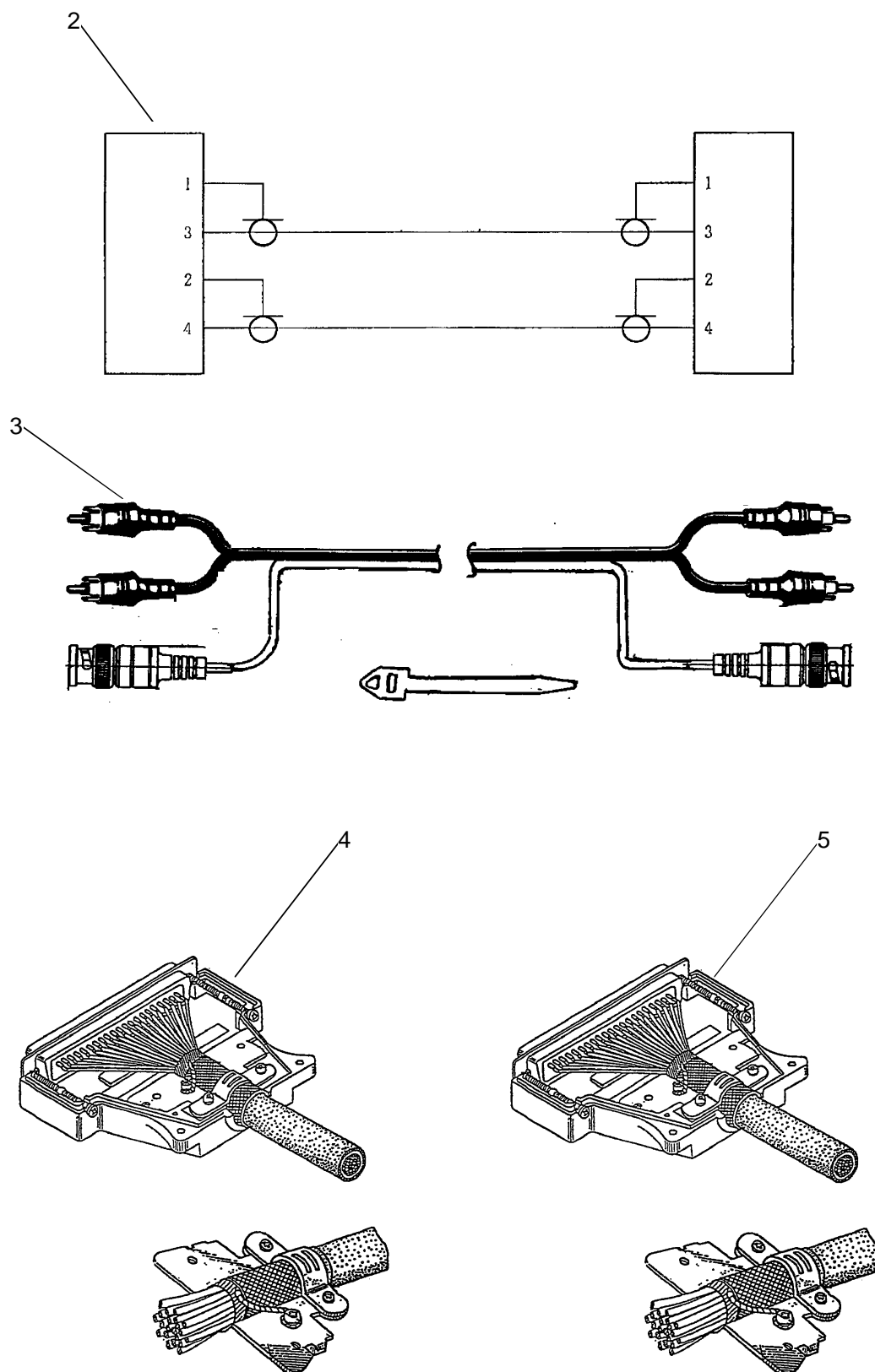
1.2.4 (1/ 1)

Part Name	Part No	G	2F730-087E*C
UZCA-028A	CLM-22988*A	1	U.P. 26

Ref.	L.P.	Item No.	Part No.	G	Part Name	Q'ty	R
	42	1	CLM-22984*A	1	UZCA-024A	1	E
	34	2	CLM-22981*A	1	UZCA-021A	1	E

(OUT PUT:2000-04-18)

CLM-22984*A-1



1.2.4- 1 (1/ 1)

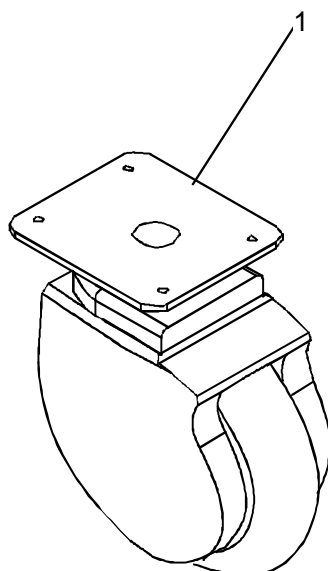
Part Name	Part No	G	2F730-087E*C
UZCA-024A	CLM-22984*A	1	U.P. 40

Ref.	L.P.	Item No.	Part No.	G	Part Name	Q'ty	R
		2	BSM30-8597		CABLE-ASSY	2	E
		3	BSM30-4842		VCR CABLE	2	E
		4	BSM30-8257*A		VCR CABLE	1	E
		5	BSM30-8256*A		VCR CABLE(P)	1	E

(OUT PUT:2000-04-18)

2,3 --> LOCATIONS NOT SHOWN

CLM-22934*B-1



1.3

(1/ 1)

Part Name

UZCK-370A

Part No

G

2F730-087E*C

CLM-22934*B

1

U.P.

4

Ref.

L.P.

Item No.	Item Description	Unit	Quantity	Unit Price	Total Price
1
2
3
4
5
6
7
8
9
10
11
12
13
14
15
16
17
18
19
20
21
22
23
24
25
26
27
28
29
30
31
32
33
34
35
36
37
38
39
40
41
42
43
44
45
46
47
48
49
50
51
52
53
54
55
56
57
58
59
60
61
62
63
64
65
66
67
68
69
70
71
72
73
74
75
76
77
78
79
80
81
82
83
84
85
86
87
88
89
90</	

Part No.

G

Part Name	Part Number	Part Description	Part Price	Part Quantity	Part Total
Engine	1000	Engine	1000	1	1000
Transmission	2000	Transmission	2000	1	2000
Driveshaft	3000	Driveshaft	3000	1	3000
Front Suspension	4000	Front Suspension	4000	1	4000
Rear Suspension	5000	Rear Suspension	5000	1	5000
Wheels	6000	Wheels	6000	1	6000
Tires	7000	Tires	7000	1	7000
Brakes	8000	Brakes	8000	1	8000
Steering	9000	Steering	9000	1	9000
Exhaust	10000	Exhaust	10000	1	10000
Interior	11000	Interior	11000	1	11000
Exterior	12000	Exterior	12000	1	12000
Paint	13000	Paint	13000	1	13000
License Plate	14000	License Plate	14000	1	14000
Registration	15000	Registration	15000	1	15000
Tax	16000	Tax	16000	1	16000
Insurance	17000	Insurance	17000	1	17000
Maintenance	18000	Maintenance	18000	1	18000
Repairs	19000	Repairs	19000	1	19000
Parts	20000	Parts	20000	1	20000
Tools	21000	Tools	21000	1	21000
Accessories	22000	Accessories	22000	1	22000
Options	23000	Options	23000	1	23000
Delivery	24000	Delivery	24000	1	24000
Warranty	25000	Warranty	25000	1	25000
Financing	26000	Financing	26000	1	26000
Leasing	27000	Leasing	27000	1	27000
Trade-In	28000	Trade-In	28000	1	28000
Resale	29000	Resale	29000	1	29000
Depreciation	30000	Depreciation	30000	1	30000
Depreciation	31000	Depreciation	31000	1	31000
Depreciation	32000	Depreciation	32000	1	32000
Depreciation	33000	Depreciation	33000	1	33000
Depreciation	34000	Depreciation	34000	1	34000
Depreciation	35000	Depreciation	35000	1	35000
Depreciation	36000	Depreciation	36000	1	36000
Depreciation	37000	Depreciation	37000	1	37000
Depreciation	38000	Depreciation	38000	1	38000
Depreciation	39000	Depreciation	39000	1	39000
Depreciation	40000	Depreciation	40000	1	40000
Depreciation	41000	Depreciation	41000	1	41000
Depreciation	42000	Depreciation	42000	1	42000
Depreciation	43000	Depreciation	43000	1	43000
Depreciation	44000	Depreciation	44000	1	44000
Depreciation	45000	Depreciation	45000	1	45000
Depreciation	46000	Depreciation	46000	1	46000
Depreciation	47000	Depreciation	47000	1	47000
Depreciation	48000	Depreciation	48000	1	48000
Depreciation	49000	Depreciation	49000	1	49000
Depreciation	50000	Depreciation	50000	1	50000
Depreciation	51000	Depreciation	51000	1	51000
Depreciation	52000	Depreciation	52000	1	52000
Depreciation	53000	Depreciation	53000	1	53000
Depreciation	54000	Depreciation	54000	1	54000
Depreciation	55000	Depreciation	55000	1	55000
Depreciation	56000	Depreciation	56000	1	56000
Depreciation	57000	Depreciation	57000	1	57000
Depreciation	58000	Depreciation	58000	1	58000
Depreciation	59000	Depreciation	59000	1	59000
Depreciation	60000	Depreciation	60000	1	60000
Depreciation	61000	Depreciation	61000	1	61000
Depreciation	62000	Depreciation	62000	1	62000
Depreciation	63000	Depreciation	63000	1	63000
Depreciation	64000	Depreciation	64000		

Q'ty

R

1	BSM31-0745*B
---	--------------

2 | AND040-04

3 | YNF5873-01*A

CASTER

NAME-PLATE

NAME, PLAYE

4

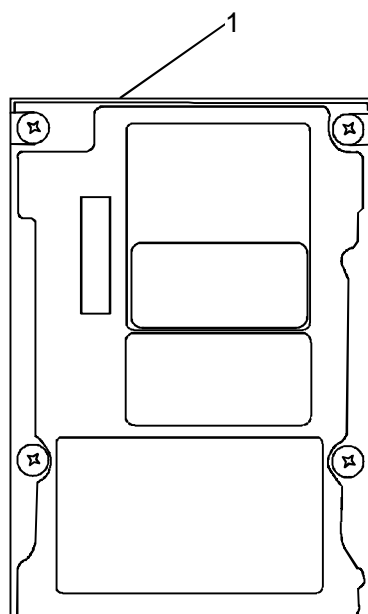
1

1

(OUT PUT:2000-04-18)

4,5 --> LOCATIONS NOT SHOWN

CLM-23082*A-1



1.4

(1/ 1)

Part Name

Part No

G

2F730-087E*C

UIMO-370A

CLM-23082*A

1

U.P.

4,184

Ref.

L.P.

Item No.	Item Description	Unit	Quantity	Unit Price	Total Price
1
2
3
4
5
6
7
8
9
10
11
12
13
14
15
16
17
18
19
20
21
22
23
24
25
26
27
28
29
30
31
32
33
34
35
36
37
38
39
40
41
42
43
44
45
46
47
48
49
50
51
52
53
54
55
56
57
58
59
60
61
62
63
64
65
66
67
68
69
70
71
72
73
74
75
76
77
78
79
80
81
82
83
84
85
86
87
88
89
90</	

Part No.

G

Part Name	Part Number	Part Description	Part Category	Part Status	Part Location	Part Quantity	Part Unit Price	Part Total Price	Part Tax	Part Total Tax	Part Total Price with Tax
Part 1	1001	Part 1 Description	Part 1 Category	Part 1 Status	Part 1 Location	Part 1 Quantity	Part 1 Unit Price	Part 1 Total Price	Part 1 Tax	Part 1 Total Tax	Part 1 Total Price with Tax
Part 2	1002	Part 2 Description	Part 2 Category	Part 2 Status	Part 2 Location	Part 2 Quantity	Part 2 Unit Price	Part 2 Total Price	Part 2 Tax	Part 2 Total Tax	Part 2 Total Price with Tax
Part 3	1003	Part 3 Description	Part 3 Category	Part 3 Status	Part 3 Location	Part 3 Quantity	Part 3 Unit Price	Part 3 Total Price	Part 3 Tax	Part 3 Total Tax	Part 3 Total Price with Tax
Part 4	1004	Part 4 Description	Part 4 Category	Part 4 Status	Part 4 Location	Part 4 Quantity	Part 4 Unit Price	Part 4 Total Price	Part 4 Tax	Part 4 Total Tax	Part 4 Total Price with Tax
Part 5	1005	Part 5 Description	Part 5 Category	Part 5 Status	Part 5 Location	Part 5 Quantity	Part 5 Unit Price	Part 5 Total Price	Part 5 Tax	Part 5 Total Tax	Part 5 Total Price with Tax
Part 6	1006	Part 6 Description	Part 6 Category	Part 6 Status	Part 6 Location	Part 6 Quantity	Part 6 Unit Price	Part 6 Total Price	Part 6 Tax	Part 6 Total Tax	Part 6 Total Price with Tax
Part 7	1007	Part 7 Description	Part 7 Category	Part 7 Status	Part 7 Location	Part 7 Quantity	Part 7 Unit Price	Part 7 Total Price	Part 7 Tax	Part 7 Total Tax	Part 7 Total Price with Tax
Part 8	1008	Part 8 Description	Part 8 Category	Part 8 Status	Part 8 Location	Part 8 Quantity	Part 8 Unit Price	Part 8 Total Price	Part 8 Tax	Part 8 Total Tax	Part 8 Total Price with Tax
Part 9	1009	Part 9 Description	Part 9 Category	Part 9 Status	Part 9 Location	Part 9 Quantity	Part 9 Unit Price	Part 9 Total Price	Part 9 Tax	Part 9 Total Tax	Part 9 Total Price with Tax
Part 10	1010	Part 10 Description	Part 10 Category	Part 10 Status	Part 10 Location	Part 10 Quantity	Part 10 Unit Price	Part 10 Total Price	Part 10 Tax	Part 10 Total Tax	Part 10 Total Price with Tax
Part 11	1011	Part 11 Description	Part 11 Category	Part 11 Status	Part 11 Location	Part 11 Quantity	Part 11 Unit Price	Part 11 Total Price	Part 11 Tax	Part 11 Total Tax	Part 11 Total Price with Tax
Part 12	1012	Part 12 Description	Part 12 Category	Part 12 Status	Part 12 Location	Part 12 Quantity	Part 12 Unit Price	Part 12 Total Price	Part 12 Tax	Part 12 Total Tax	Part 12 Total Price with Tax
Part 13	1013	Part 13 Description	Part 13 Category	Part 13 Status	Part 13 Location	Part 13 Quantity	Part 13 Unit Price	Part 13 Total Price	Part 13 Tax	Part 13 Total Tax	Part 13 Total Price with Tax
Part 14	1014	Part 14 Description	Part 14 Category	Part 14 Status	Part 14 Location	Part 14 Quantity	Part 14 Unit Price	Part 14 Total Price	Part 14 Tax	Part 14 Total Tax	Part 14 Total Price with Tax
Part 15	1015	Part 15 Description	Part 15 Category	Part 15 Status	Part 15 Location	Part 15 Quantity	Part 15 Unit Price	Part 15 Total Price	Part 15 Tax	Part 15 Total Tax	Part 15 Total Price with Tax
Part 16	1016	Part 16 Description	Part 16 Category	Part 16 Status	Part 16 Location	Part 16 Quantity	Part 16 Unit Price	Part 16 Total Price	Part 16 Tax	Part 16 Total Tax	Part 16 Total Price with Tax
Part 17	1017	Part 17 Description	Part 17 Category	Part 17 Status	Part 17 Location	Part 17 Quantity	Part 17 Unit Price	Part 17 Total Price	Part 17 Tax	Part 17 Total Tax	Part 17 Total Price with Tax
Part 18	1018	Part 18 Description	Part 18 Category	Part 18 Status	Part 18 Location	Part 18 Quantity	Part 18 Unit Price	Part 18 Total Price	Part 18 Tax	Part 18 Total Tax	Part 18 Total Price with Tax
Part 19	1019	Part 19 Description	Part 19 Category	Part 19 Status	Part 19 Location	Part 19 Quantity	Part 19 Unit Price	Part 19 Total Price	Part 19 Tax	Part 19 Total Tax	Part 19 Total Price with Tax
Part 20	1020	Part 20 Description	Part 20 Category	Part 20 Status	Part 20 Location	Part 20 Quantity	Part 20 Unit Price	Part 20 Total Price	Part 20 Tax	Part 20 Total Tax	Part 20 Total Price with Tax
Part 21	1021	Part 21 Description	Part 21 Category	Part 21 Status	Part 21 Location	Part 21 Quantity	Part 21 Unit Price	Part 21 Total Price	Part 21 Tax	Part 21 Total Tax	Part 21 Total Price with Tax
Part 22	1022	Part 22 Description	Part 22 Category	Part 22 Status	Part 22 Location	Part 22 Quantity	Part 22 Unit Price	Part 22 Total Price	Part 22 Tax	Part 22 Total Tax	Part 22 Total Price with Tax
Part 23	1023	Part 23 Description	Part 23 Category	Part 23 Status	Part 23 Location	Part 23 Quantity	Part 23 Unit Price	Part 23 Total Price	Part 23 Tax	Part 23 Total Tax	Part 23 Total Price with Tax
Part 24	1024	Part 24 Description	Part 24 Category	Part 24 Status	Part 24 Location	Part 24 Quantity	Part 24 Unit Price	Part 24 Total Price	Part 24 Tax	Part 24 Total Tax	Part 24 Total Price with Tax
Part 25	1025	Part 25 Description	Part 25 Category	Part 25 Status	Part 25 Location	Part 25 Quantity	Part 25 Unit Price	Part 25 Total Price	Part 25 Tax	Part 25 Total Tax	Part 25 Total Price with Tax
Part 26	1026	Part 26 Description	Part 26 Category	Part 26 Status	Part 26 Location	Part 26 Quantity	Part 26 Unit Price	Part 26 Total Price	Part 26 Tax	Part 26 Total Tax	Part 26 Total Price with Tax
Part 27	1027	Part 27 Description	Part 27 Category	Part 27 Status	Part 27 Location	Part 27 Quantity	Part 27 Unit Price	Part 27 Total Price	Part 27 Tax	Part 27 Total Tax	Part 27 Total Price with Tax
Part 28	1028	Part 28 Description	Part 28 Category	Part 28 Status	Part 28 Location	Part 28 Quantity	Part 28 Unit Price	Part 28 Total Price	Part 28 Tax	Part 28 Total Tax	Part 28 Total Price with Tax
Part 29	1029	Part 29 Description	Part 29 Category	Part 29 Status	Part 29 Location						

Q'ty

R

48

1

PM30-28259*C

1

MO-ASSY

1

4

AND040-04

NAME-PLATE

1

5

4M30-90184

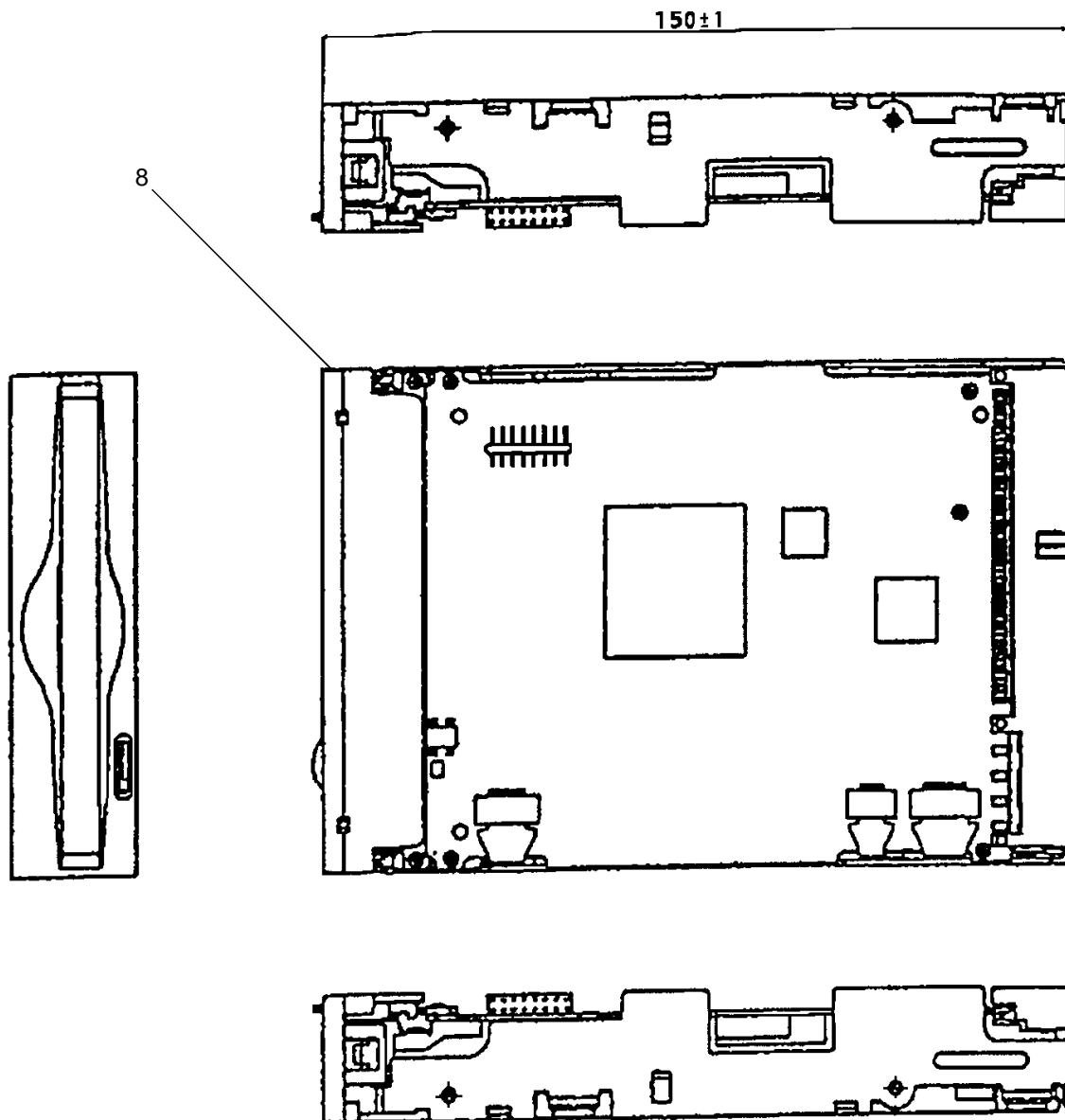
NAME-PLATE

1

(OUT PUT:2000-04-18)

7,9 --> LOCATIONS NOT SHOWN

PM30-28259*C-1



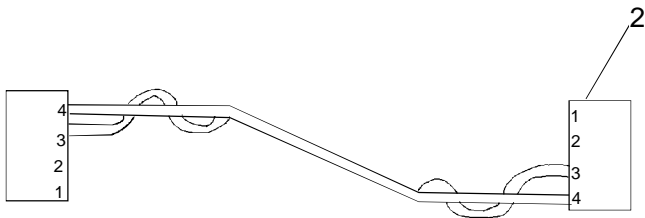
1.4.1 (1/ 1)

Part Name	Part No	G	2F730-087E*C
MO-ASSY	PM30-28259*C	1	U.P. 46

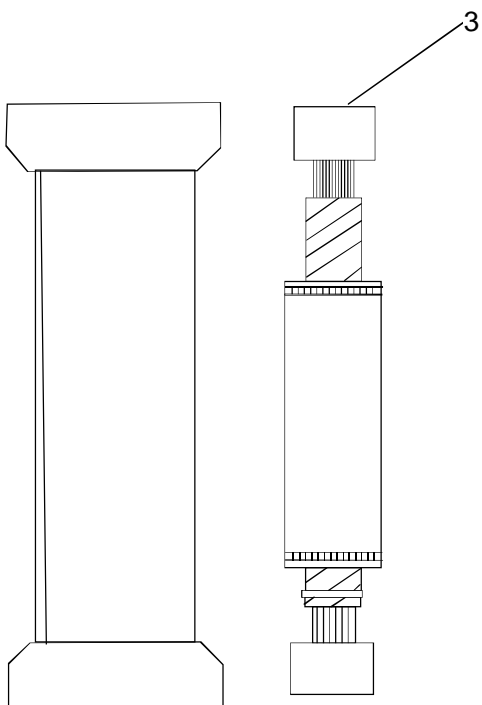
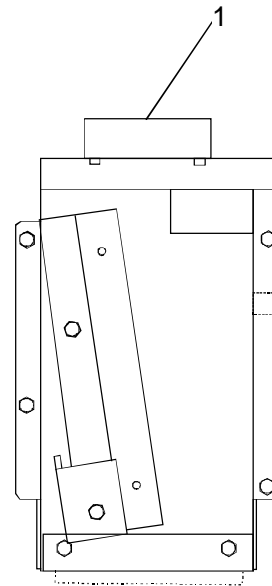
Ref.	L.P.	Item No.	Part No.	G	Part Name	Q'ty	R
	50	7	BSM31-1367		MOI/F-PWB	1	R
		8	BSM31-1710		MO-DISK	1	C
		9	PM30-29048	1	DRIVE-ASSY	1	R

(OUT PUT:2000-04-18)

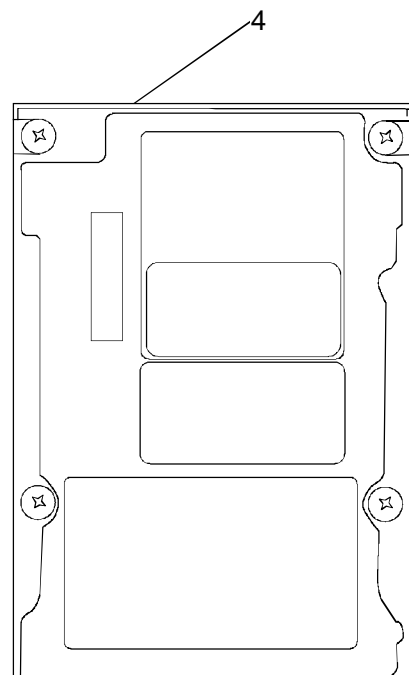
PM30-29048-1



FROM MOTHER BOARD MB26PN
TO MOD CNNB



FROM MOTHER BOARD MB27JF
TO MOD SCSI



1.4.1- 1 (1/ 1)

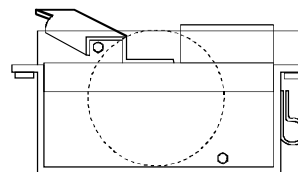
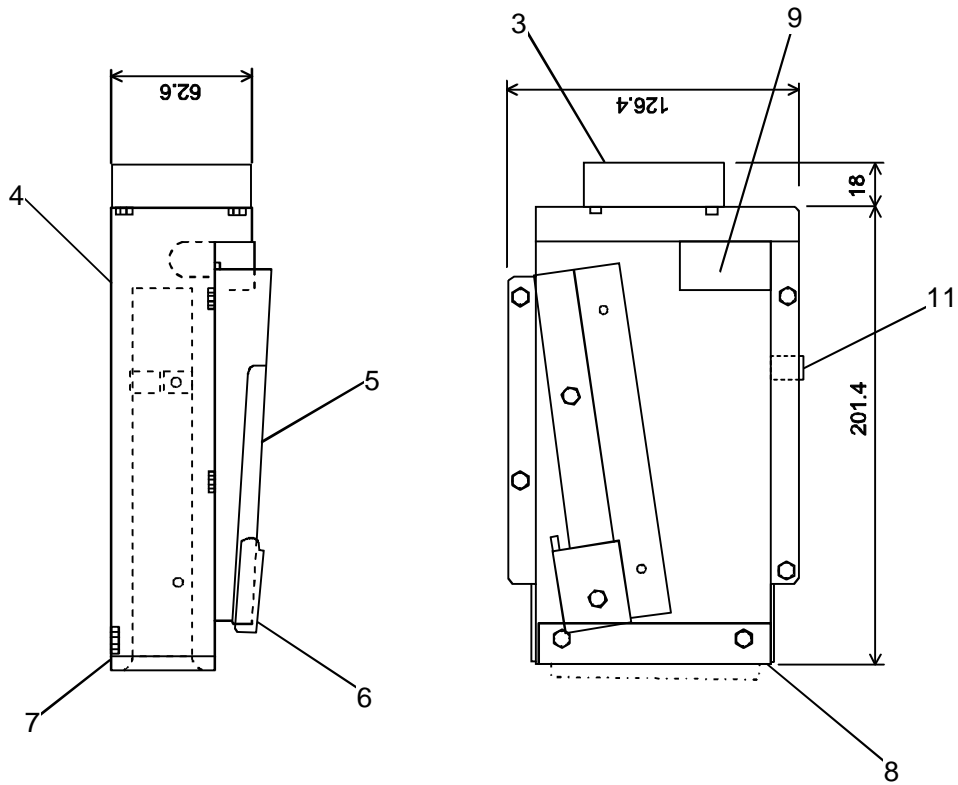
Part Name	Part No	G	2F730-087E*C
DRIVE-ASSY	PM30-29048	1	U.P. 48

Ref.	L.P.	Item No.	Part No.	G	Part Name	Q'ty	R
	52	1	PM30-27356*D	1	MO-MECHA	1	
		2	CM30-27411	1	CABLE ASSY	1	
	56	3	CM30-27412*A	1	CABLE ASSY	1	
		4	BSM31-1368*A		MO-DRIVE-UNIT	1	

(OUT PUT:2000-04-18)

12 --> LOCATION NOT SHOWN

PM30-27356*D-1



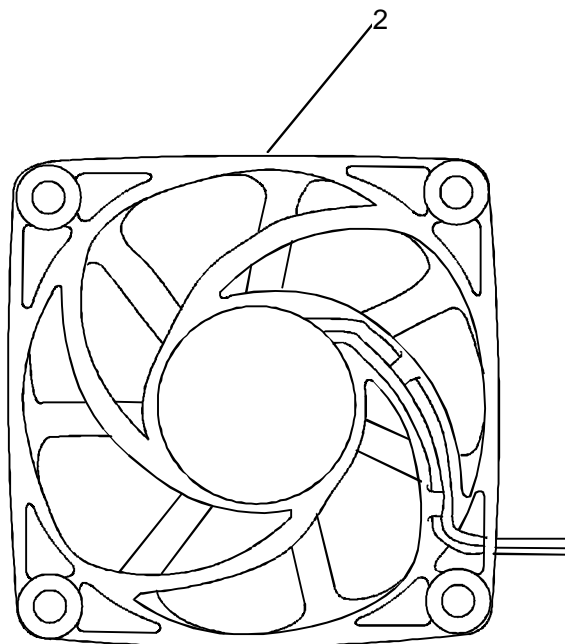
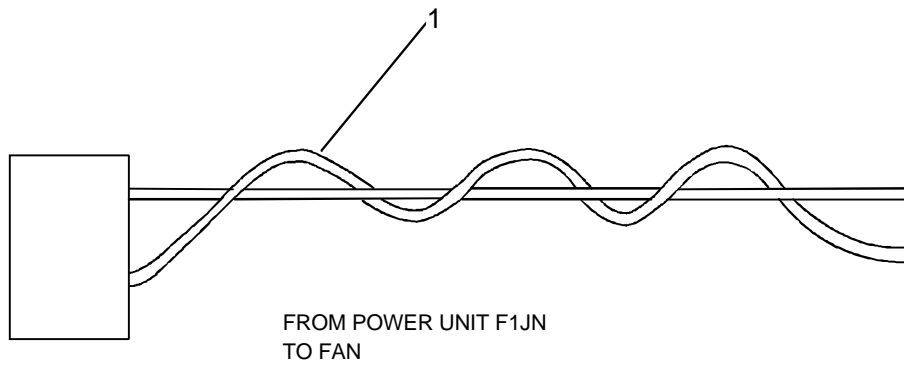
1. 4. 1- 2 (1/ 1)

Part Name	Part No	G	2F730-087E*C
MO-MECHA	PM30-27356*D	1	U.P. 50

Ref.	L.P.	Item No.	Part No.	G	Part Name	Q'ty	R
N7 N9	54	3	PM30-28260	1	MOD FAN ASSY	1	
		4	WM30-28326*A	1	BOX	1	
		5	WM30-28327*A	1	PLATE,MTG	1	
		6	4M30-28329		PLATE	1	
		7	4M08-91126*B		NET	2	
		8	4M08-70812*A		CUSHION	1	
		9	4M08-70813*A		CUSHION	1	
		11	AWK016-05		CLAMP	1	
		12	AWK016-07		CLAMP	1	

(OUT PUT:2000-04-18)

PM30-28260-1



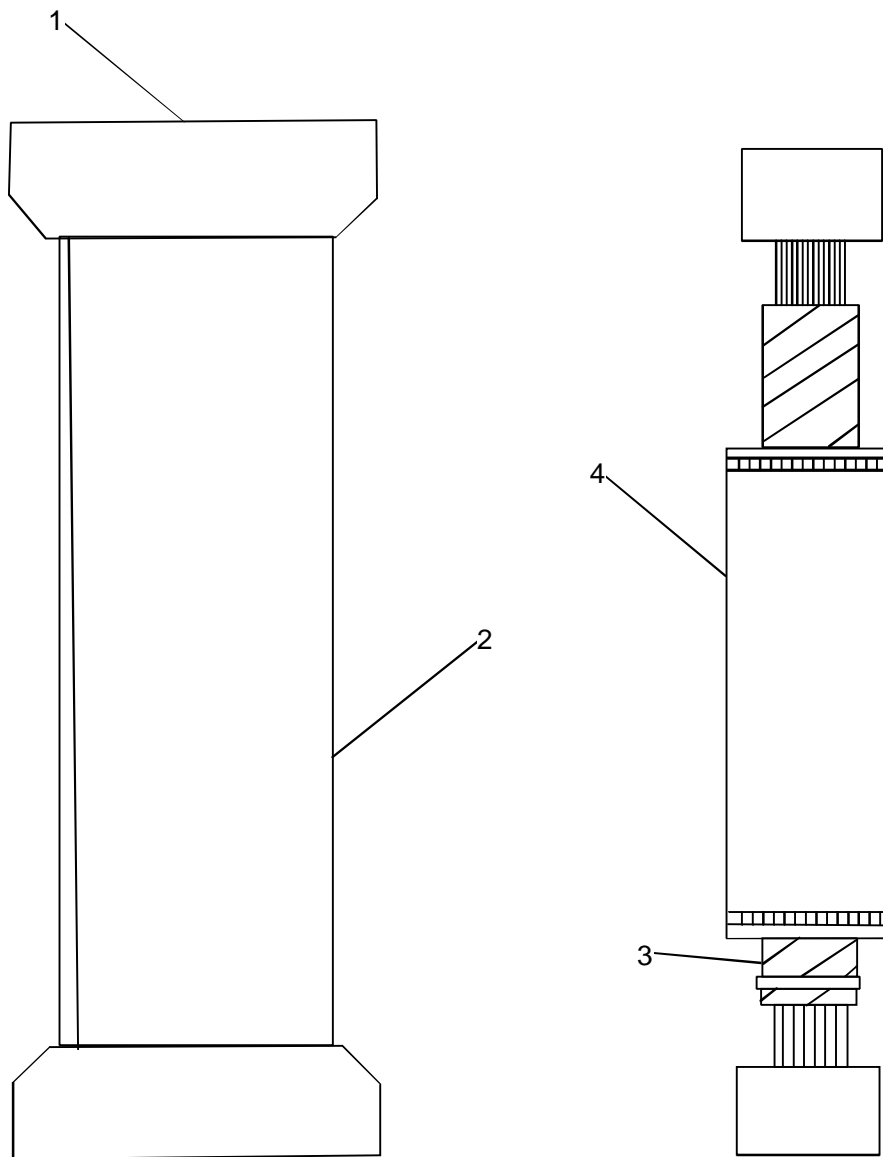
1.4.1- 3 (1/ 1)

Part Name	Part No	G	2F730-087E*C
MOD FAN ASSY	PM30-28260	1	U.P. 52

Ref.	L.P.	Item No.	Part No.	G	Part Name	Q'ty	R
		1	CM30-27394*A	4	CABLE ASSY	1	
		2	BSM30-6854		FAN	1	E

(OUT PUT:2000-04-18)

CM30-27412*A-1



FROM MOTHER BOSRD MB27JF
TO MOD SCSI

1.4.1- 6 (1/ 1)

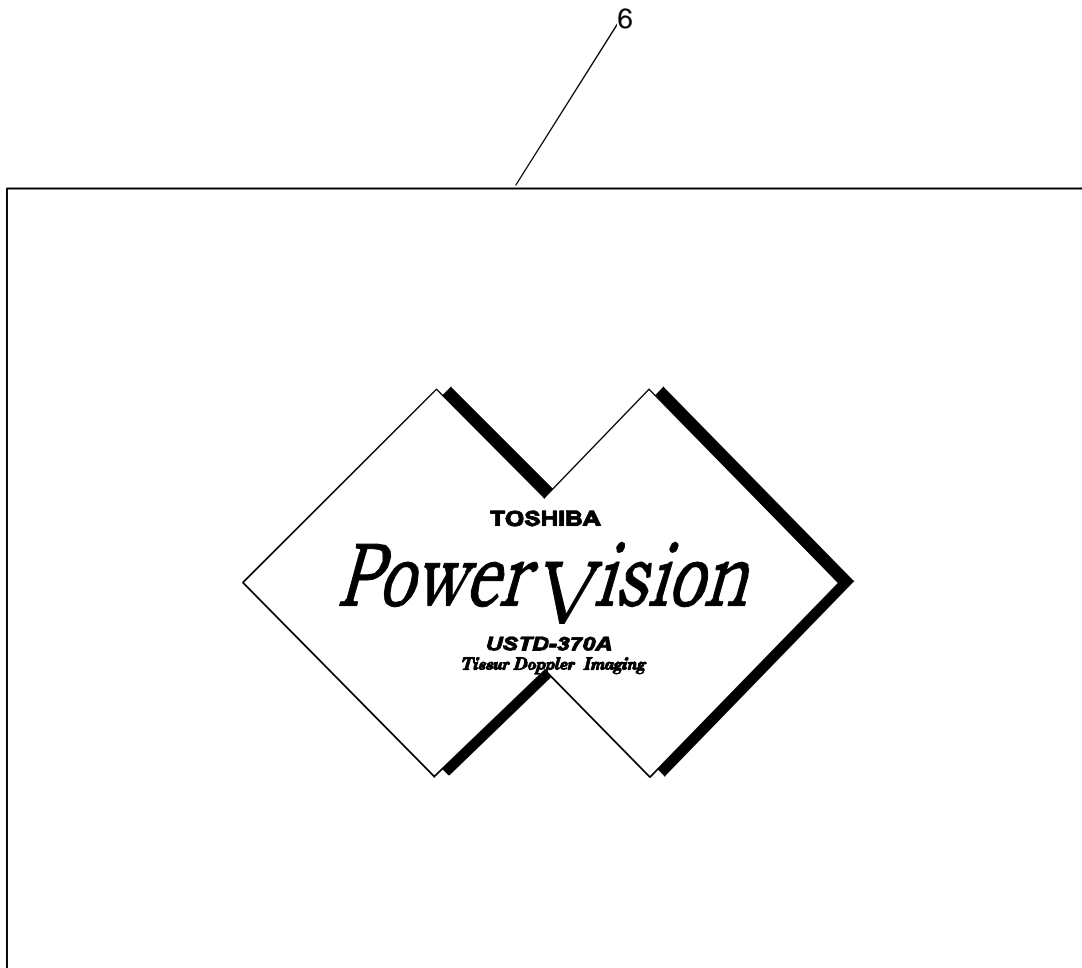
Part Name	Part No	G	2F730-087E*C
CABLE ASSY	CM30-27412*A	1	U.P. 50

Ref.	L.P.	Item No.	Part No.	G	Part Name	Q'ty	R
MB27JF,MOD2		1	APS511-50		CONNECTOR	2	
		2	AWA113P25U*R72		CABLE	1	
SHIELD		3	BSM31-1319		SHIELD SLEEVE	1	
SHIELD		4	BSM31-1322*A		MAGIC TAPE	1	

(OUT PUT:2000-04-18)

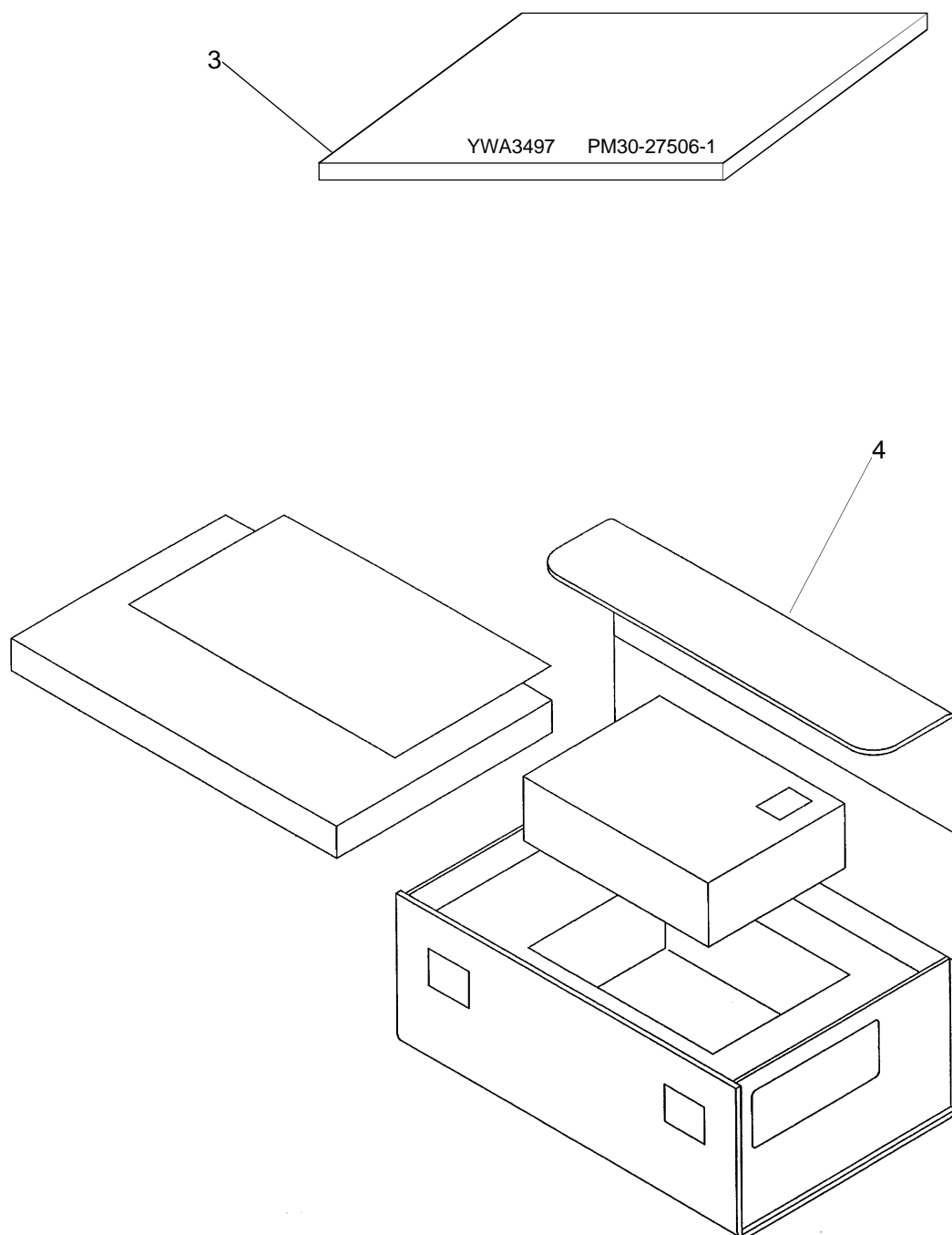
2 --> LOCATION NOT SHOWN

CLM-22972*A-1



1 --> LOCATION NOT SHOWN

CLM-23186*A-1



1.6

(1/ 1)

Part Name

Part No

G

2F730-087E*C

UITE-371A

CLM-23186*A

1

U.P.

4

Ref.

L.P.

Item No.	Item Description	Unit	Quantity	Unit Price	Total Price
1
2
3
4
5
6
7
8
9
10
11
12
13
14
15
16
17
18
19
20
21
22
23
24
25
26
27
28
29
30
31
32
33
34
35
36
37
38
39
40
41
42
43
44
45
46
47
48
49
50
51
52
53
54
55
56
57
58
59
60
61
62
63
64
65
66
67
68
69
70
71
72
73
74
75
76
77
78
79
80
81
82
83
84
85
86
87
88
89
90</	

Part No.

G

Part Name	Part Number	Part Description	Part Price	Part Quantity	Part Total
Engine	1000	1000	1000	1000	1000
Transmission	2000	2000	2000	2000	2000
Driveshaft	3000	3000	3000	3000	3000
Front Suspension	4000	4000	4000	4000	4000
Rear Suspension	5000	5000	5000	5000	5000
Brakes	6000	6000	6000	6000	6000
Wheels	7000	7000	7000	7000	7000
Tires	8000	8000	8000	8000	8000
Exhaust	9000	9000	9000	9000	9000
Interior	10000	10000	10000	10000	10000
Exterior	11000	11000	11000	11000	11000
Engine	12000	12000	12000	12000	12000
Transmission	13000	13000	13000	13000	13000
Driveshaft	14000	14000	14000	14000	14000
Front Suspension	15000	15000	15000	15000	15000
Rear Suspension	16000	16000	16000	16000	16000
Brakes	17000	17000	17000	17000	17000
Wheels	18000	18000	18000	18000	18000
Tires	19000	19000	19000	19000	19000
Exhaust	20000	20000	20000	20000	20000
Interior	21000	21000	21000	21000	21000
Exterior	22000	22000	22000	22000	22000
Engine	23000	23000	23000	23000	23000
Transmission	24000	24000	24000	24000	24000
Driveshaft	25000	25000	25000	25000	25000
Front Suspension	26000	26000	26000	26000	26000
Rear Suspension	27000	27000	27000	27000	27000
Brakes	28000	28000	28000	28000	28000
Wheels	29000	29000	29000	29000	29000
Tires	30000	30000	30000	30000	30000
Exhaust	31000	31000	31000	31000	31000
Interior	32000	32000	32000	32000	32000
Exterior	33000	33000	33000	33000	33000
Engine	34000	34000	34000	34000	34000
Transmission	35000	35000	35000	35000	35000
Driveshaft	36000	36000	36000	36000	36000
Front Suspension	37000	37000	37000	37000	37000
Rear Suspension	38000	38000	38000	38000	38000
Brakes	39000	39000	39000	39000	39000
Wheels	40000	40000	40000	40000	40000
Tires	41000	41000	41000	41000	41000
Exhaust	42000	42000	42000	42000	42000
Interior	43000	43000	43000	43000	43000
Exterior	44000	44000	44000	44000	44000
Engine	45000	45000	45000	45000	45000
Transmission	46000	46000	46000	46000	46000
Driveshaft	47000	47000	47000	47000	47000
Front Suspension	48000	48000	48000	48000	48000
Rear Suspension	49000	49000	49000	49000	49000
Brakes	50000	50000	50000	50000	50000
Wheels	51000	51000	51000	51000	51000
Tires	52000	52000	52000	52000	52000
Exhaust	53000	53000	53000	53000	53000
Interior	54000	54000	54000	54000	54000
Exterior	55000	55000	55000	55000	55000
Engine	56000	56000	56000	56000	56000
Transmission	57000	57000	57000	57000	57000
Driveshaft	58000	58000	58000	58000	58000
Front Suspension	59000	59			

Q'ty

R

1	AND040-04
---	-----------

NAME-PLATE

1

62

3 | CLM-22948*A

1

UITE-370A

1

64

4 | CLM-22949*A

1

UITC-370A

1

(OUT PUT:2000-04-18)

1 --> LOCATION NOT SHOWN

CLM-22948*A-1




1.6.1 (1/ 1)

Part Name	Part No	G	2F730-087E*C
UITE-370A	CLM-22948*A	1	U.P. 60

Ref.	L.P.	Item No.	Part No.	G	Part Name	Q'ty	R
YWA3497*A		1	AND040-04		NAME-PLATE	1	
		3	PM30-27506*C	1	A-DISP	1	R

(OUT PUT:2000-04-18)

CLM-22949*A-1



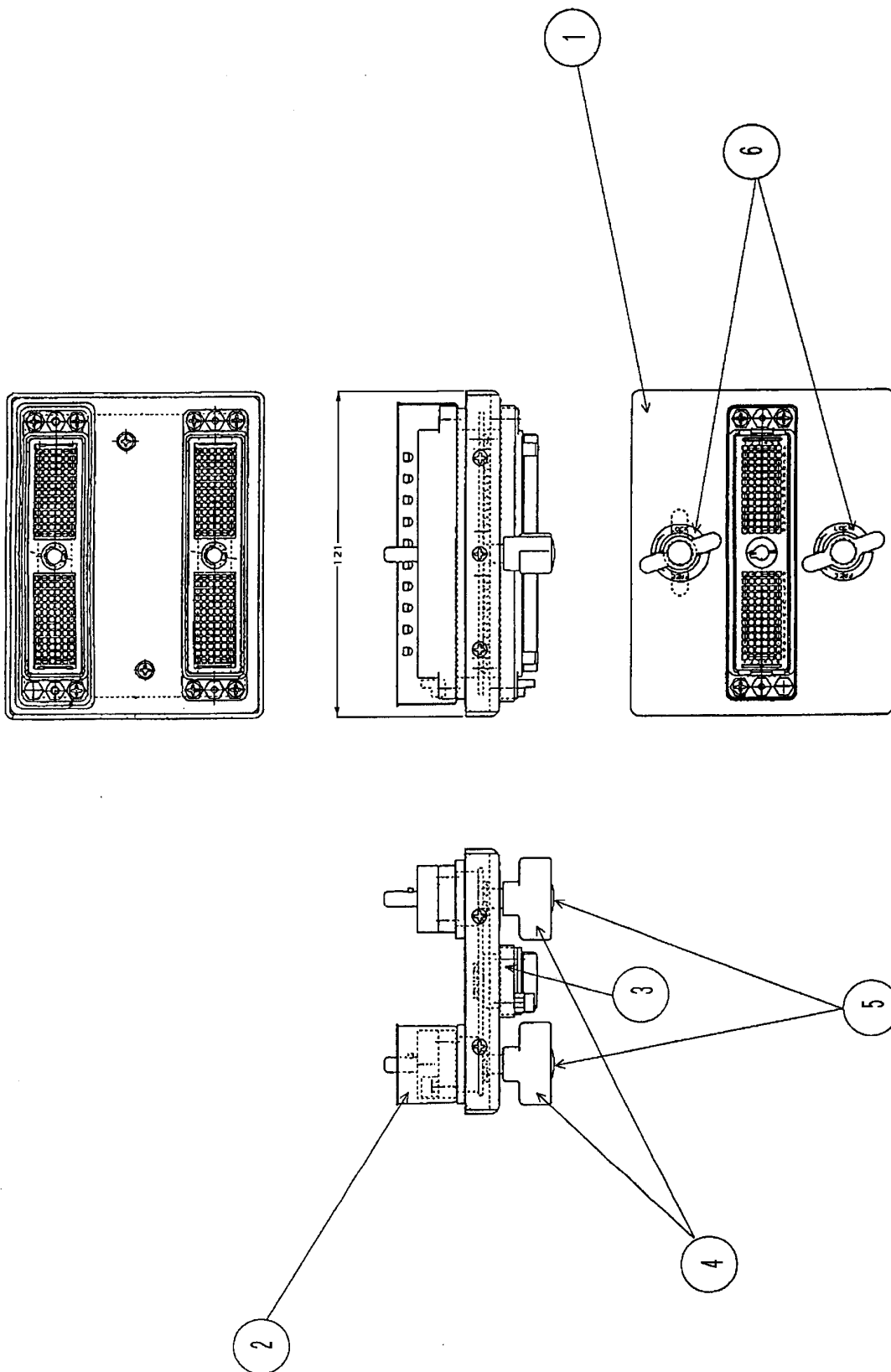
1.6.2 (1/ 1)

Part Name	Part No	G	2F730-087E*C
UITC-370A	CLM-22949*A	1	U.P. 60

Ref.	L.P.	Item No.	Part No.	G	Part Name	Q'ty	R
	66	1	PM32-00046*A	1	ADAPTOR, PROBE	1	
	68	2	PM32-00115	1	CASE ASSY	1	
		3	YNC5009-01		NAME PLATE	1	
		5	YNF5803-01		NAME, PLATE	1	

(OUT PUT:2000-04-18)

PM32-00046*A-1



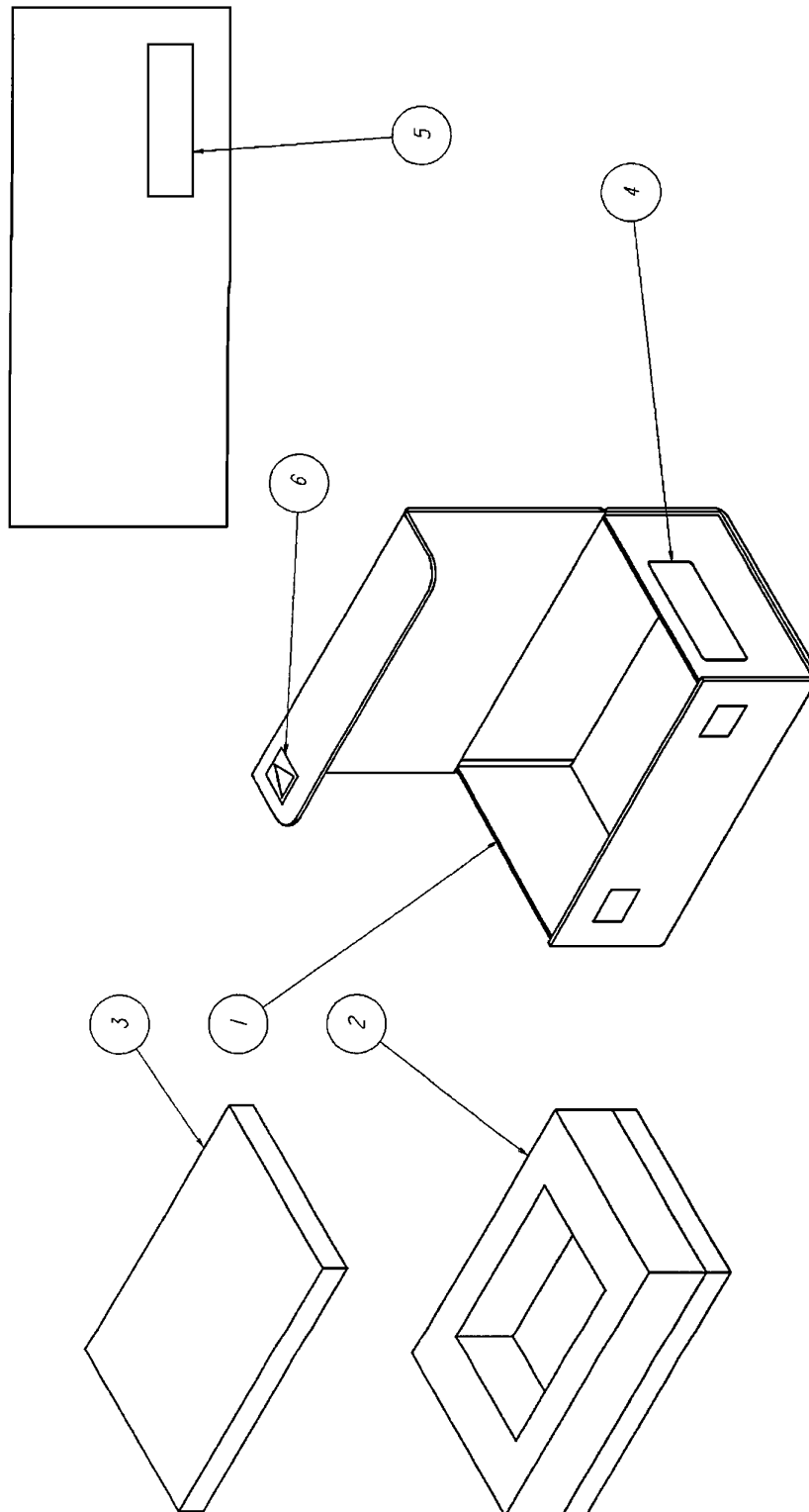
1.6.2- 1 (1/ 1)

Part Name	Part No	G	2F730-087E*C
ADAPTOR, PROBE	PM32-00046*A	1	U.P. 64

Ref.	L.P.	Item No.	Part No.	G	Part Name	Q'ty	R
		1	BSM32-0028*A		ADAPTOR, PROBE	1	
		2	3M32-00031*A		CNN-SHIELD CUP	2	
		3	3M30-18972*B		CNN-SHIELD CAP	1	
		4	4M08-30510		HANDLE	2	
		5	4M08-30511		CAP	2	
		6	YNF5903-01*A		NAME PLATE	2	

(OUT PUT:2000-04-18)

PM32-00115-1



1.6.2- 2 (1/ 1)

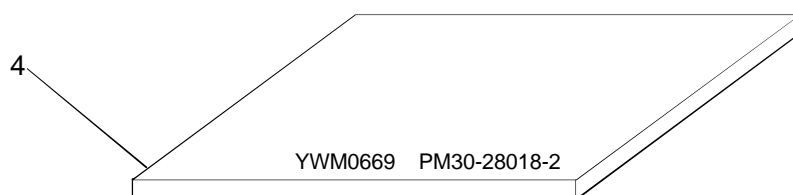
Part Name	Part No	G	2F730-087E*C
CASE ASSY	PM32-00115	1	U.P. 64

Ref.	L.P.	Item No.	Part No.	G	Part Name	Q'ty	R
PACKING CASE		1	YZZ5211-01*A		CASE	1	E
		2	3M08-81040		CUSHION	1	
		3	3M08-81041		CUSHION	1	
		4	YNC5010-01		NAME PLATE	1	
		5	AND023-03		NAME-PLATE	1	
		6	YNF5813-01		NAME PLATE	1	

(OUT PUT:2000-04-18)

1 --> LOCATION NOT SHOWN

CLM-22944*B-1



1.7 (1/ 1)

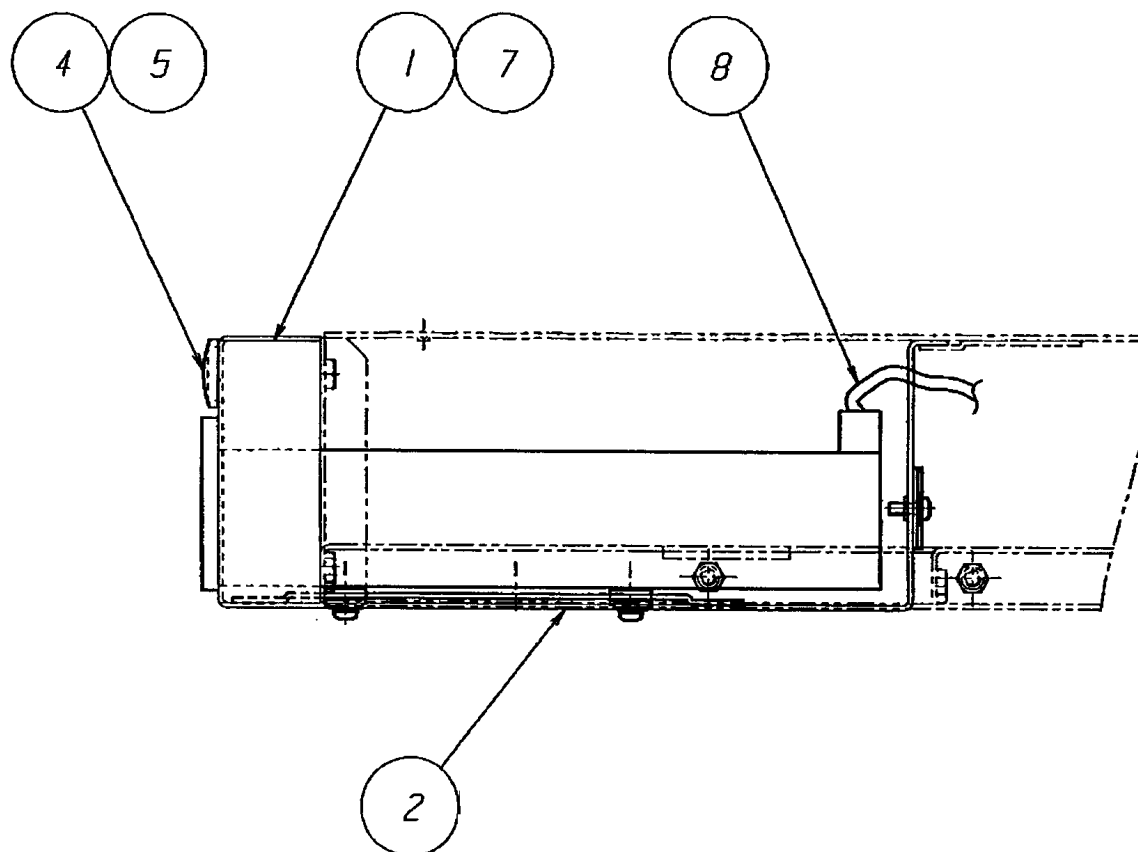
Part Name	Part No	G	2F730-087E*C
UIPS-370A	CLM-22944*B	1	U.P. 4,160,174

Ref.	L.P.	Item No.	Part No.	G	Part Name	Q'ty	R
YWM0669*D		1	AND040-04		NAME-PLATE	1	
		4	PM30-28018*G	2	PBSEL	1	R

(OUT PUT:2000-04-18)

6 --> LOCATION NOT SHOWN

CLM-22952*B-1



1.8 (1/ 1)

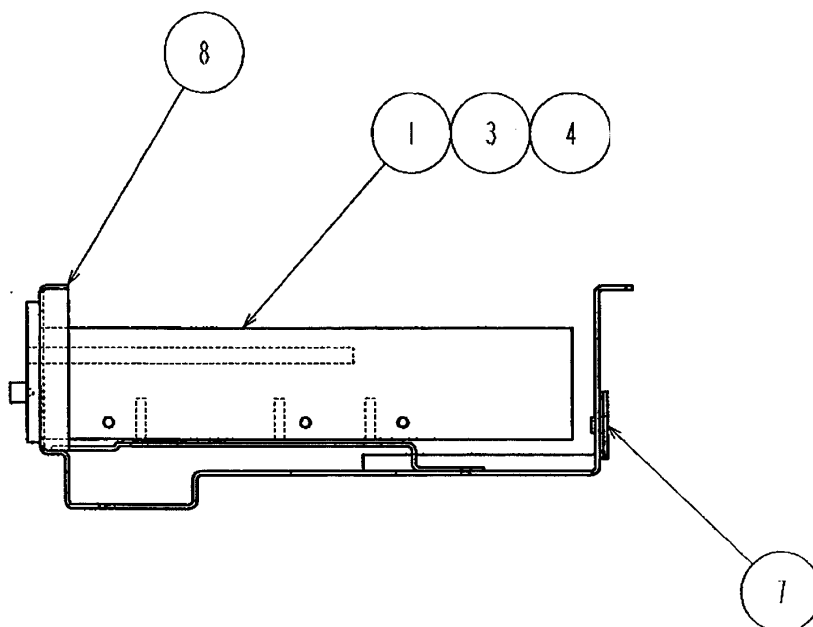
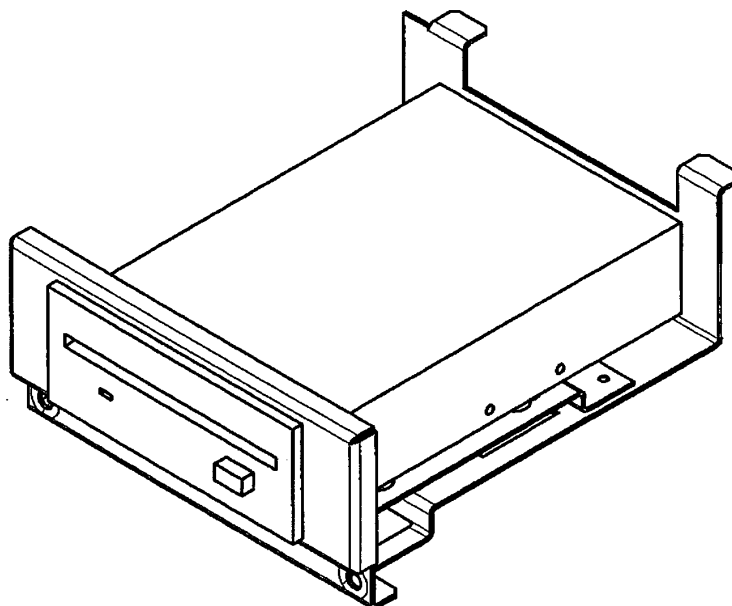
Part Name	Part No	G	2F730-087E*C
UIFD-001A	CLM-22952*B	1	U.P. 4.146.160

Ref.	L.P.	Item No.	Part No.	G	Part Name	Q'ty	R
	74	1	PM30-27385*C	1	FDD ASSY	1	
		2	AND040-04		NAME-PLATE	1	
		4	AYS401-01		WASHER	4	
		5	AYZ057-01		CAP	4	
		6	4M30-26288		CLAMP	1	
		7	AWG008-01		EDGING	1	
		8	CM30-27410*A	1	CABLE ASSY	1	

(OUT PUT:2000-04-18)

6 --> LOCATION NOT SHOWN

PM30-27385*C-1



1.8.1 (1/ 1)

Part Name	Part No	G	2F730-087E*C
FDD ASSY	PM30-27385*C	1	U.P. 72

Ref.	L.P.	Item No.	Part No.	G	Part Name	Q'ty	R
		1	BSM30-7502*D		FLOPPY DISK	1	R
		3	4M08-70617		BUSHING	4	
		4	AYZ012-11		SPACER	4	
		6	4M30-26617		CLAMP	1	
		7	4M30-26288		CLAMP	1	
		8	WM30-28435*A	1	PLATE	1	

(OUT PUT:2000-04-18)

2,6 --> LOCATIONS NOT SHOWN

CLM-23319*B-1



1.9

(1/ 1)

Part Name

Part No G

2F730-087E*C

UITH-370A

CLM-23319*B 1

U.P.

4

Ref.

L.P.

Item No.	Item Description	Unit	Quantity	Unit Price	Total Price
1
2
3
4
5
6
7
8
9
10
11
12
13
14
15
16
17
18
19
20
21
22
23
24
25
26
27
28
29
30
31
32
33
34
35
36
37
38
39
40
41
42
43
44
45
46
47
48
49
50
51
52
53
54
55
56
57
58
59
60
61
62
63
64
65
66
67
68
69
70
71
72
73
74
75
76
77
78
79
80
81
82
83
84
85
86
87
88
89
90</	

Part No.

G

Part Name

Q'ty

R

YWM0841

2	AND040-04
---	-----------

3 | PM30-28383*G

1

NAME-PLATE

PULSER-H

1

2

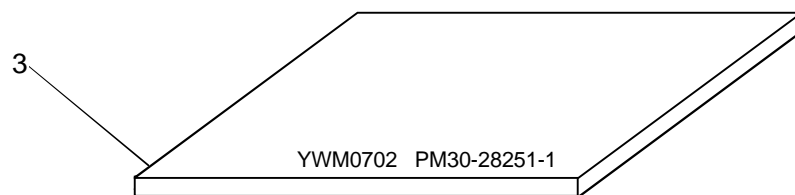
1

6 | BSM31-1691

CASE

2,6 --> LOCATIONS NOT SHOWN

CLM-23382-1



1.10 (1/ 1)

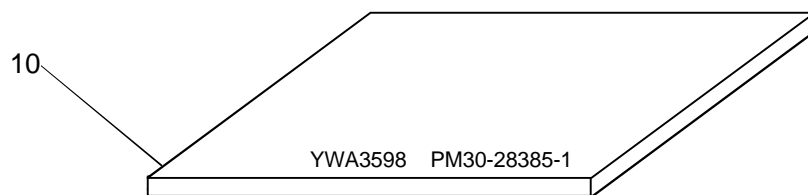
Part Name	Part No	G	2F730-087E*C
UIAM-370A/A1	CLM-23382	1	U.P. 4

Ref.	L.P.	Item No.	Part No.	G	Part Name	Q'ty	R
YWM0702*A		2	AND040-04	1	NAME-PLATE	1	R
		3	PM30-28251*A		DOP-ADAP	1	
		6	BSM31-1692*A		CASE	1	

(OUT PUT:2000-04-18)

1~3,12 --> LOCATIONS NOT SHOWN

CLM-23384*A-1



1.11 (1/ 1)

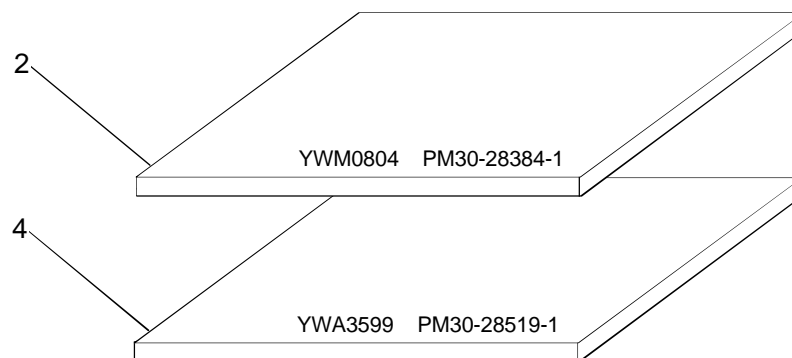
Part Name	Part No	G	2F730-087E*C
UICW-372A	CLM-23384*A	1	U.P. 4

Ref.	L.P.	Item No.	Part No.	G	Part Name	Q'ty	R
YWA3598*A PULECHO2 CW-PARTS	82	1	PM30-28389*D	2	CW-T&R	1	R
		2	BSM31-1512*C		DEM0D2	1	R
		3	AND040-04		NAME-PLATE	1	
		10	PM30-28385*B	1	PULECHO	1	R
	84	12	PM30-28520*A	1	CW-PARTS	1	

(OUT PUT:2000-04-18)

6,8 --> LOCATIONS NOT SHOWN

PM30-28389*D-2



1.11.1 (1/ 1)

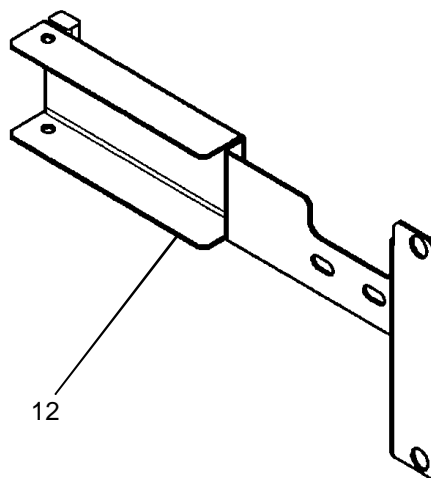
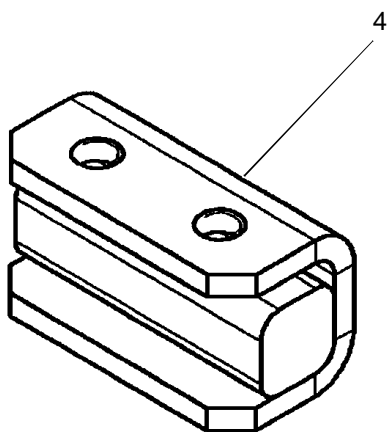
Part Name	Part No	G	2F730-087E*C
CW-T&R	PM30-28389*D	2	U.P. 80,188

Ref.	L.P.	Item No.	Part No.	G	Part Name	Q'ty	R
YWM0804*B CWREC64 MOUNTE		2	PM30-28384*E	2	CW-RECEIVER	1	R
YWA3599		4	PM30-28519	1	CWECHO	1	R
CWR_CNN2 - PULSER_JC		6	BSM31-1625*B		CW-CABLE	1	
YWA3598*A CWR_CNN3 - DMD		8	BSM31-1818*A		CK-CABLE	1	

(OUT PUT:2000-04-18)

1~3,5~11 --> LOCATIONS NOT SHOWN

PM30-28520*A-1



1.11.3 (1/ 1)

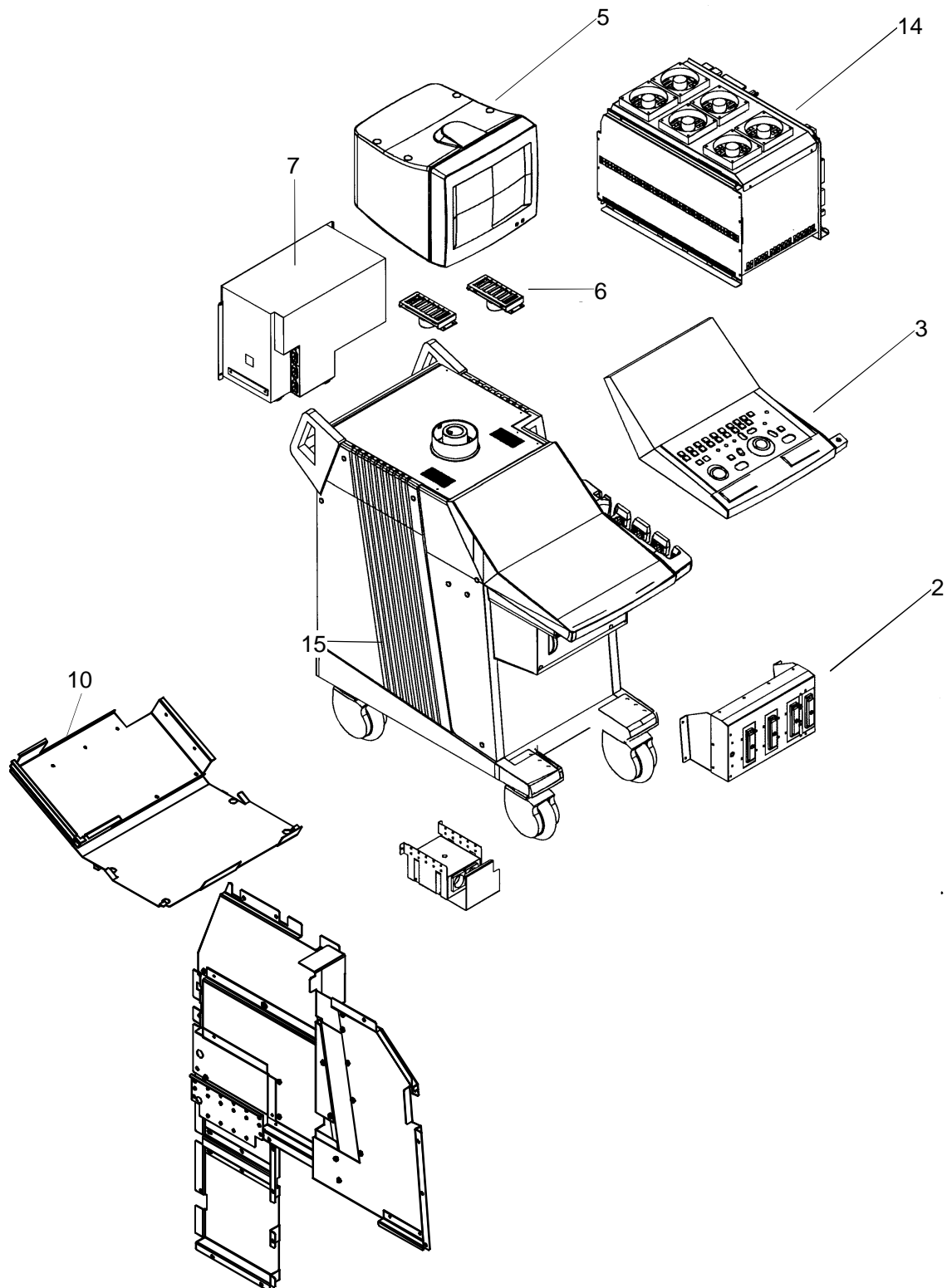
Part Name	Part No	G	2F730-087E*C
CW-PARTS	PM30-28520*A	1	U.P. 80.188

Ref.	L.P.	Item No.	Part No.	G	Part Name	Q'ty	R
PLATE DMD_		1	4M08-70834		CUSHION	2	
LATE CUSHION1S							
CUSHION2S		2	4M08-70835		CUSHION	1	
CUSHION1L		3	AWK002-06		CLAMP	2	
CLAMP1 CLAMP2		4	WM30-28471	1	PLATE	1	
DMD_PLATE		5	CM30-28521	1	GND-CABLE 1	1	
GND-CABLE 1		6	CM30-28522	1	GND-CABLE 2	1	
GND-CABLE 1 GND-							
ABLE 2		9	BSM30-9968		SCHLEGEL	1	
GASKET-R2							
LABEL2		10	BSM31-1942		LABEL-GR2	1	
LABEL3		11	BSM31-1943		LABEL-GR3	1	
PLATE		12	WM30-28467	1	PLATE	1	

(OUT PUT:2000-04-18)

4,11,12,16 --> LOCATIONS NOT SHOWN

PM30-29062*A-4



1.12 (1/ 1)

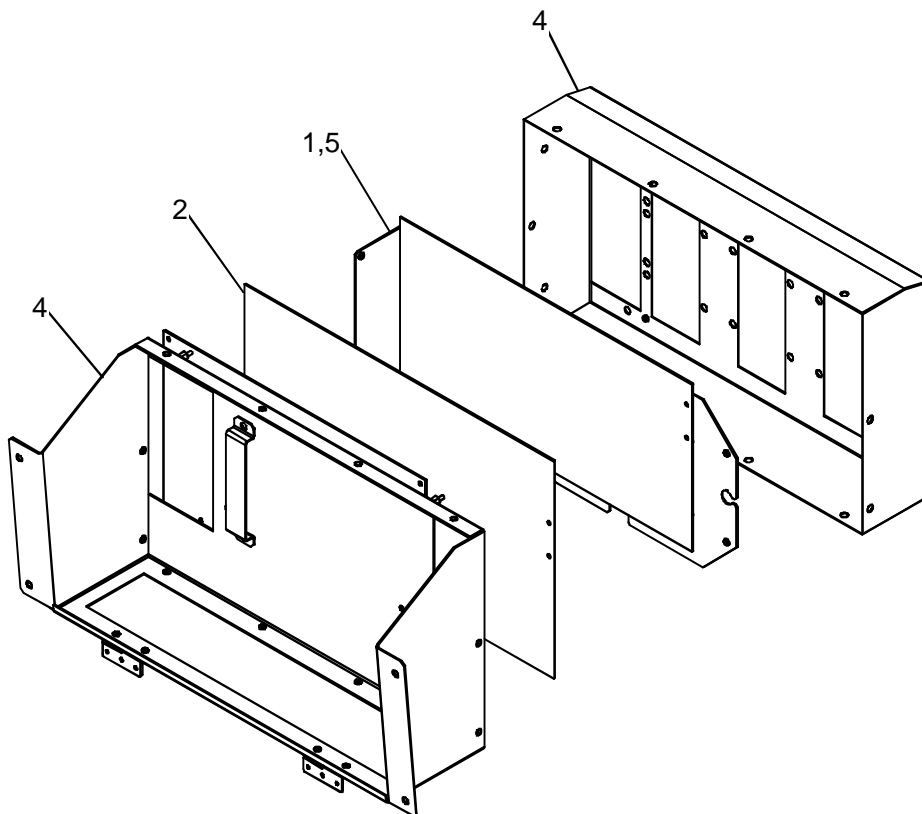
Part Name	Part No	G	2F730-087E*C
MAIN CONSOLE	PM30-29062*A	4	U.P. 4

Ref.	L.P.	Item No.	Part No.	G	Part Name	Q'ty	R
100V	88	2	PM30-27300*E	1	FRONT END ASSY	1	R
	94	3	PM30-27340*C	1	OP PANEL ASSY	1	
	98	4	PM30-27391*E	1	CABLE ASSY	1	
	102	5	PM30-27370*B	1	MONITOR ASSY	1	
	106	6	PM30-27360*C	1	SPEAKER ASSY	1	
		7	BSM31-0269*G		POWER UNIT	1	R
	112	10	PM30-28300*E	1	EMC-PARTS	1	
		11	WM30-27334	1	BOLT	1	
		12	AYZ047-15		SPACER	2	
	114	14	PM30-29060*F	4	PWB RACK ASSY	1	
	128	15	PM30-27240*D	2	CONSOLE ASSY	1	
	138	16	PM30-28493	1	HOOK-ASSY	1	

(OUT PUT:2000-04-18)

7~11 --> LOCATIONS NOT SHOWN

PM30-27300*E-1



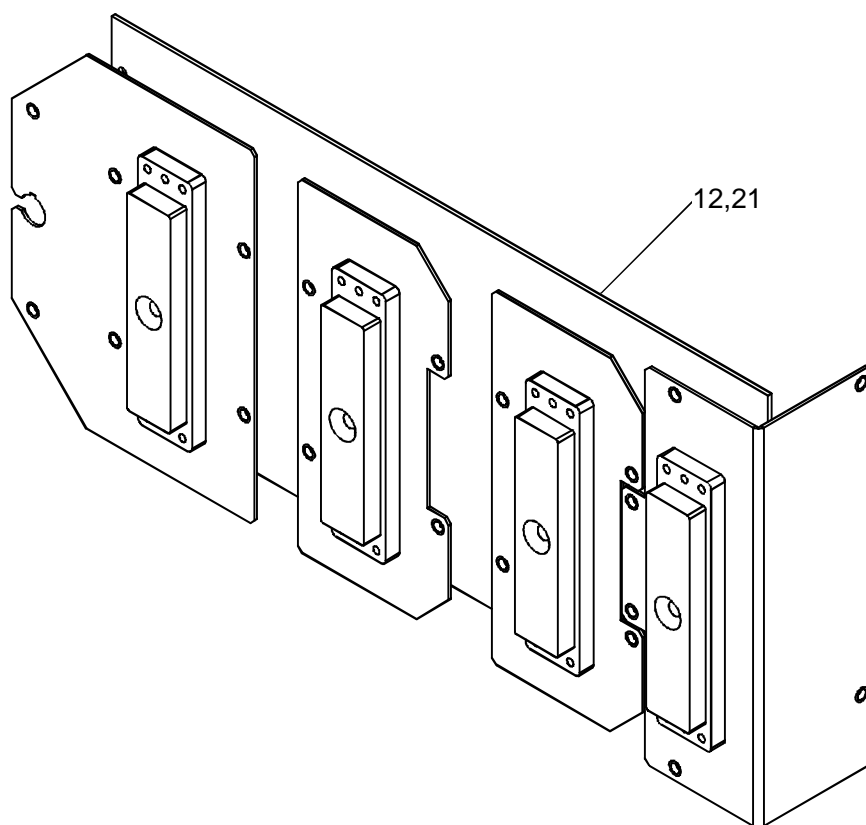
1.12.1 (1/ 1)

Part Name	Part No	G	2F730-087E*C
FRONT END ASSY	PM30-27300*E	1	U.P. 86.148.164

Ref.	L.P.	Item No.	Part No.	G	Part Name	Q'ty	R
YWM0626*C	90	1	PM30-28017*A	1	PBCNN ASSY	1	R E
		2	PM30-27518*F	1	PBCONT	1	
YWM0709*C	92	4	PM30-27301*B	1	FRONT END MECHA	1	
		5	CM30-27418*C	1	CABLE,ASSY	1	
		7	3M08-91129		NET	1	
		8	BSM31-1313		SCHLEGEL	1	
		9	ALZ081-06		CORE	1	
		10	WM30-28331*A	1	CLAMP	1	
		11	AWK016-03		CLAMP	1	

(OUT PUT:2000-04-18)

PM30-28017*A-1



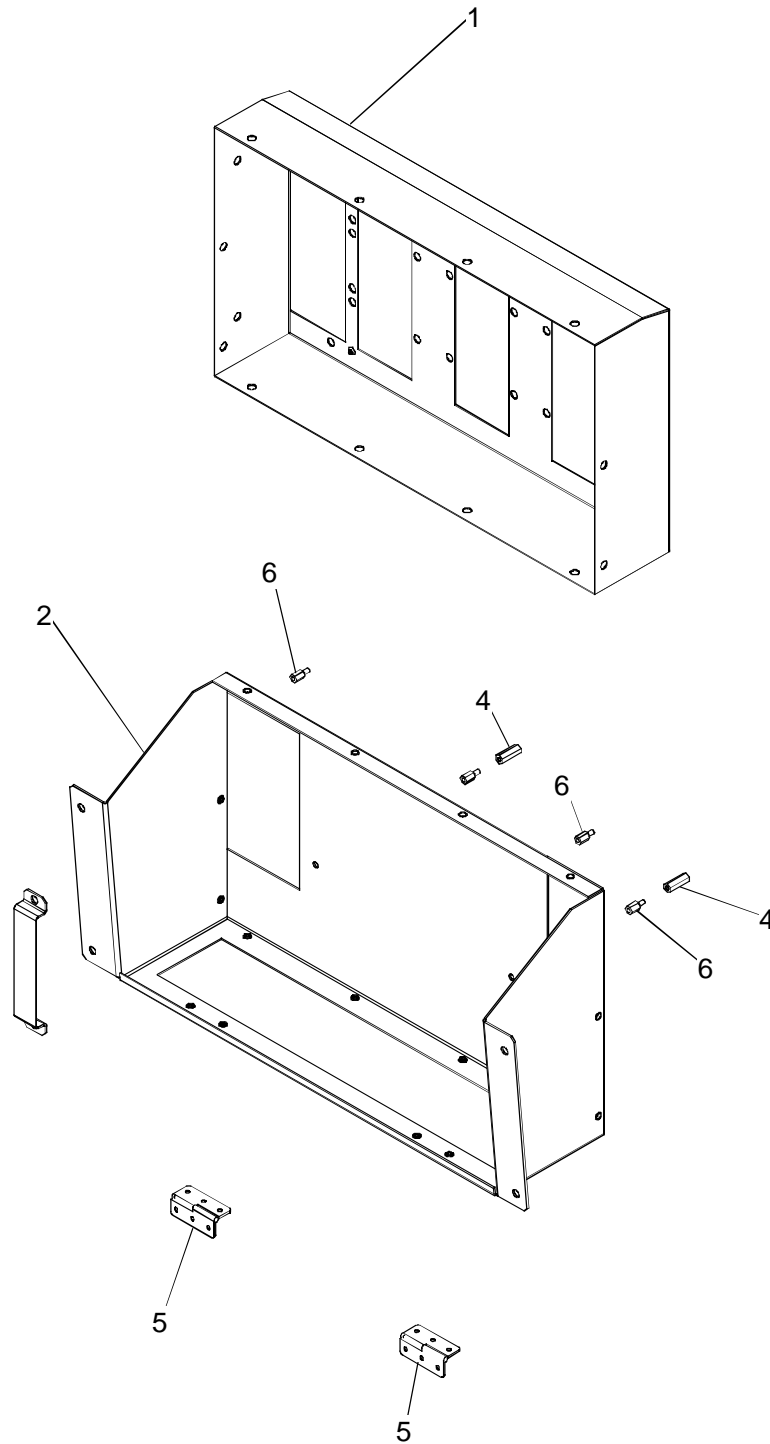
1.12. 1- 1 (1/ 1)

Part Name	Part No	G	2F730-087E*C
PBCNN ASSY	PM30-28017*A	1	U.P. 88

Ref.	L.P.	Item No.	Part No.	G	Part Name	Q'ty	R
		12	BSM31-0534*A		PBCNN	1	
		21	3M30-18972*B		CNN-SHIELD CAP	4	

(OUT PUT:2000-04-18)

PM30-27301*B-1



1.12. 1- 3 (1/ 1)

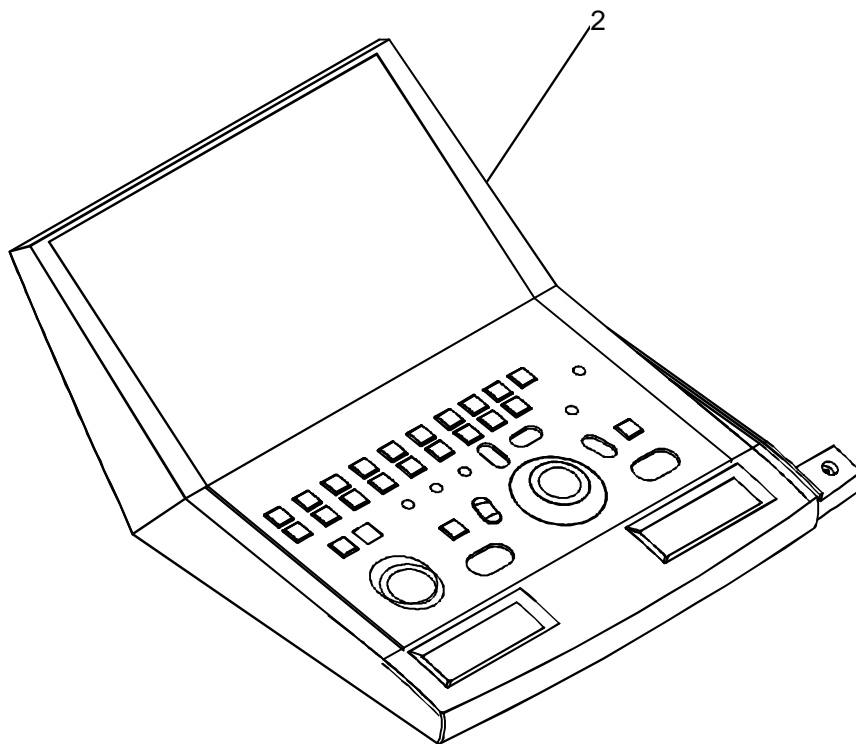
Part Name	Part No	G	2F730-087E*C
FRONT END MECHA	PM30-27301*B	1	U.P. 88

Ref.	L.P.	Item No.	Part No.	G	Part Name	Q'ty	R
		1	3M30-27302*B		PLATE	1	
		2	WM30-27303*C	1	PLATE	1	
		4	4M30-27307		SPACER	2	E
		5	AYH002-01		HINGE	2	
		6	AYZ027-08		SPACER	4	

(OUT PUT:2000-04-18)

5 --> LOCATION NOT SHOWN

PM30-27340*C-1



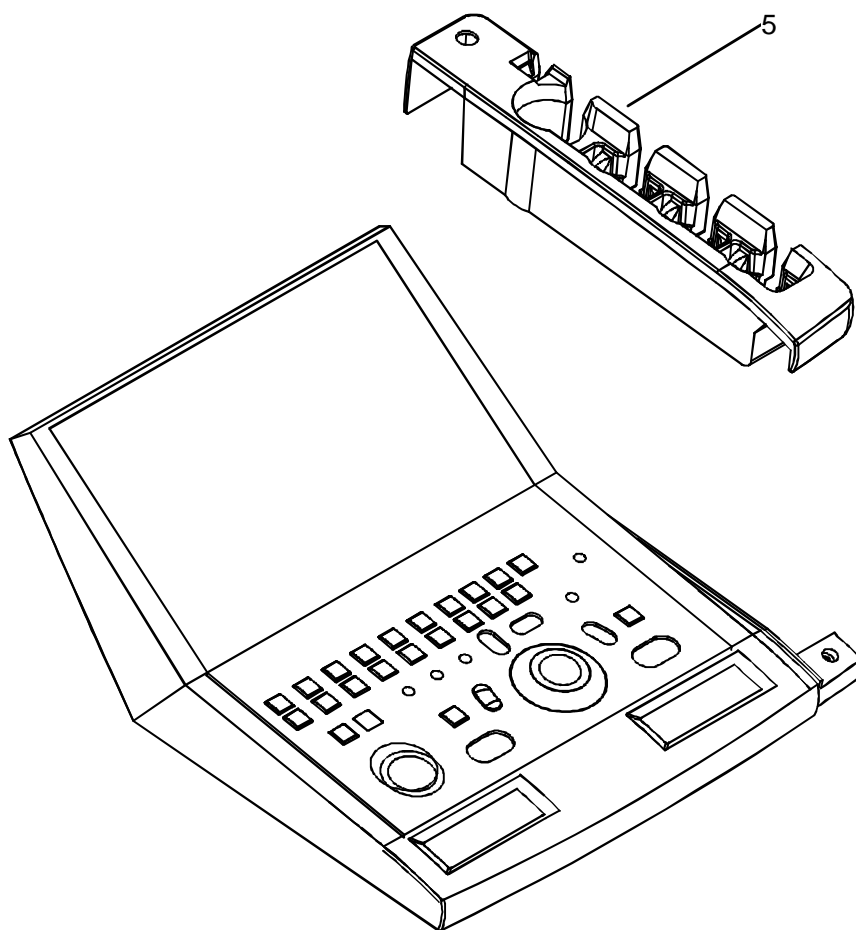
1.12.2 (1/ 1)

Part Name	Part No	G	2F730-087E*C
OP PANEL ASSY	PM30-27340*C	1	U.P. 86,148.164

Ref.	L.P.	Item No.	Part No.	G	Part Name	Q'ty	R
VA PANEL	96	2	PM30-27345*C	1	MAIN PANEL ASSY	1	R
		5	BSM31-2581		PANEL UNIT/STD	1	

(OUT PUT:2000-04-18)

PM30-27345*C-1



1.12. 2- 1 (1/ 1)

Part Name	Part No	G	2F730-087E*C
MAIN PANEL ASSY	PM30-27345*C	1	U.P. 94

Ref.	L.P.	Item No.	Part No.	G	Part Name	Q'ty	R
		5	2M08-70806*A		HOLDER	1	E

(OUT PUT:2000-04-18)

PM30-27391*E-1

Item No.	Parts No.	Ref.
2	CM30-27392*B	PO12JN – PNL1JN
3	CM30-27393*A	PO8JN – F1,2,3,4JN
4	CM30-27395*C	PO1P – MB1P
6	CM30-27397*B	PO3JN – MB3JN
7	CM30-27395*C	PO4P – MB4P
8	CM30-27398*B	PO5JN – MB5JN
9	CM30-27399*B	PO6JN – MB6JN
11	CM30-27401*B	PO13JF – MB8JF
15	CM30-27408*A	MB14JK – HDCN7
16	CM30-27409*B	MB15JF – HDCN1
17	CM30-27414*B	MB20JK – PNL3JK
18	CM30-27415*B	MB21JF – PNL2JF
19	CM30-27416*C	MB22JF – PBCNTJ1
21	BSM31-0540*A	PBPUL1 – PUL1
22	BSM31-0541*A	PBPUL2 – PUL2
23	CM30-28255*B	MB29JF – PBCJ3
24	CM30-27405	PO15JN – MB25JN
25	BSM31-0552*D	MB9JK – R.G.B.H.V
28	BSM31-1396	PO9JN – ACIN
29	CM30-27540*B	RUREF – PNL4JF
30	BSM31-1469*A	PO2JN – MB2JN
31	CM30-28820	PO7JN – MB7JN
32	PM30-28818	MB30JN – VHCAPACITOR

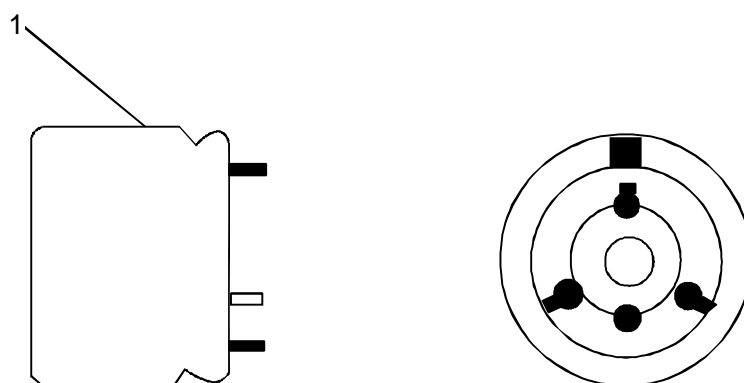
1.12.3 (1/ 1)

Part Name	Part No	G	2F730-087E*C
CABLE ASSY	PM30-27391*E	1	U.P. 86.148.164

Ref.	L.P.	Item No.	Part No.	G	Part Name	Q'ty	R
PO12JN - PNL1JN		2	CM30-27392*B	1	CABLE ASSY	1	E
PO8JN - F1,2,3,4JN		3	CM30-27393*A	1	CABLE ASSY	1	E
PO1P - MB1P		4	CM30-27395*C	1	CABLE ASSY	1	E
PO3JN - MB3JN		6	CM30-27397*B	1	CABLE ASSY	1	E
PO1P - MB1P		7	CM30-27395*C	2	CABLE ASSY	1	E
PO5JN - MB5JN		8	CM30-27398*B	1	CABLE ASSY	1	E
PO6JN - MB6JN		9	CM30-27399*B	1	CABLE ASSY	1	E
PO13JF - MB8JF		11	CM30-27401*B	1	CABLE ASSY	1	E
MB14JK - HDCN7		15	CM30-27408*A	1	CABLE ASSY	1	E
MB15JF - HDCN1		16	CM30-27409*B	1	CABLE ASSY	1	
- MB(FD)16JF							
MB20JK - PNL3JK		17	CM30-27414*B	1	CABLE ASSY	1	
MB21JF - PNL2JF		18	CM30-27415*B	1	CABLE ASSY	1	
MB22JF - PBCNTJ1		19	CM30-27416*C	1	CABLE ASSY	1	
PBPUL1 - PUL1		21	BSM31-0540*A		COAX.FLAT CABLE	1	E
PBPUL2 - PUL2		22	BSM31-0541*A		COAX.FLAT CABLE	1	E
MB29JF - PBCJ3		23	CM30-28255*B	1	CABLE ASSY	1	E
PO15JN - MB25JN		24	CM30-27405	1	CABLE ASSY	1	E
MB9JK - R,G,B,H,V		25	BSM31-0552*D		CABLE	1	E
PO9JN -ACIN		28	BSM31-1396		AC CABLE	1	E
RUREF -PNL4JF	18	29	CM30-27540*B	1	CABLE ASSY	1	E
PO2JN -MB2JN		30	BSM31-1469*A		FILTER5V-C	1	E
PO7JN -MB7JN		31	CM30-28820	1	CABLE ASSY	1	E
MB30JN -VHCAPACITOR	100	32	PM30-28818	1	FILTERVH-C	1	E

(OUT PUT:2000-04-18)

PM30-28818-1



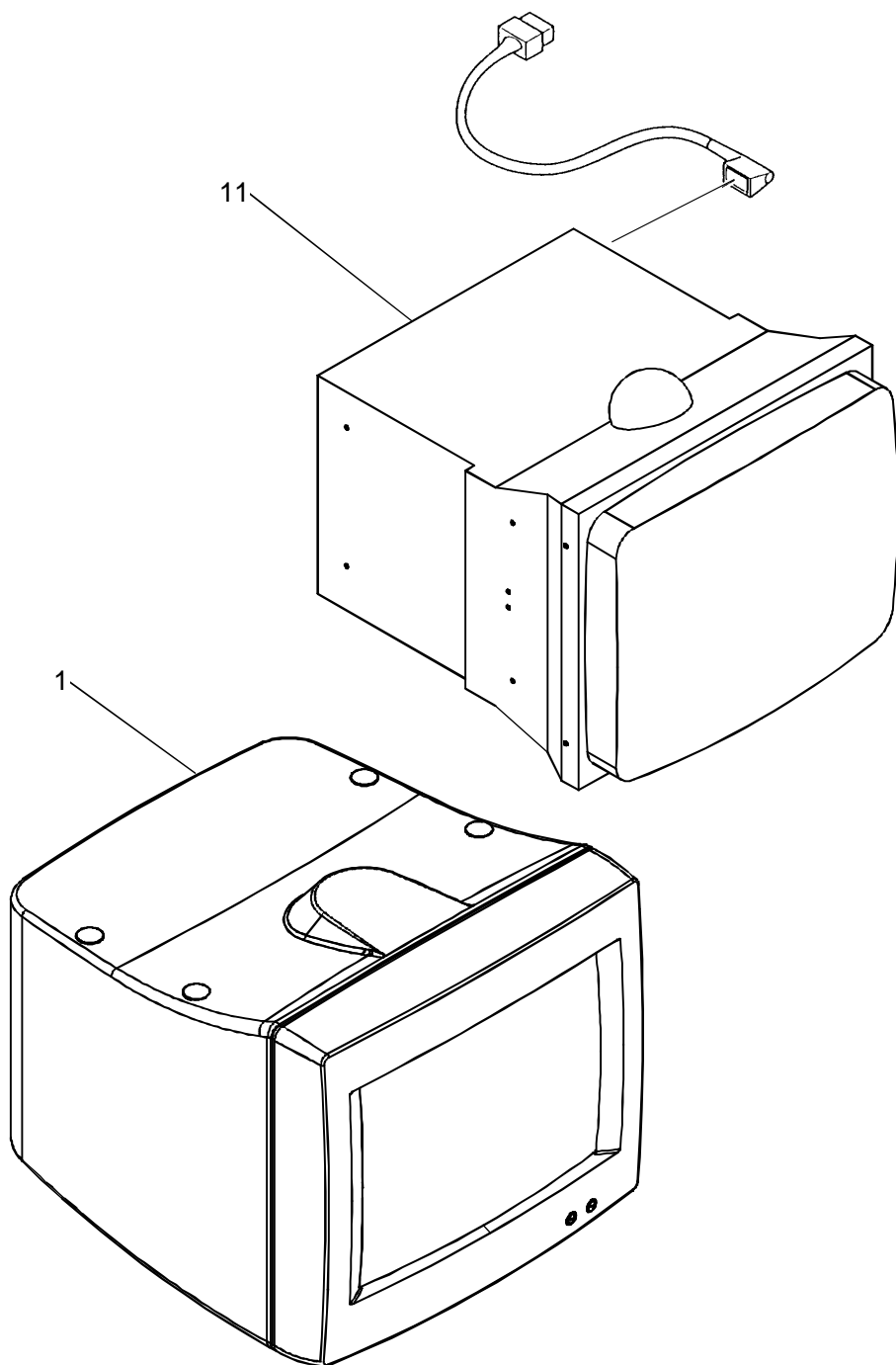
1.12. 3- 18 (1/ 1)

Part Name	Part No	G	2F730-087E°C
FILTERVH-C	PM30-28818	1	U.P. 98

Ref.	L.P.	Item No.	Part No.	G	Part Name	Q'ty	R
VHC1 VHC2		1	CM30-28819 ACE044*102M250	1	CABLE ASSY CAPACITOR,ELE.	1 2	

(OUT PUT:2000-04-18)

PM30-27370*B-1



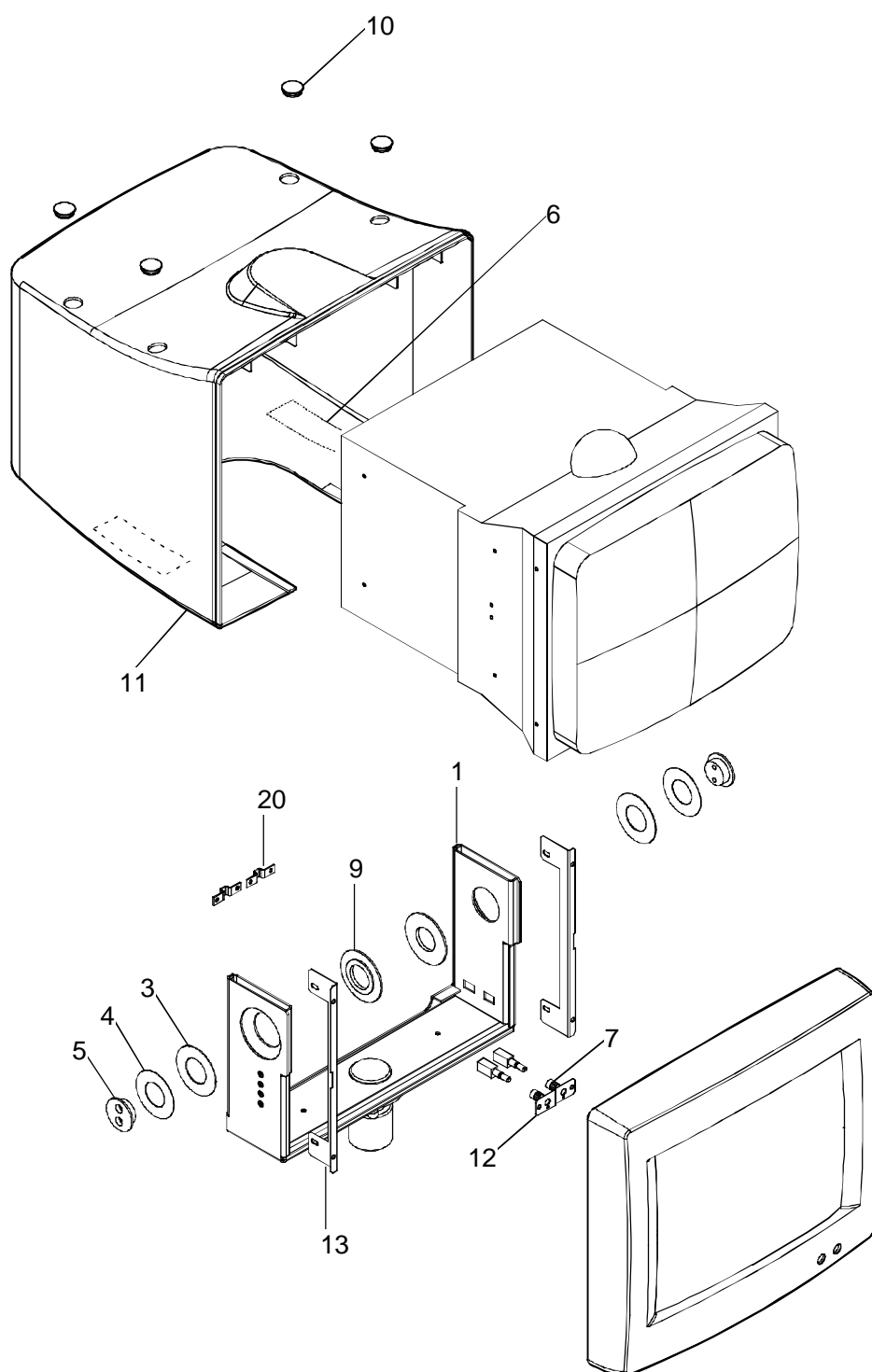
1.12.4 (1/ 1)

Part Name	Part No	G	2F730-087E*C
MONITOR ASSY	PM30-27370*B	1	U.P. 86.148.164

Ref.	L.P.	Item No.	Part No.	G	Part Name	Q'ty	R
	104	1	PM30-27371*H	1	MONITOR MECHA	1	E
		11	BSM31-2568		COLOR MONITOR	1	

(OUT PUT:2000-04-18)

PM30-27371*H-1



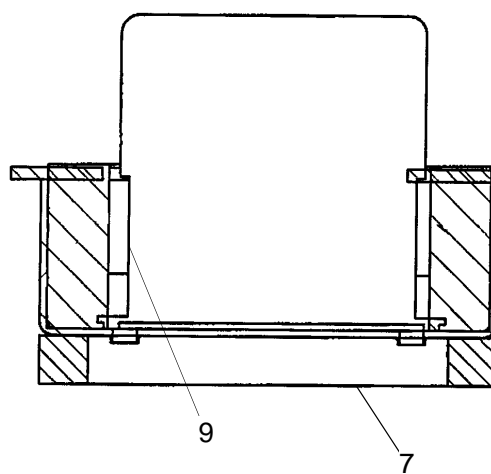
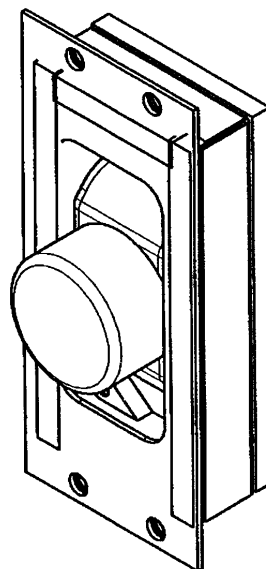
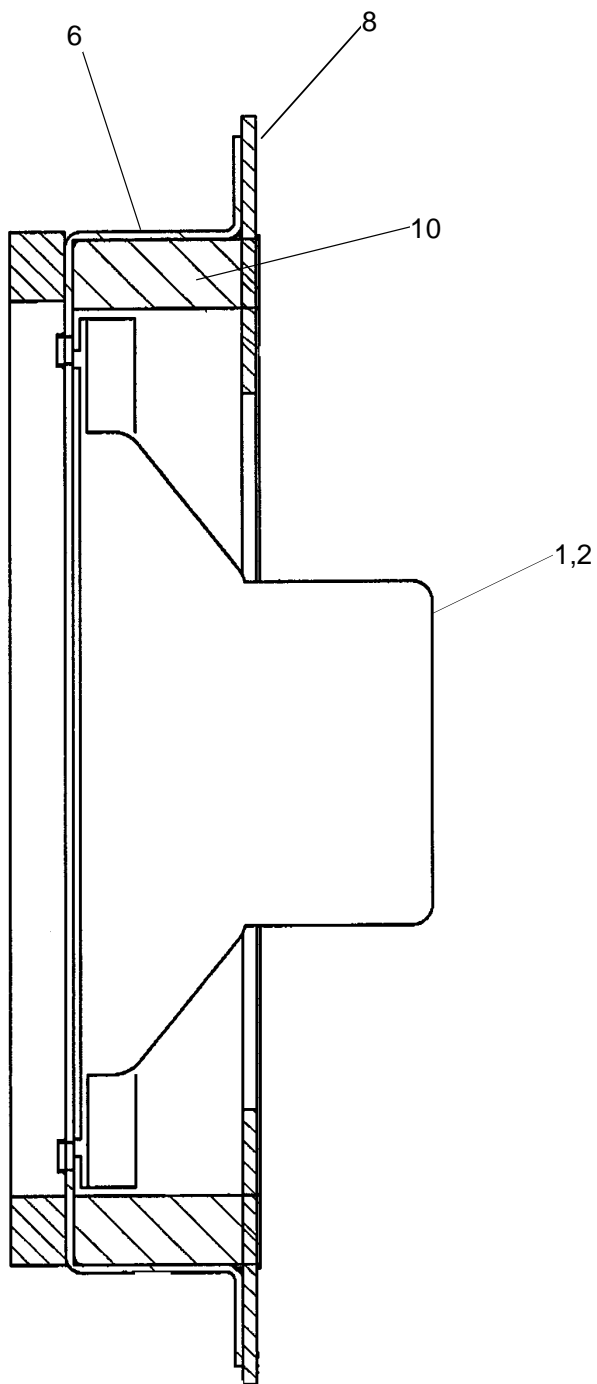
1.12. 4- 1 (1/ 1)

Part Name	Part No	G	2F730-087E*C
MONITOR MECHA	PM30-27371*H	1	U.P. 102

Ref.	L.P.	Item No.	Part No.	G	Part Name	Q'ty	R
		1	WM30-27372*C	1	FORK-SUPPORT	1	
		3	4M30-15287-1*A		SPACER	2	
		4	YQP5007-01*A		PLATE, SPRING	2	
		5	4M30-17156*B		SHAFT	2	
		6	4M08-70682		SHEET	3	E
		7	3M08-31115		KNOB	2	E
		9	4M30-27379		BOSS	2	
		10	4M08-70809		CAP	4	
		11	YZF5039-01*A		NET	2	E
		12	4M30-27380*A		PLATE	1	
		13	4M30-27383*A		PLATE	2	
		20	4M30-28323		CLAMP	2	

(OUT PUT:2000-04-18)

PM30-27360*C-1



1.12.5 (1/ 1)

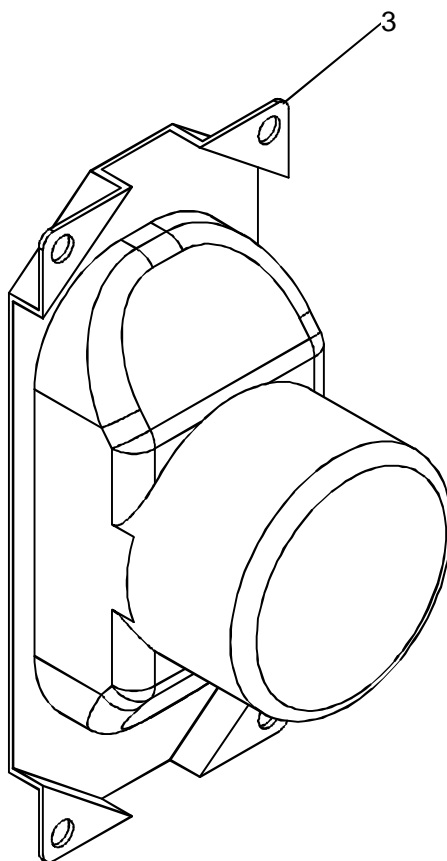
Part Name	Part No	G	2F730-087E*C
SPEAKER ASSY	PM30-27360*C	1	U.P. 86.148.164

Ref.	L.P.	Item No.	Part No.	G	Part Name	Q'ty	R
	108	1	PM30-27545	1	SPEAKER ASSY	1	E
	110	2	PM30-27545	2	SPEAKER ASSY	1	E
		6	3M30-28452*A		PLATE	2	
		7	4M08-70819		CUSHION	2	
		8	4M08-70820		CUSHION	2	
		9	4M08-70822		CUSHION	4	
		10	4M08-70823		CUSHION	4	

(OUT PUT:2000-04-18)

1 --> LOCATION NOT SHOWN

PM30-27545-1



1.12. 5- 1 (1/ 1)

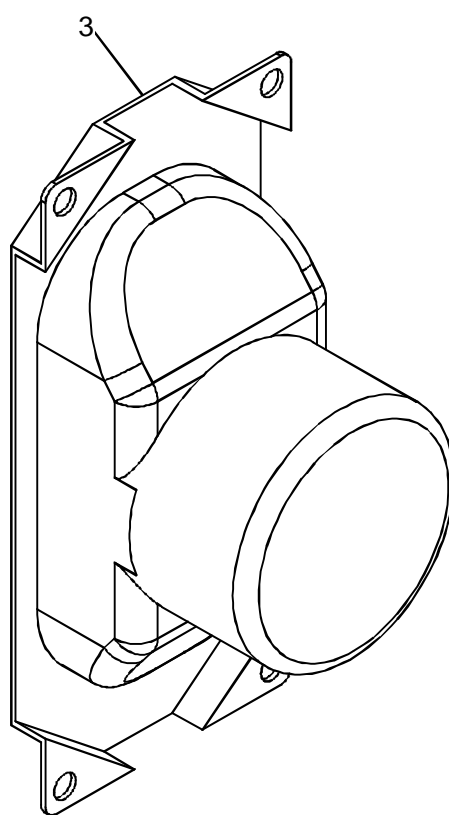
Part Name	Part No	G	2F730-087E*C
SPEAKER ASSY	PM30-27545	1	U.P. 106

Ref.	L.P.	Item No.	Part No.	G	Part Name	Q'ty	R
		1	CM30-27404*B	1	CABLE ASSY	1	E
		3	BSM30-3292		SPEAKER	1	E

(OUT PUT:2000-04-18)

2 --> LOCATION NOT SHOWN

PM30-27545-2



1.12. 5- 3 (1/ 1)

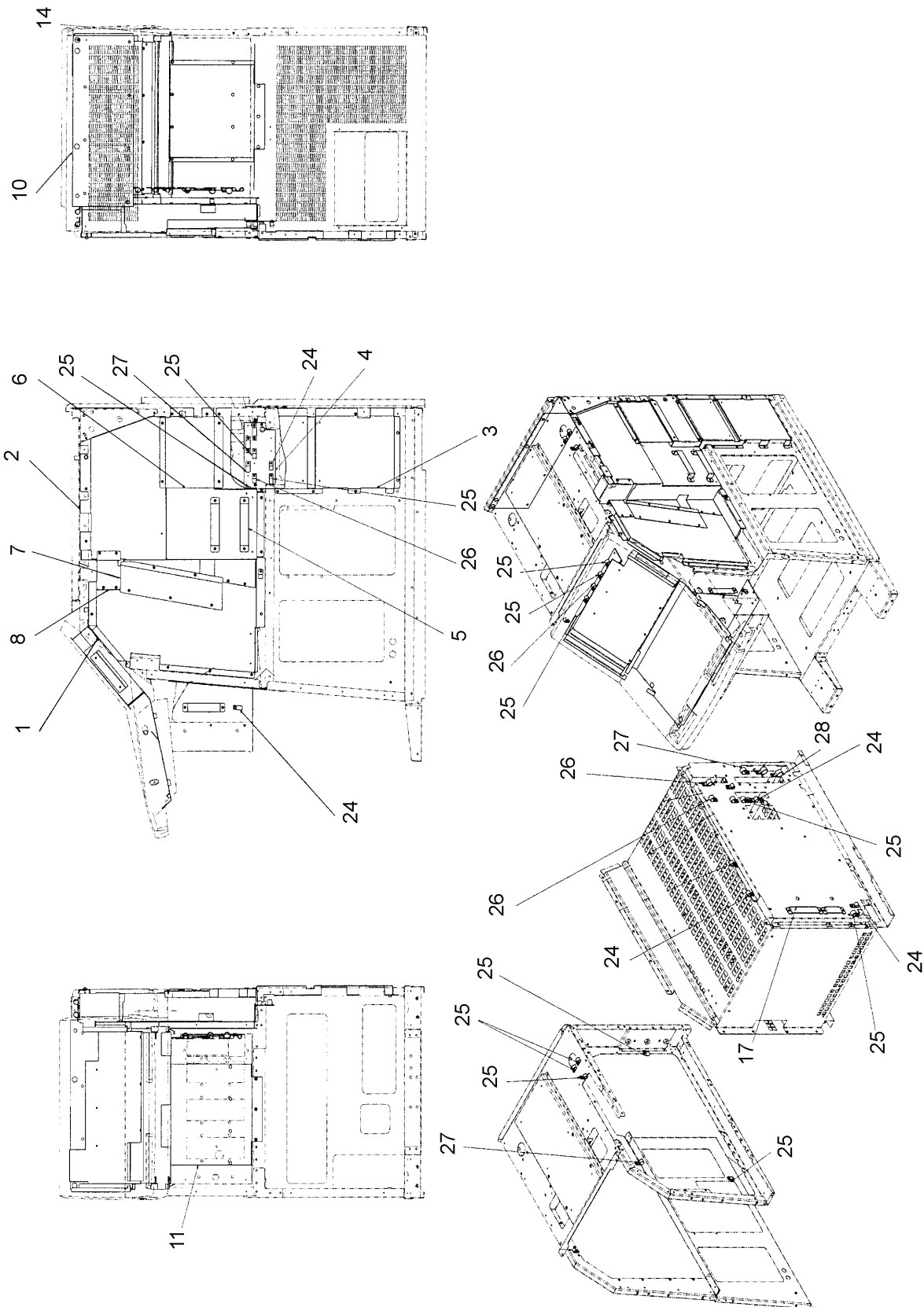
Part Name	Part No	G	2F730-087E*C U.P. 106
SPEAKER ASSY	PM30-27545	2	

Ref.	L.P.	Item No.	Part No.	G	Part Name	Q'ty	R
		2	CM30-27404*B	2	CABLE ASSY	1	E
		3	BSM30-3292		SPEAKER	1	E

(OUT PUT:2000-04-18)

22,30~35 --> LOCATIONS NOT SHOWN

PM30-28300*E-1



1.12.6 (1/ 1)

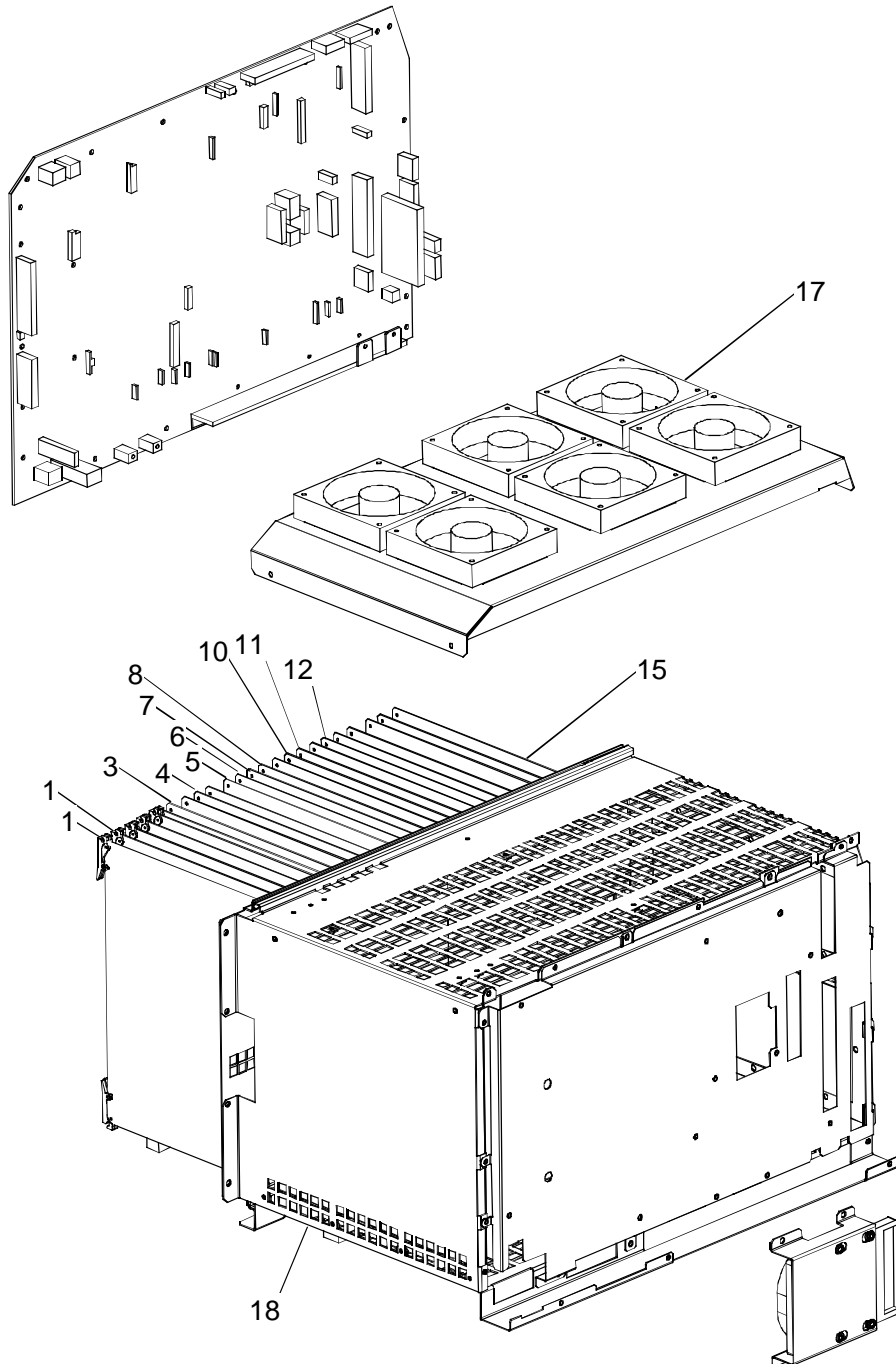
Part Name	Part No	G	2F730-087E*C
EMC-PARTS	PM30-28300*E	1	U.P. 86.148.164

[illegible]

(OUT PUT:2000-04-18)

19,20,30~34 --> LOCATIONS NOT SHOWN

PM30-29060*F-4



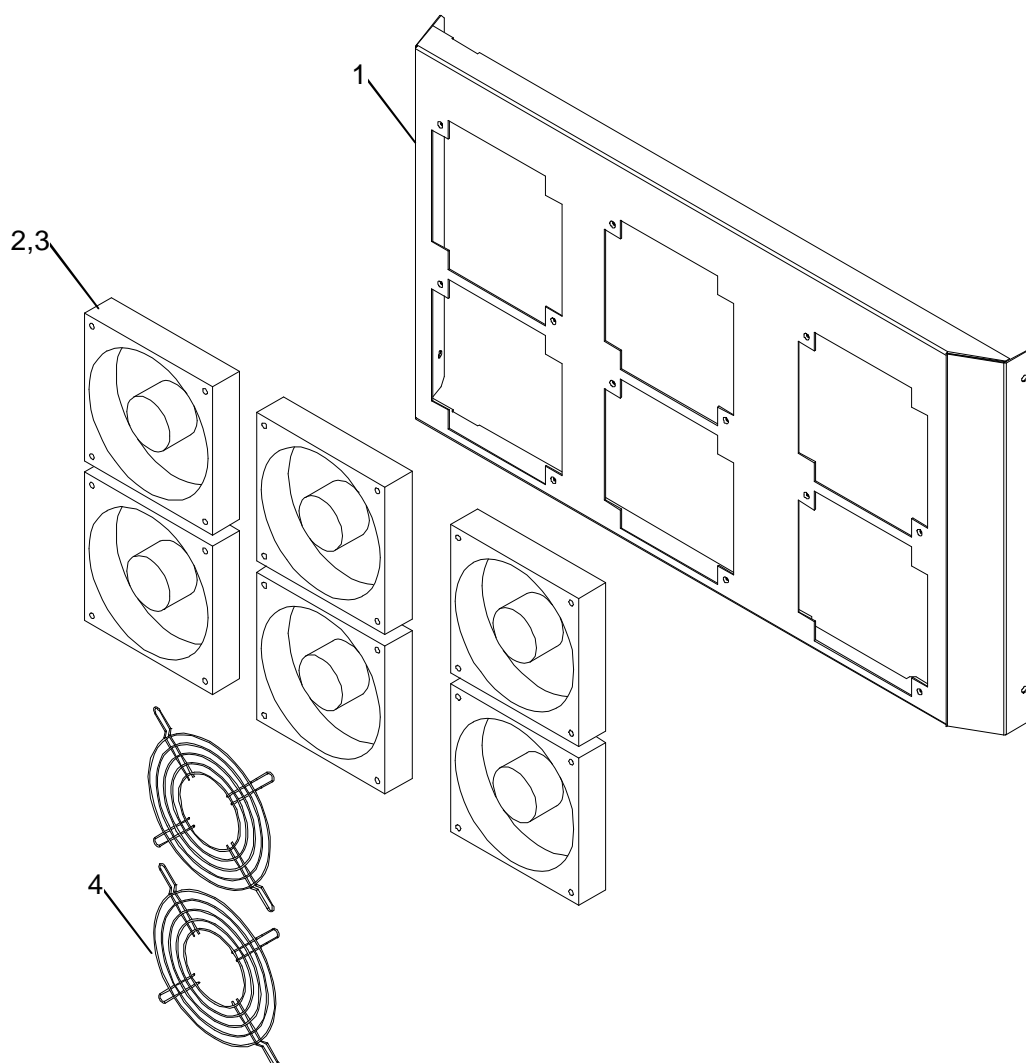
1.12.7 (1/ 1)

Part Name	Part No	G	2F730-087E*C
PWB RACK ASSY	PM30-29060*F	4	U.P. 86

Ref.	L.P.	Item No.	Part No.	G	Part Name	Q'ty	R
		1	BSM31-1886		DBF	2	
YWM0631*D		3	PM30-27508*F	1	RECEIVER	1	R
YWM0630*E		4	PM30-27507*J	1	T&R-CONT	1	R
YWM0599*C		5	PM30-27216*E	1	RPG	1	R
YWM0701*C		6	PM30-28066*G	1	DOP-IO	1	R
YWM0738*A		7	PM30-28351*B	1	DOP-PROC	1	R
YWM0595*D		8	PM30-27210*G	1	DOP-CONT	1	R
YWM0590*F		10	PM30-27217*I	1	IM	1	R
YWM0608*C		11	PM30-27223*G	1	CDSC	1	R
YWM0596*C		12	PM30-27224*E	2	RGB-CONV	1	R
YWM0624*A		15	PM30-27502*C	1	I/O CNN	1	R
	116	17	PM30-27330*A	1	FAN ASSY	1	
	122	18	PM30-27311*C	1	PWB RACK MECHA	1	E
		19	3M30-27324		PLATE	1	E
		20	BSM31-1314		SCHLEGEL	1	E
	124	30	PM30-30400*A	2	HDD ASSY	1	
YWM0607*C YWM0886*A		31	PM30-30204*D	1	CPU	1	R
YWM0925*A		32	PM30-30228*D	1	BDSC	1	R
		33	BSM31-2422*A		MOTHER BOARD	1	
		34	BSM31-2049*B		PWB,TVP-PLUS	1	

(OUT PUT:2000-04-18)

PM30-27330*A-1



1.12. 7- 11 (1/ 1)

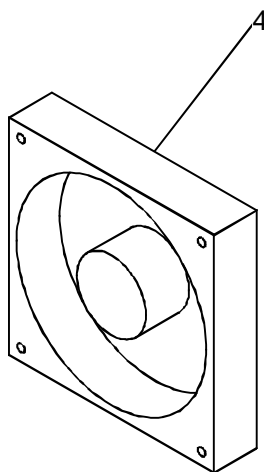
Part Name	Part No	G	2F730-087E*C
FAN ASSY	PM30-27330*A	1	U.P. 114.152.168

Ref.	L.P.	Item No.	Part No.	G	Part Name	Q'ty	R
		1	2M30-27331*B		FAN-BOX	1	
	118	2	PM30-27544	1	FAN ASSY	1	
	120	3	PM30-27544	2	FAN ASSY	1	
		4	ABY502-01		GUARD ,FINGER	2	E

(OUT PUT:2000-04-18)

1 --> LOCATION NOT SHOWN

PM30-27544-1



1.12. 7- 12 (1/ 1)

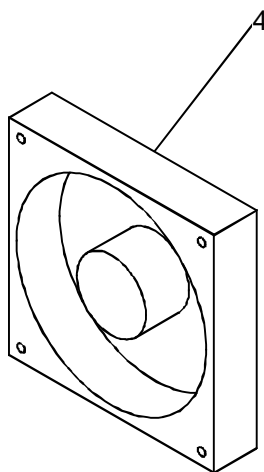
Part Name	Part No	G	2F730-087E*C
FAN ASSY	PM30-27544	1	U.P. 116

Ref.	L.P.	Item No.	Part No.	G	Part Name	Q'ty	R
		1	CM30-27394*A	1	CABLE ASSY	1	
		4	ABF019-02		FAN	3	E

(OUT PUT:2000-04-18)

2 --> LOCATION NOT SHOWN

PM30-27544-2



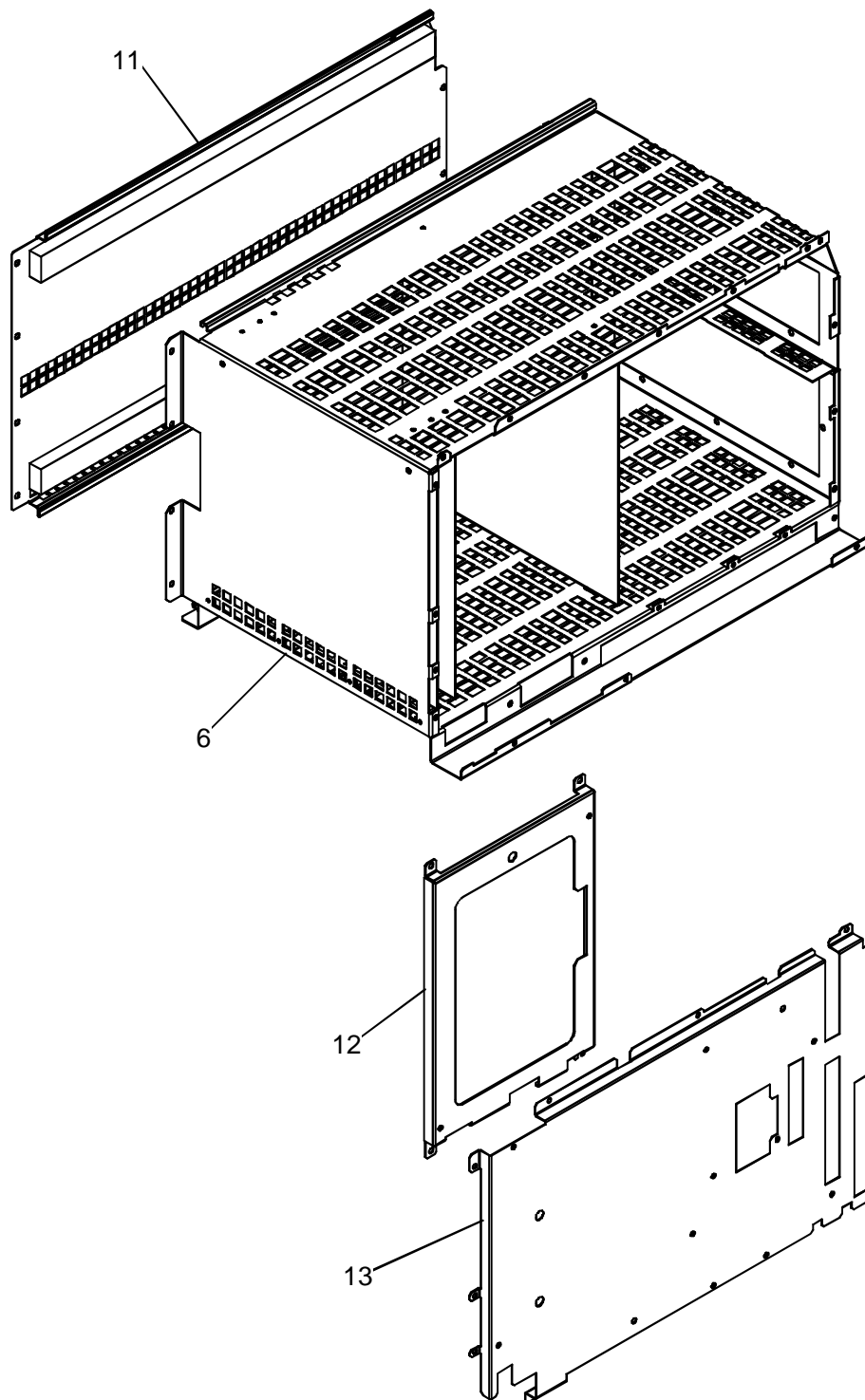
1.12. 7- 14 (1/ 1)

Part Name	Part No	G	2F730-087E*C
FAN ASSY	PM30-27544	2	U.P. 116

Ref.	L.P.	Item No.	Part No.	G	Part Name	Q'ty	R
		2	CM30-27394*A	2	CABLE ASSY	1	
		4	ABF019-02		FAN	3	E

(OUT PUT:2000-04-18)

PM30-27311*C-1



1.12. 7- 16 (1/ 1)

Part Name	Part No	G	2F730-087E*C
PWB RACK MECHA	PM30-27311*C	1	U.P. 114.152.168

Ref.	L.P.	Item No.	Part No.	G	Part Name	Q'ty	R
		6	WM30-27317*D	1	CHASSIS ASSY	1	
		11	WM08-91118*B	1	RACK-FE-SHLD	1	
		12	WM30-29258	1	PLATE	1	
		13	2M30-29263		RACK-MB-SHLD	1	

(OUT PUT:2000-04-18)

PM30-30400*A-2

This page is the blank intentionally because it is difficult to illustrate the parts withch should appear on this page.

(この頁はイラスト 化しにくい 部品のため、ブランク 頁になっています。)

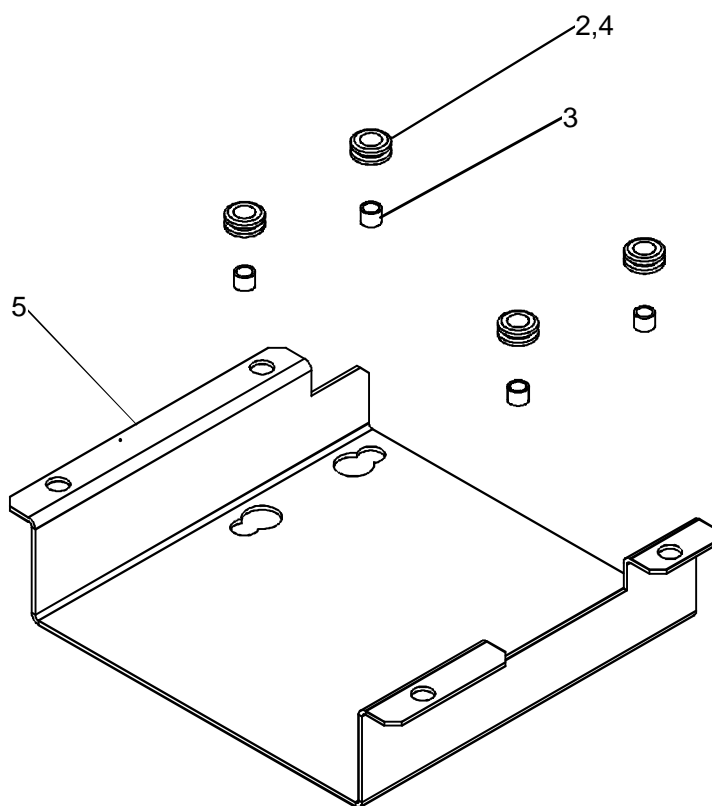
1.12. 7- 17 (1/ 1)

Part Name	Part No	G	2F730-087E*C
HDD ASSY	PM30-30400*A	2	U.P. 114

Ref.	L.P.	Item No.	Part No.	G	Part Name	Q'ty	R
	126	1	PM30-27337*A	1	HDD ASSY	1	R
		2	CM30-27407*C	2	CABLE ASSY	1	E
		3	BSM31-1425		3.5"HDD(NEC)	1	

(OUT PUT:2000-04-18)

PM30-27337*A-1



1.12. 7- 18 (1/ 1)

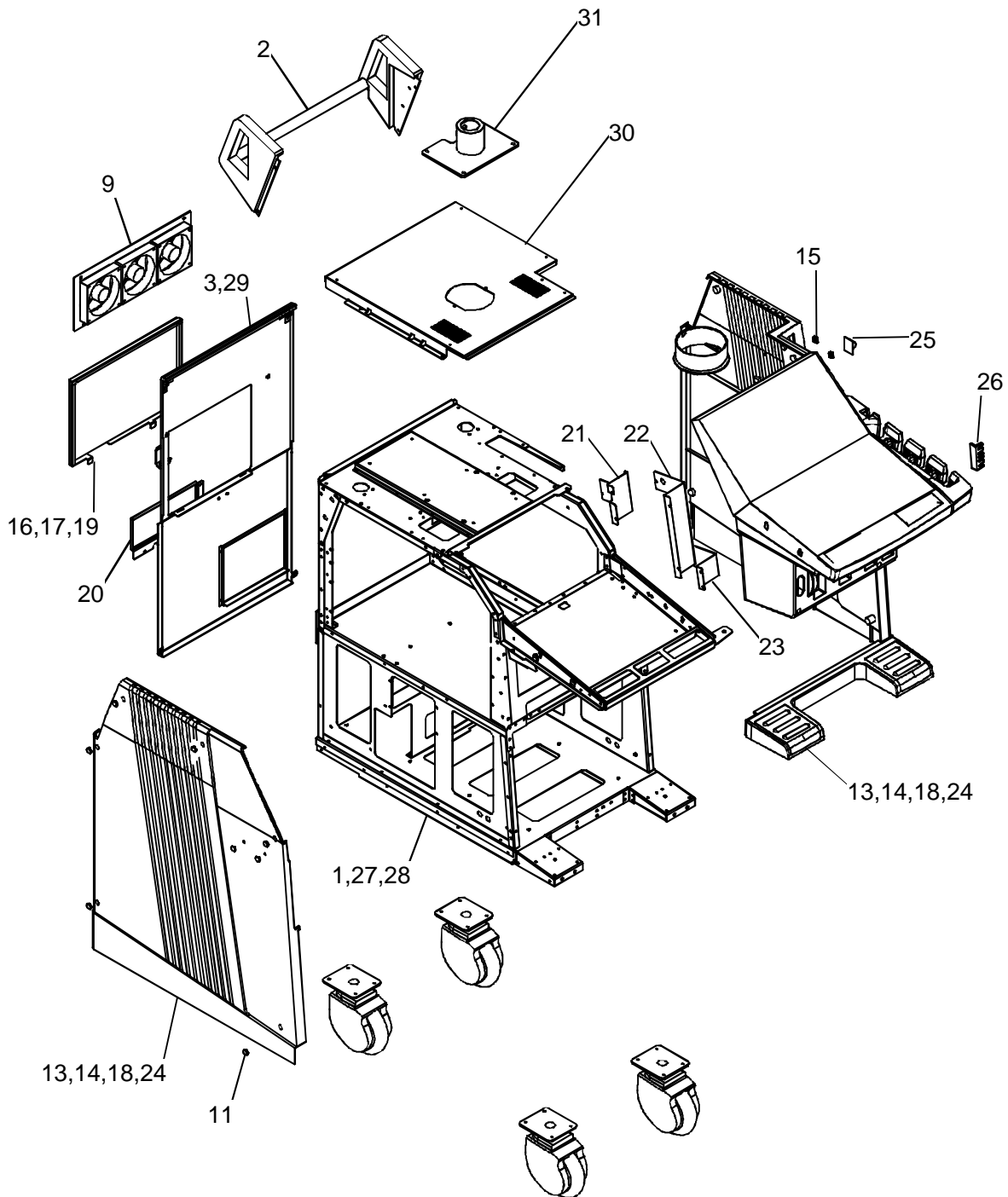
Part Name	Part No	G	2F730-087E*C
HDD ASSY	PM30-27337*A	1	U.P. 124.154

Ref.	L.P.	Item No.	Part No.	G	Part Name	Q'ty	R
		2	4M08-70617		BUSHING	4	
		3	AYZ012-11		SPACER	4	
		4	BSX74-0605*A		SCREW	4	
		5	3M30-29298		PLATE	1	

(OUT PUT:2000-04-18)

7,32 --> LOCATIONS NOT SHOWN

PM30-27240*D-2



1.12.8 (1/ 1)

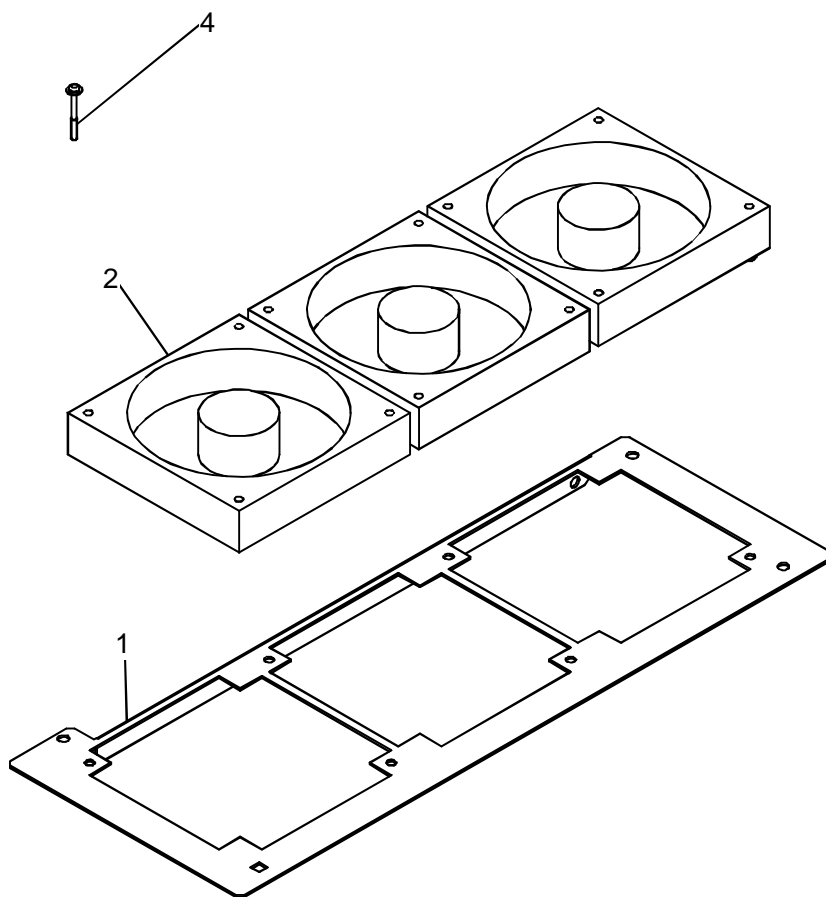
Part Name	Part No	G	2F730-087E*C
CONSOLE ASSY	PM30-27240*D	2	U.P. 86

Ref.	L.P.	Item No.	Part No.	G	Part Name	Q'ty	R
S-REAR-COVER	130	1	WM30-27241*D	1	FRAME-ASSY	1	
		2	BSM31-0575*B		HANDLE	1	E
		3	WM30-27231*D	1	REAR-COVER	1	E
		7	4M08-91111*A		SHEET	2	E
		9	PM30-27365*B	1	FRAME FAN ASSY	1	
		11	4M08-70635*B		CAP	18	E
	134	13	PM30-27498*C	1	COVER-ASSY	1	E
		14	4M08-70808		CAP	2	E
		15	YZC5321-01		BRACKET	4	E
		16	AYZ057-01		CAP	6	
		17	AYS401-01		WASHER	6	
		18	4M08-70810		CAP	4	E
		19	3M30-27296*A		PLATE	1	E
		20	3M30-27326*A		PLATE	1	E
		21	3M30-27467*B		PLATE	1	E
		22	3M30-27468*A		PLATE	1	E
		23	3M30-27466*A		PLATE	1	E
		24	AWK004-17		CLAMP	1	
		25	AYS055-01		PLUNGER,BALL	1	E
		26	3M08-70693*A		CLAMP	1	E
		27	AWG001-02		EDGING	5	
		28	AWG002-01		EDGING	2	
		29	AYZ006-02		HANGER	1	E
		30	WM30-28476	1	TOP-COVER	1	
		31	WM30-28477	1	BOSS	1	
		32	BSM31-1780		FILTER	1	

(OUT PUT:2000-04-18)

5 --> LOCATION NOT SHOWN

PM30-27365*B-1



1.12. 8- 1 (1/ 1)

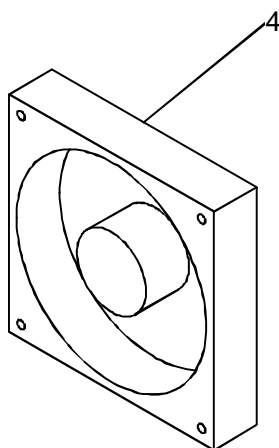
Part Name	Part No	G	2F730-087E*C
FRAME FAN ASSY	PM30-27365*B	1	U.P. 128.150

Ref.	L.P.	Item No.	Part No.	G	Part Name	Q'ty	R
M4 L35	132	1	3M30-27366*B		PLATE	1	
		2	PM30-27544	3	FAN ASSY	1	
		4	BSX73-0774-01		SCREW	6	
		5	AWK201-12		BAND	1	

(OUT PUT:2000-04-18)

3 --> LOCATION NOT SHOWN

PM30-27544-3



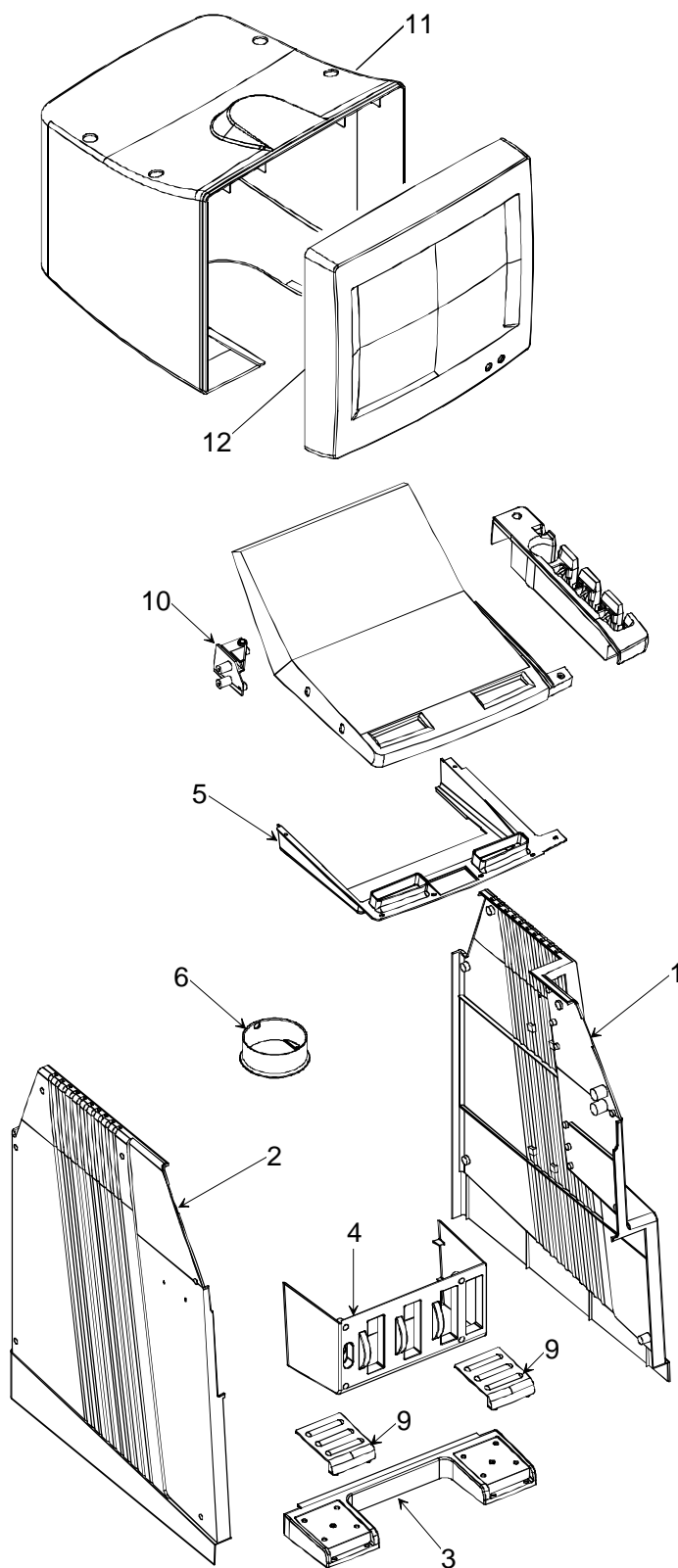
1.12. 8- 2 (1/ 1)

Part Name	Part No	G	2F730-087E*C
FAN ASSY	PM30-27544	3	U.P. 130

Ref.	L.P.	Item No.	Part No.	G	Part Name	Q'ty	R
		3	CM30-27394*A	3	CABLE ASSY	1	
		4	ABF019-02		FAN	3	E

(OUT PUT:2000-04-18)

PM30-27498*C-1



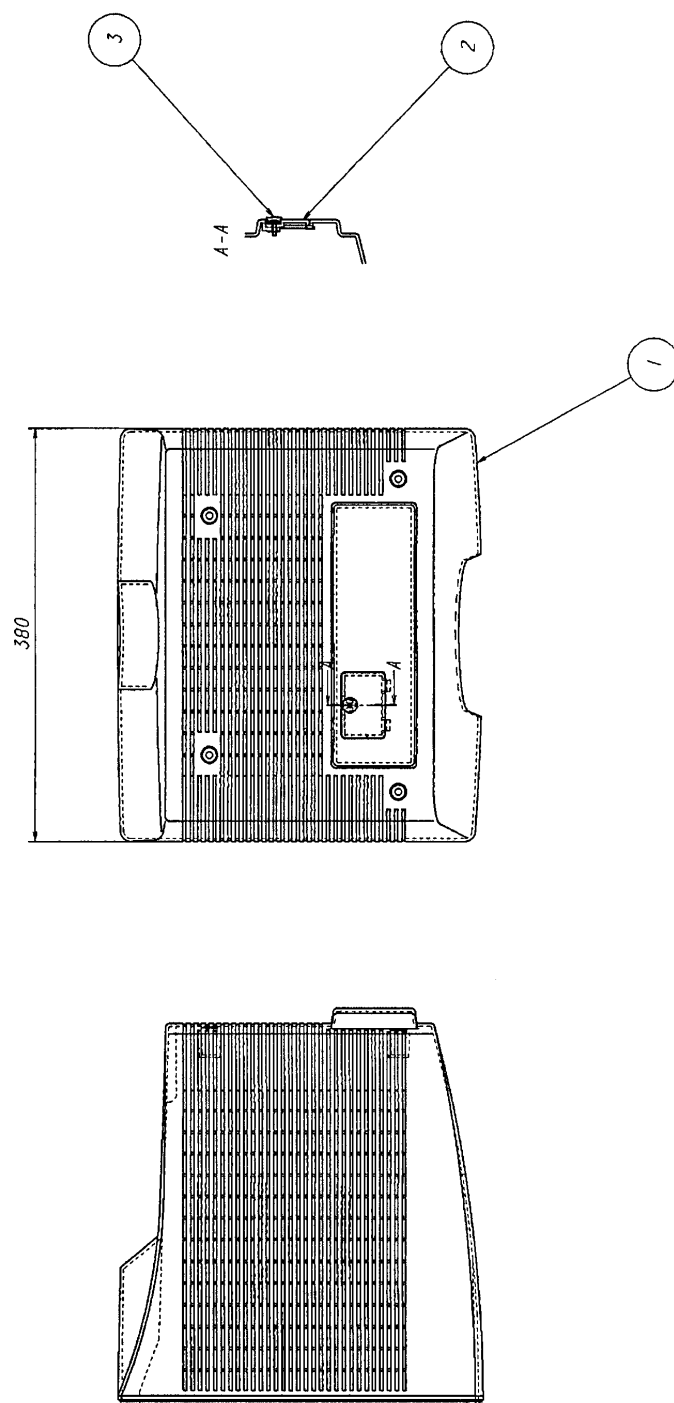
1.12. 8- 4 (1/ 1)

Part Name	Part No	G	2F730-087E*C
COVER-ASSY	PM30-27498*C	1	U.P. 128,150

Ref.	L.P.	Item No.	Part No.	G	Part Name	Q'ty	R
		1	1M08-31108*B		R-SIDE-COVER	1	E
		2	1M08-31109*B		L-SIDE-COVER	1	E
		3	1M08-31110*B		BASE-COVER	1	E
		4	2M08-31111*D		PB-SEL-COVER	1	E
		5	1M08-31112*C		K-BOTTOM-COVER	1	E
		6	3M08-31118*A		NECK-COVER	1	E
		9	3M08-31168*B		COVER	2	
		10	2M08-31167*B		BLOCK	1	E
	136	11	PM30-29100	1	REAR-COVER-ASSY	1	E
		12	1M08-31290		FRONT-COVER	1	

(OUT PUT:2000-04-18)

PM30-29100-1



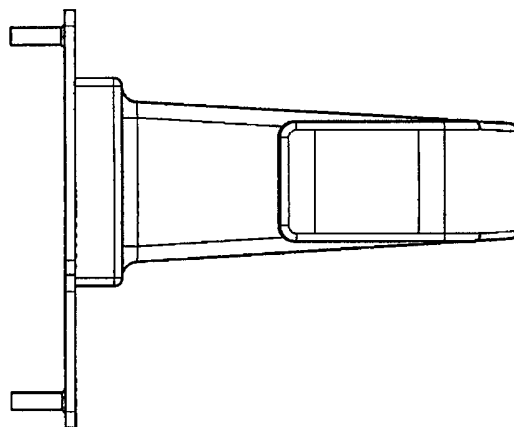
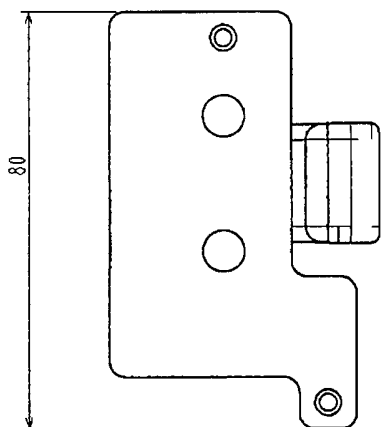
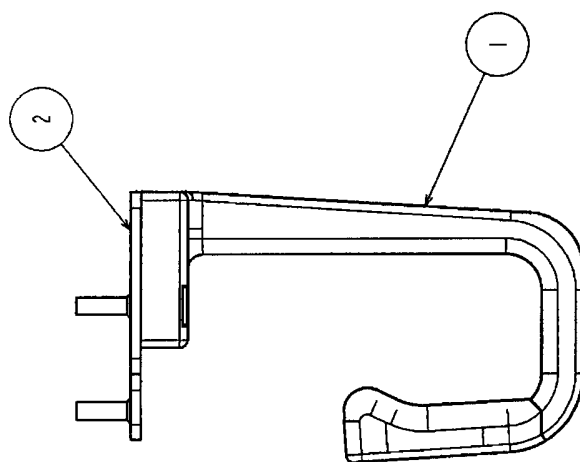
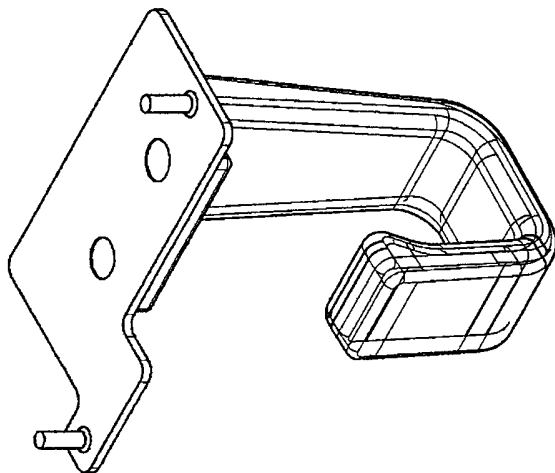
1.12. 8- 5 (1/ 1)

Part Name	Part No	G	2F730-087E*C
REAR-COVER-ASSY	PM30-29100	1	U.P. 134

Ref.	L.P.	Item No.	Part No.	G	Part Name	Q'ty	R
		1	1M08-31172*C		REAR-COVER	1	E
		2	3M08-31209		COVER	1	E
		3	AYZ058-11		CAP	1	

(OUT PUT:2000-04-18)

PM30-28493-1



1.12.9 (1/ 1)

Part Name	Part No	G	2F730-087E*C
HOOK-ASSY	PM30-28493	1	U.P. 86.148.164

Ref.	L.P.	Item No.	Part No.	G	Part Name	Q'ty	R
		1	3M08-31260		HOOK	1	
		2	4M30-28492		PLATE	1	

(OUT PUT:2000-04-18)

PM30-30401-3

This page is the blank intentionally because it is difficult to illustrate the parts withch should appear on this page.

(この頁はイラスト 化しにくい 部品のため、ブランク 頁になっています。)

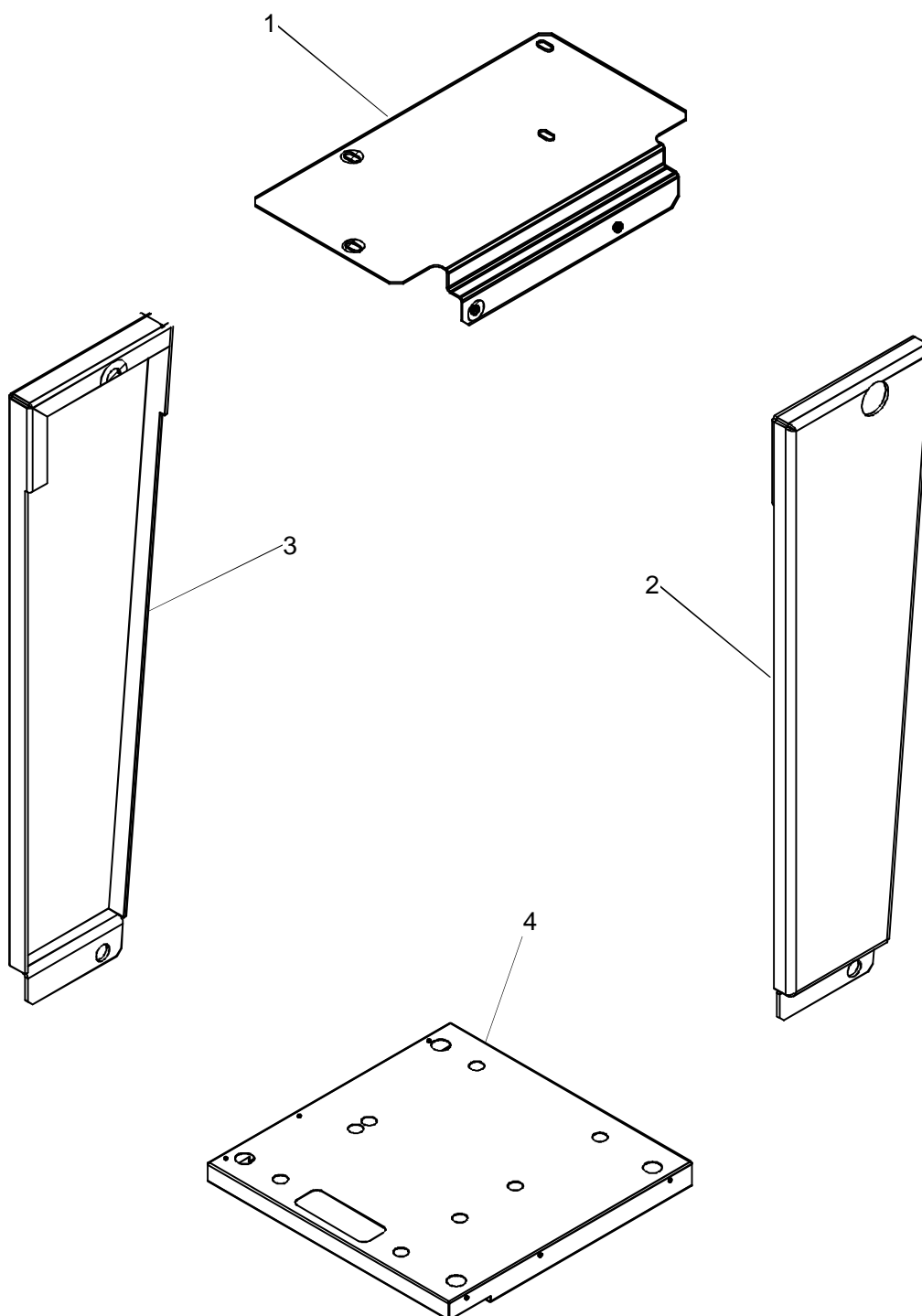
1.13 **(1/ 1)**

Part Name	Part No	G	2F730-087E*C
ACCESSORY	PM30-30401	3	U.P. 4

Ref.	L.P.	Item No.	Part No.	G	Part Name	Q'ty	R
CD-ROM (TAMS)		2	PM30-05371*B	1	CABLE ASSY	1	E
	142	3	PM30-29221	1	UZRI-KIT	1	
	144	5	PM30-30402*B	2	CD-ROM	1	

(OUT PUT:2000-04-18)

PM30-29221-1



1.13.2 (1/ 1)

Part Name	Part No	G	2F730-087E*C
UZRI-KIT	PM30-29221	1	U.P. 140.202

Ref.	L.P.	Item No.	Part No.	G	Part Name	Q'ty	R
		1	3M30-28445*A		PLATE	2	
		2	3M30-28446*B		COVER	1	E
		3	3M30-28447*B		COVER	1	E
		4	3M30-28449		PLATE	1	

(OUT PUT:2000-04-18)

PM30-30402*B-2

This page is the blank intentionally because it is difficult to illustrate the parts withch should appear on this page.

(この頁はイラスト 化しにくい 部品のため、ブランク 頁になっています。)

1.13.3 (1/ 1)

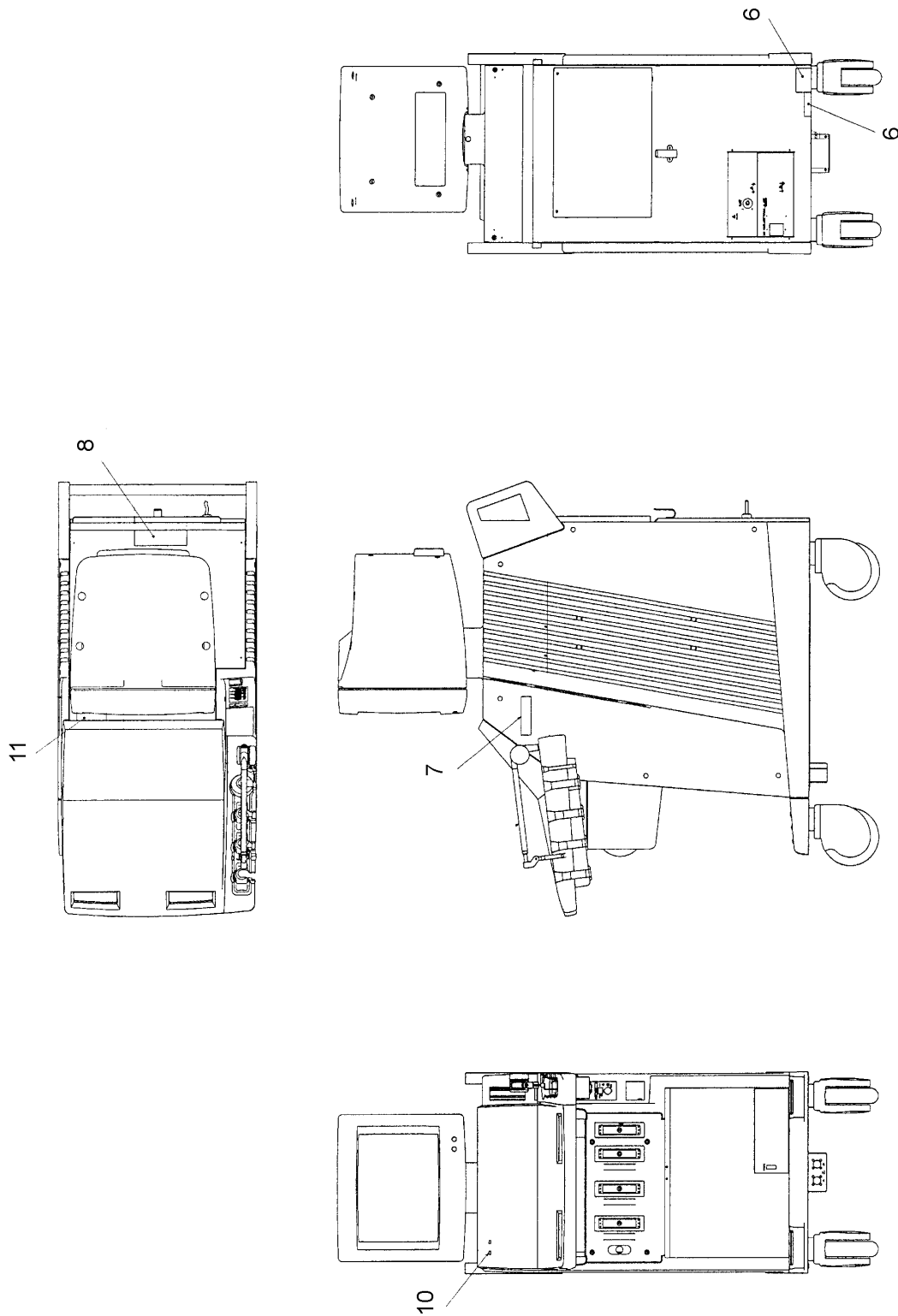
Part Name	Part No	G	2F730-087E*C
CD-ROM	PM30-30402*B	2	U.P. 140

Ref.	L.P.	Item No.	Part No.	G	Part Name	Q'ty	R
TAMS		6	BSM31-2735		INSTALLER CD	1	

(OUT PUT:2000-04-18)

2~5,12~33 --> LOCATIONS NOT SHOWN

CLM-23679*C-1



2 (1/ 1)

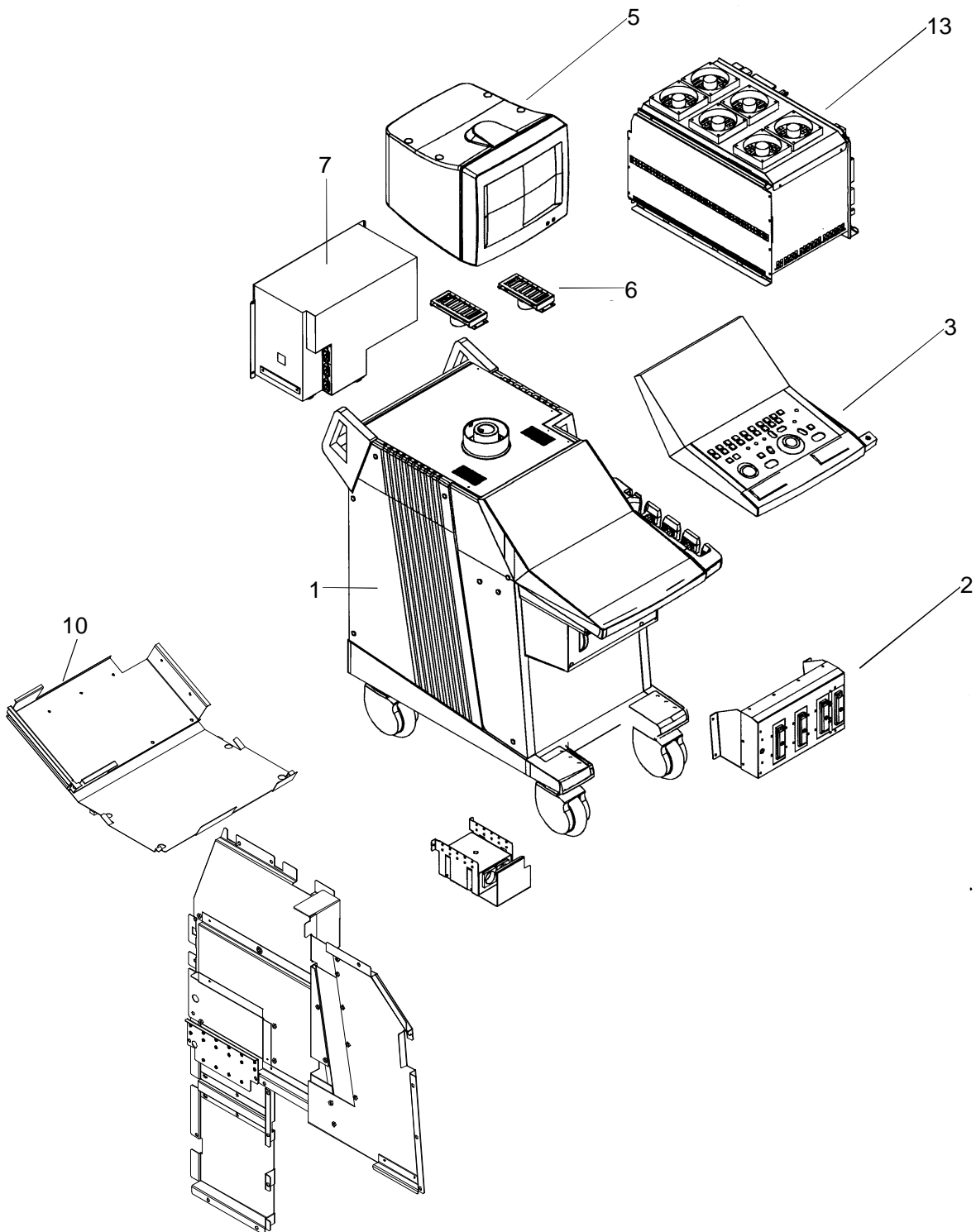
Part Name	Part No	G	2F730-087E*C
SSA-370A/C6	CLM-23679*C	1	U.P. 2

Ref.	L.P.	Item No.	Part No.	G	Part Name	Q'ty	R
YWM0709*C	72	2	CLM-22952*B	1	UIFD-001A	1	
		3	AND040-03		NAME-PLATE	1	
	26	5	CLM-23014*A	1	UZRI-370A	1	
		6	PM30-28018*G	1	PBSEL	1	R
		7	3M30-29256		PLATE	1	
		8	AYZ058-01		CAP	2	E
		10	AND023-03		NAME-PLATE	1	E
		11	YND5184-01		NAME.PLATE	1	
		12	YNF5658-01*A		NAME,PLATE	1	
		13	YNE5100-01		NAME.PLATE	1	
		14	YNE5101-01		NAME.PLATE	1	
		25	BSM30-5171*E		CABLE ARM	1	E
		26	YNF5806-01		NAME,PLATE	1	
YWM0841	148	27	PM30-29058*A	1	MAIN CONSOLE	1	
		28	AND044-12		NAME-LABEL,EMC	1	
		30	PM30-28383*G	1	PULSER-H	2	R
V3.00E+PIT(00.04)		31	BSM31-1691		CASE	1	
	156	33	PM30-30401	1	ACCESSORY	1	

(OUT PUT:2000-04-18)

4,11,12,16 --> LOCATIONS NOT SHOWN

PM30-29058*A-1



2.4 (1/ 1)

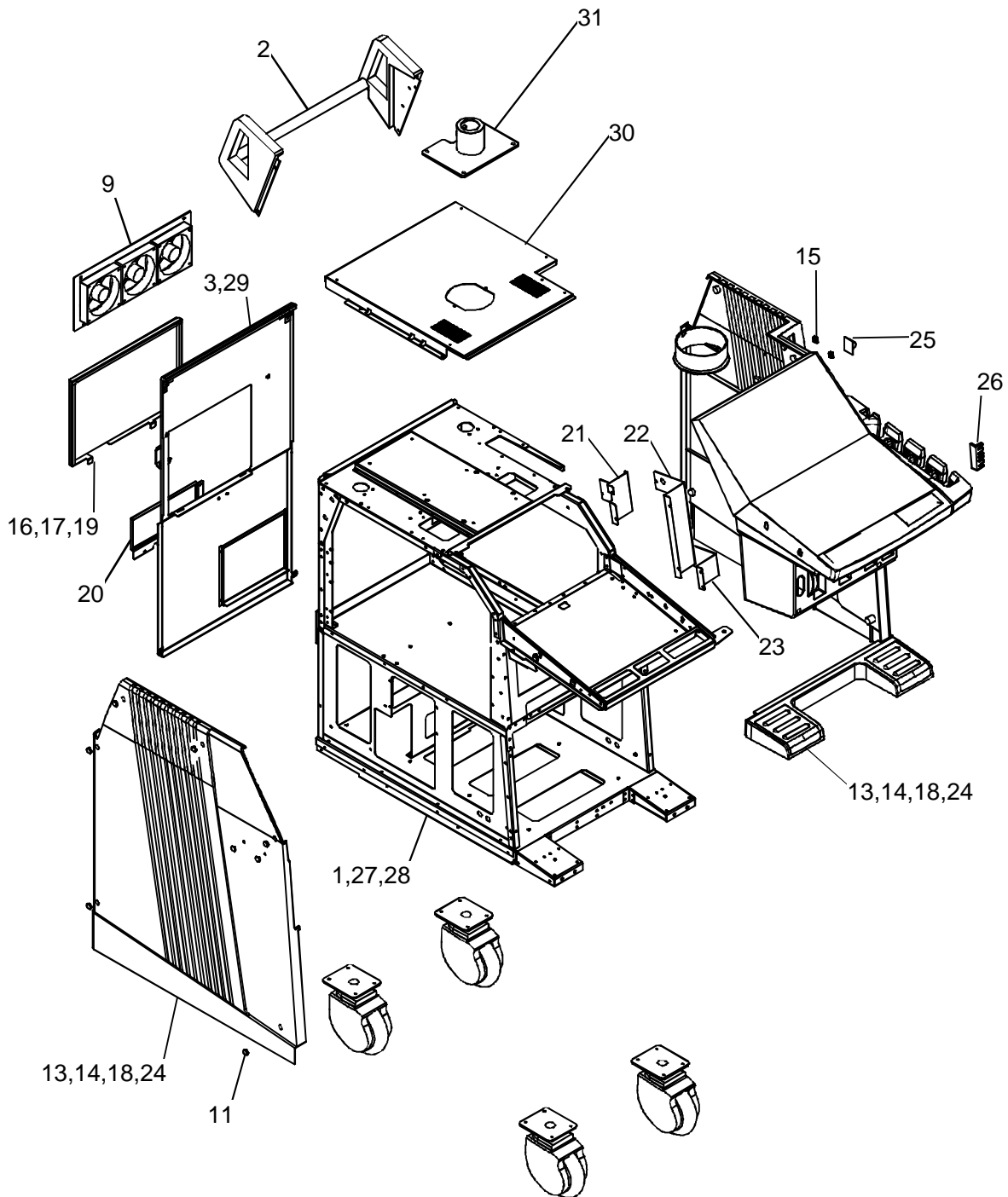
Part Name	Part No	G	2F730-087E*C
MAIN CONSOLE	PM30-29058*A	1	U.P. 146

Ref.	L.P.	Item No.	Part No.	G	Part Name	Q'ty	R
100V	150	1	PM30-27240*D	1	CONSOLE ASSY	1	
	88	2	PM30-27300*E	1	FRONT END ASSY	1	R
	94	3	PM30-27340*C	1	OP PANEL ASSY	1	
	98	4	PM30-27391*E	1	CABLE ASSY	1	
	102	5	PM30-27370*B	1	MONITOR ASSY	1	
	106	6	PM30-27360*C	1	SPEAKER ASSY	1	
		7	BSM31-0269*G		POWER UNIT	1	R
	112	10	PM30-28300*E	1	EMC-PARTS	1	
		11	WM30-27334	1	BOLT	1	
		12	AYZ047-15		SPACER	2	
	152	13	PM30-29060*F	1	PWB RACK ASSY	1	
	138	16	PM30-28493	1	HOOK-ASSY	1	

(OUT PUT:2000-04-18)

7,32 --> LOCATIONS NOT SHOWN

PM30-27240*D-1



2. 4. 1 (1/ 1)

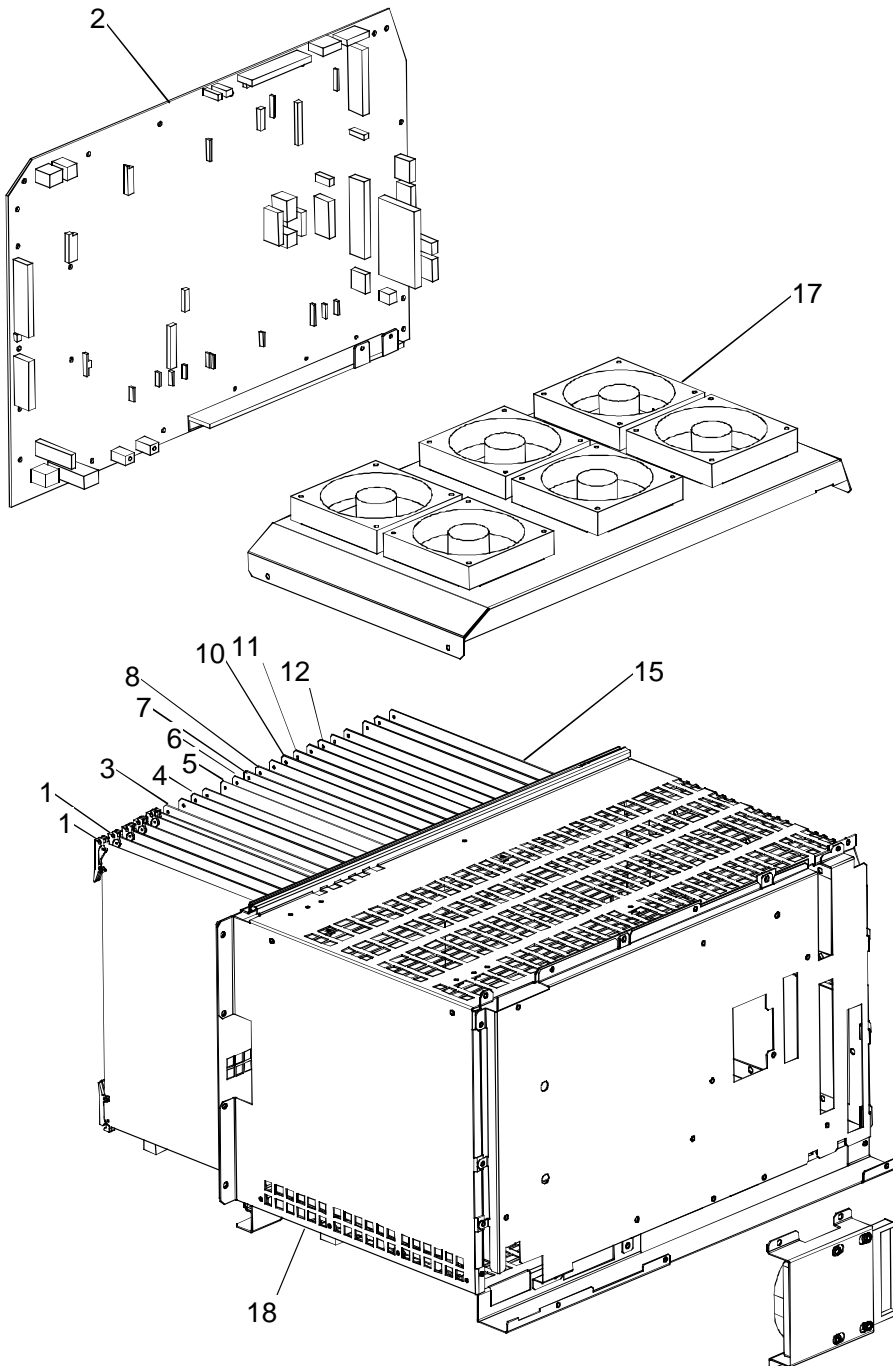
Part Name	Part No	G	2F730-087E*C
CONSOLE ASSY	PM30-27240*D	1	U.P. 148.164.192

Ref.	L.P.	Item No.	Part No.	G	Part Name	Q'ty	R
S-REAR-COVER	130	1	WM30-27241*D	1	FRAME-ASSY	1	
		2	BSM31-0575*B		HANDLE	1	E
		3	WM30-27231*D	1	REAR-COVER	1	E
		5	BSM31-0574*A		CASTER	4	E
		7	4M08-91111*A		SHEET	2	E
		9	PM30-27365*B	1	FRAME FAN ASSY	1	
		11	4M08-70635*B		CAP	18	E
	134	13	PM30-27498*C	1	COVER-ASSY	1	E
		14	4M08-70808		CAP	2	E
		15	YZC5321-01		BRACKET	4	E
		16	AYZ057-01		CAP	6	
		17	AYS401-01		WASHER	6	
		18	4M08-70810		CAP	4	E
		19	3M30-27296*A		PLATE	1	E
		20	3M30-27326*A		PLATE	1	E
		21	3M30-27467*B		PLATE	1	E
		22	3M30-27468*A		PLATE	1	E
		23	3M30-27466*A		PLATE	1	E
		24	AWK004-17		CLAMP	1	
		25	AYS055-01		PLUNGER , BALL	1	E
		26	3M08-70693*A		CLAMP	1	E
		27	AWG001-02		EDGING	5	
		28	AWG002-01		EDGING	2	
		29	AYZ006-02		HANGER	1	E
		30	WM30-28476	1	TOP-COVER	1	
		31	WM30-28477	1	BOSS	1	
		32	BSM31-1780		FILTER	1	

(OUT PUT:2000-04-18)

19~34 --> LOCATIONS NOT SHOWN

PM30-29060*F-1



2. 4. 8 (1/ 1)

Part Name	Part No	G	2F730-087E*C
PWB RACK ASSY	PM30-29060*F	1	U.P. 148

Ref.	L.P.	Item No.	Part No.	G	Part Name	Q'ty	R
YWM0631*D YWM0630*E YWM0599*C YWM0701*C YWM0738*A YWM0595*D YWM0590*F YWM0608*C		1	BSM31-1886		DBF	2	
		2	BSM31-0247*D		DEM0D1	1	R
		3	PM30-27508*F	1	RECEIVER	1	R
		4	PM30-27507*J	1	T&R-CONT	1	R
		5	PM30-27216*E	1	RPG	1	R
		6	PM30-28066*G	1	DOP-IO	1	R
		7	PM30-28351*B	1	DOP-PROC	1	R
		8	PM30-27210*G	1	DOP-CONT	1	R
		10	PM30-27217*I	1	IM	1	R
		11	PM30-27223*G	1	CDSC	1	R
YWM0596*C		12	PM30-27224*E	2	RGB-CONV	1	R
YWM0624*A		15	PM30-27502*C	1	I/O CNN	1	R
	116	17	PM30-27330*A	1	FAN ASSY	1	
	122	18	PM30-27311*C	1	PWB RACK MECHA	1	E
		19	3M30-27324		PLATE	1	E
		20	BSM31-1314		SCHLEGEL	1	E
	154	29	PM30-30400*A	1	HDD ASSY	1	
YWM0414*B YWM0886*A		31	PM30-30204*D	1	CPU	1	R
YWM0925*A		32	PM30-30228*D	1	BDSC	1	R
		33	BSM31-2422*A		MOTHER BOARD	1	
		34	BSM31-2049*B		PWB,TVP-PLUS	1	

(OUT PUT:2000-04-18)

PM30-30400*A-1

This page is the blank intentionally because it is difficult to illustrate the parts withch should appear on this page.

(この頁はイラスト 化しにくい 部品のため、ブランク 頁になっています。)

2. 4. 8- 13 (1/ 1)

Part Name	Part No	G	2F730-087E*C
HDD ASSY	PM30-30400*A	1	U.P. 152.168.194

Ref.	L.P.	Item No.	Part No.	G	Part Name	Q'ty	R
	126	1	PM30-27337*A	1	HDD ASSY	1	R
		2	CM30-27407*C	2	CABLE ASSY	1	E
		3	BSM31-1425		3.5"HDD(NEC)	1	

(OUT PUT:2000-04-18)

PM30-30401-1

This page is the blank intentionally because it is difficult to illustrate the parts withch should appear on this page.

(この頁はイラスト 化しにくい 部品のため、ブランク 頁になっています。)

2.6 (1/ 1)

Part Name	Part No	G	2F730-087E*C
ACCESSORY	PM30-30401	1	U.P. 146

Ref.	L.P.	Item No.	Part No.	G	Part Name	Q'ty	R
		1	AZP603-02		PASTE	1	C
		2	PM30-05371*B	1	CABLE ASSY	1	E
	158	4	PM30-30402*B	1	CD-ROM	1	

(OUT PUT:2000-04-18)

PM30-30402*B-1

This page is the blank intentionally because it is difficult to illustrate the parts withch should appear on this page.

(この頁はイラスト 化しにくい 部品のため、ブランク 頁になっています。)

2.6.2 (1/ 1)

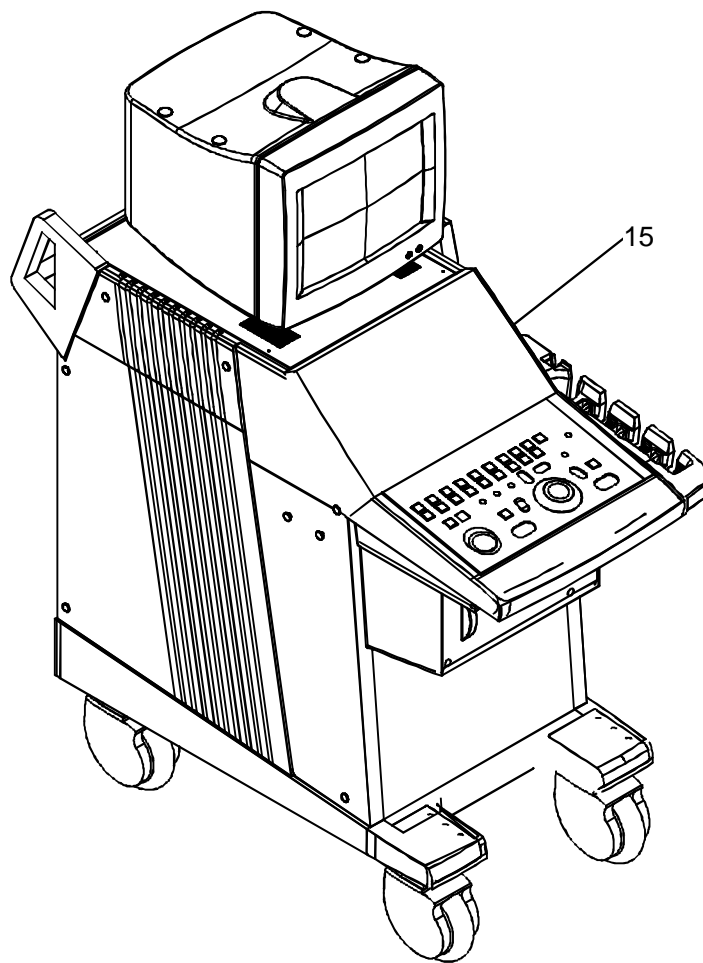
Part Name	Part No	G	2F730-087E*C
CD-ROM	PM30-30402*B	1	U.P. 156.170.202

Ref.	L.P.	Item No.	Part No.	G	Part Name	Q'ty	R
		5	BSM31-2734		INSTALLER CD	1	

(OUT PUT:2000-04-18)

4~14,16 --> LOCATIONS NOT SHOWN

CLM-23161*D-1



3 (1/ 1)

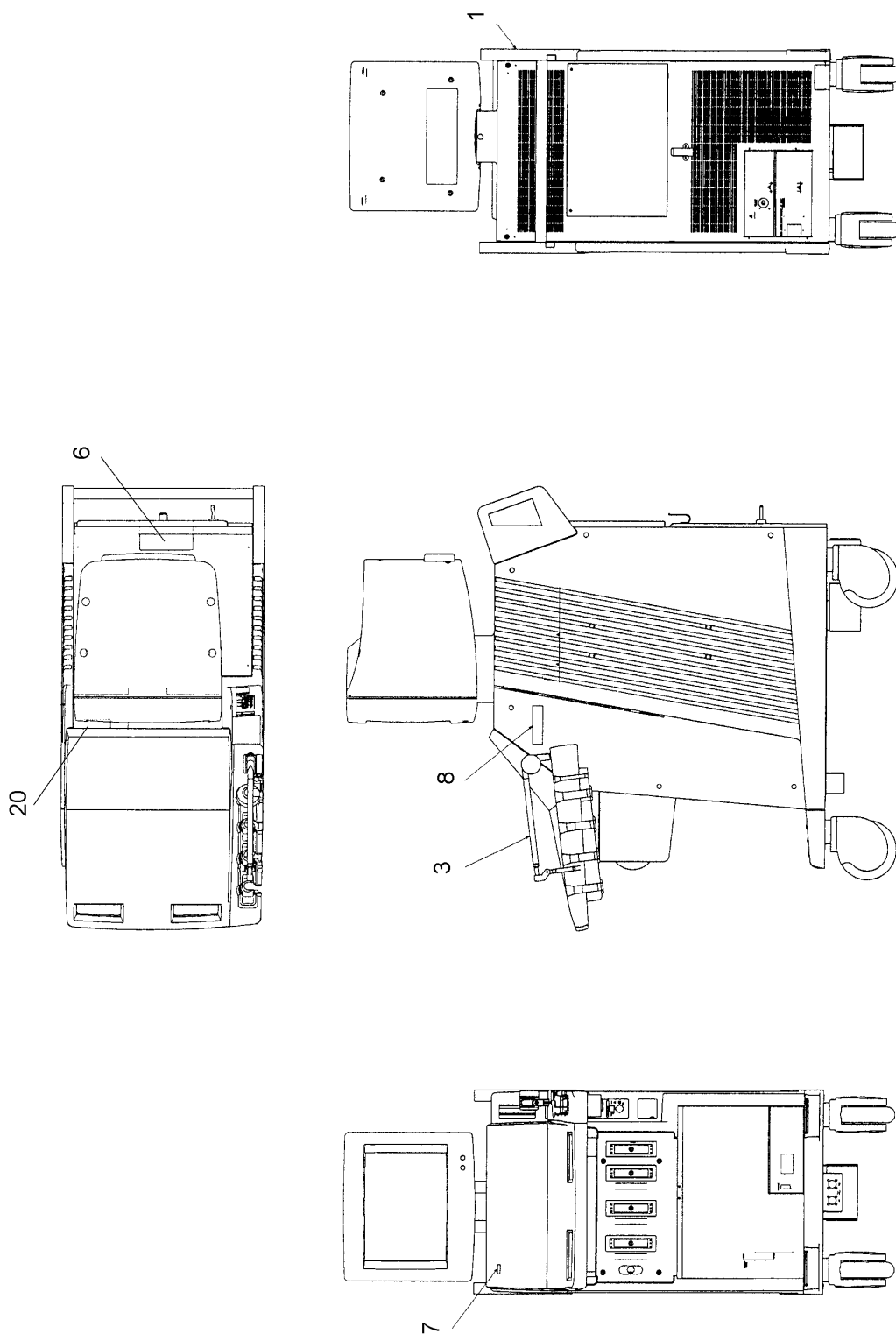
Part Name	Part No	G	2F730-087E*C
SSA-370A/E3	CLM-23161*D	1	U.P. 2

Ref.	L.P.	Item No.	Part No.	G	Part Name	Q'ty	R
	70	4	CLM-22944*B	1	UIPS-370A	1	
	72	5	CLM-22952*B	1	UIFD-001A	1	
		6	AND040-03		NAME-PLATE	1	
		8	YNC5019-01		NAME-PLATE	1	
		9	YNF5914-01		NAME, PLATE	1	
		10	YNF5915-01		NAME, PLATE	1	
		11	YNF5918-01		NAME, PLATE	1	
		12	YNF5919-01		NAME, PLATE	1	
	26	14	CLM-23014*A	1	UZRI-370A	1	
	162	15	CLM-22932*G	1	SSA-370A	1	
	172	16	PM30-27844*A	3	CCIB	1	

(OUT PUT:2000-04-18)

21~25 --> LOCATIONS NOT SHOWN

CLM-22932*G-1



3.4 (1/ 1)

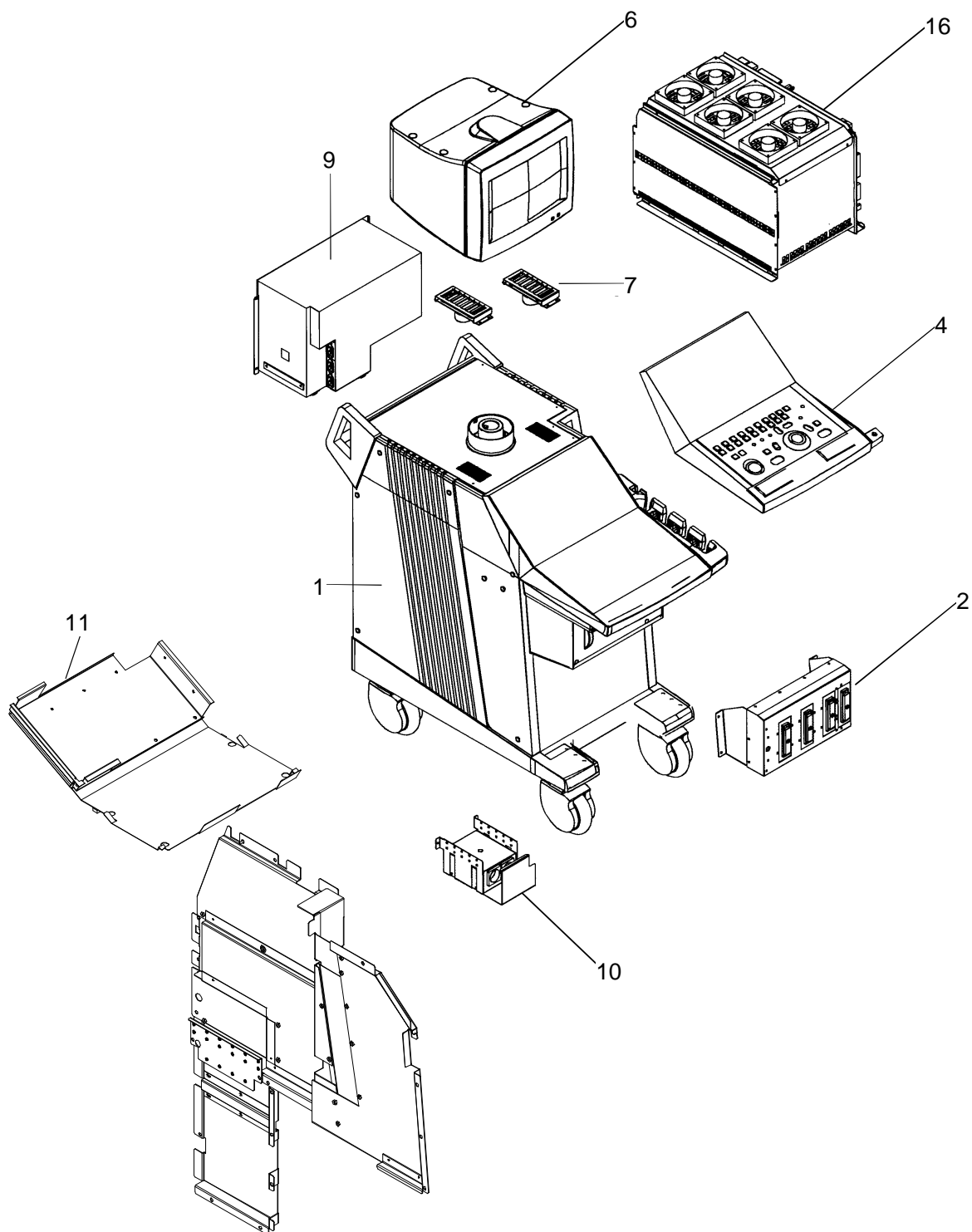
Part Name	Part No	G	2F730-087E*C
SSA-370A	CLM-22932*G	1	U.P. 160.174

Ref.	L.P.	Item No.	Part No.	G	Part Name	Q'ty	R
V3.00E+PIT(00.04)	164	1	PM30-27230*G	2	MAIN CONSOLE	1	E
		3	BSM30-8566*A		CABLE ARM	1	
		6	YNF5659-01*A		NAME, PLATE	1	
		7	YND5190-01		NAME. PLATE	1	
		8	YND5185-01		NAME. PLATE	1	
		20	YNF5506-01*C		NAME, PLATE	1	
		21	YNF5092-01		NAME, PLATE	1	
		22	AND042-01		NAME-LABEL, CE	2	
		23	AND043-01		NAME-LABEL, TMSE	1	
		24	PM30-27928	4	LABEL-ASSY	1	
	170	25	PM30-30401	2	ACCESSORY	1	

(OUT PUT:2000-04-18)

5,12,15,18 --> LOCATIONS NOT SHOWN

PM30-27230*G-2



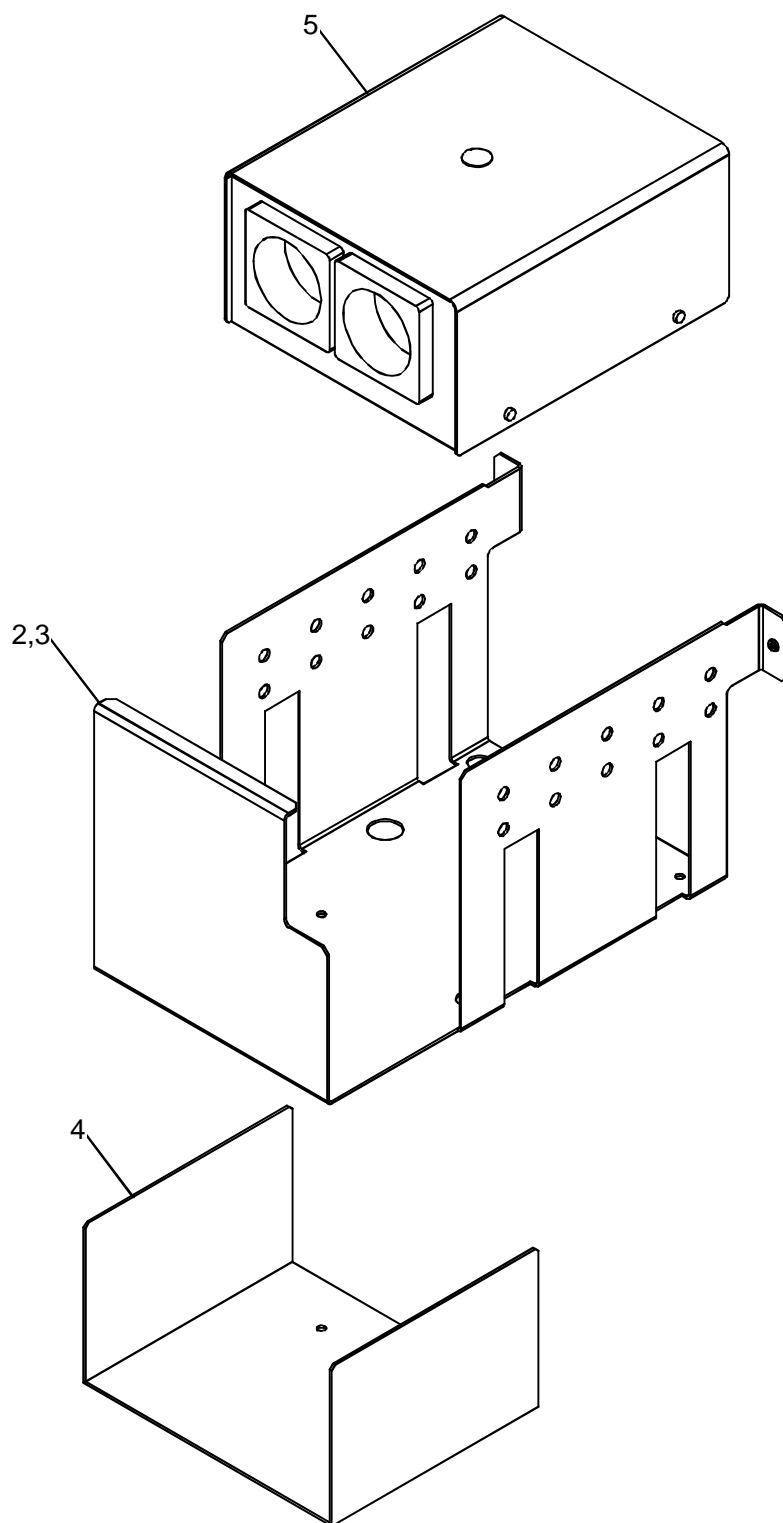
3.4.1 (1/ 1)

Part Name	Part No	G	2F730-087E*C
MAIN CONSOLE	PM30-27230*G	2	U.P. 162

Ref.	L.P.	Item No.	Part No.	G	Part Name	Q'ty	R
200V	150	1	PM30-27240*D	1	CONSOLE ASSY	1	
	88	2	PM30-27300*E	1	FRONT END ASSY	1	R
	94	4	PM30-27340*C	1	OP PANEL ASSY	1	
	98	5	PM30-27391*E	1	CABLE ASSY	1	
	102	6	PM30-27370*B	1	MONITOR ASSY	1	
	106	7	PM30-27360*C	1	SPEAKER ASSY	1	
		9	BSM31-0270*G		POWER UNIT	1	R
	166	10	PM30-27298*C	1	LIMITOR-ASSY	1	
	112	11	PM30-28300*E	1	EMC-PARTS	1	
		12	WM30-27334	1	BOLT	1	
		15	AYZ047-15		SPACER	2	
	168	16	PM30-27310*L	3	PWB RACK ASSY	1	
	138	18	PM30-28493	1	HOOK-ASSY	1	

(OUT PUT:2000-04-18)

PM30-27298*C-1



3. 4. 1- 7 (1/ 1)

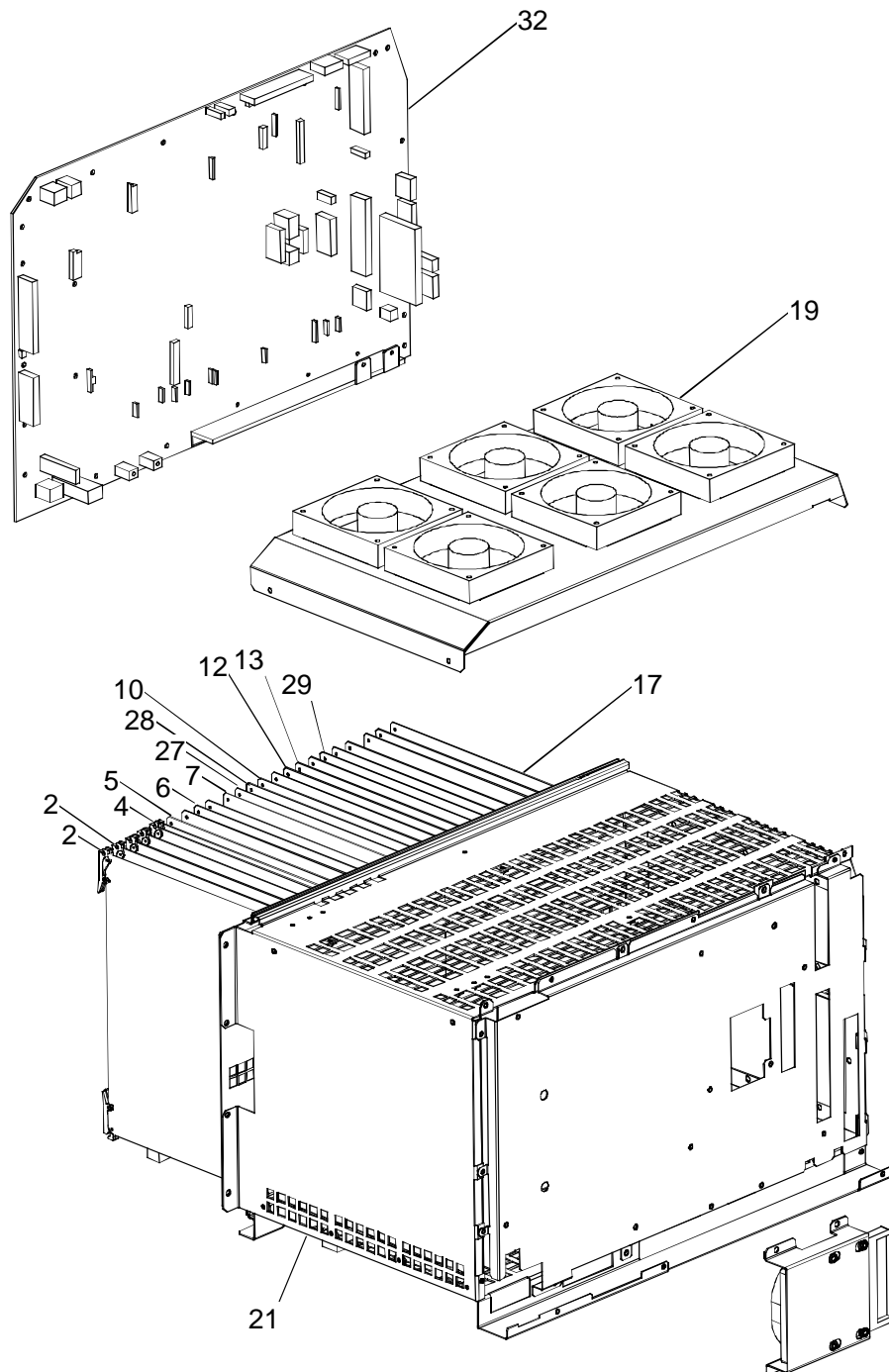
Part Name	Part No	G	2F730-087E*C
LIMITOR-ASSY	PM30-27298*C	1	U.P. 164,192

Ref.	L.P.	Item No.	Part No.	G	Part Name	Q'ty	R
		2	3M30-27299*B		PLATE	1	E
		3	AWK201-12		BAND	4	
		4	3M30-27328		COVER	1	E
		5	BSM31-1689		CURRENT LIMITER	1	

(OUT PUT:2000-04-18)

22,23,39,41~44 --> LOCATIONS NOT SHOWN

PM30-27310*L-3



3.4.1- 9 (1/ 1)

Part Name	Part No	G	2F730-087E*C
PWB RACK ASSY	PM30-27310*L	3	U.P. 164,200

Ref.	L.P.	Item No.	Part No.	G	Part Name	Q'ty	R
YWM0607*C YWM0572*C		2	PM30-27213*D	1	PULSER	2	R
		4	BSM31-0247*D		DEM0D1	1	R
YWM0631*D		5	PM30-27508*F	1	RECEIVER	1	R
YWM0630*E		6	PM30-27507*J	1	T&R-CONT	1	R
YWM0599*C		7	PM30-27216*E	1	RPG	1	R
YWM0414*B YWM0595*D		10	PM30-27210*G	1	DOP-CONT	1	R
YWM0590*F		12	PM30-27217*I	1	IM	1	R
YWM0608*C		13	PM30-27223*G	1	CDSC	1	R
YWM0624*A		17	PM30-27502*C	1	I/O CNN	1	R
	116	19	PM30-27330*A	1	FAN ASSY	1	
	122	21	PM30-27311*C	1	PWB RACK MECHA	1	E
		22	3M30-27324		PLATE	1	E
		23	BSM31-1314		SCHLEGEL	1	E
YWM0701*C		27	PM30-28066*G	1	DOP-IO	1	R
YWM0738*A		28	PM30-28351*B	1	DOP-PROC	1	R
YWM0596*C		29	PM30-27224*E	2	RGB-CONV	1	R
		32	BSM31-1886		DBF	2	
	154	39	PM30-30400*A	1	HDD ASSY	1	
YWM0886*A		41	PM30-30204*D	1	CPU	1	R
YWM0925*A		42	PM30-30228*D	1	BDSC	1	R
		43	BSM31-2422*A		MOTHER BOARD	1	
		44	BSM31-2049*B		PWB,TVP-PLUS	1	

(OUT PUT:2000-04-18)

PM30-30401-2

This page is the blank intentionally because it is difficult to illustrate the parts withch should appear on this page.

(この頁はイラスト 化しにくい部品のため、ブランク 頁になっています。)

3.4.3 (1/ 1)

Part Name	Part No	G	2F730-087E*C
ACCESSORY	PM30-30401	2	U.P. 162.184

Ref.	L.P.	Item No.	Part No.	G	Part Name	Q'ty	R
	158	1	AZP603-02		PASTE	1	C
		4	PM30-30402*B	1	CD-ROM	1	

(OUT PUT:2000-04-18)

PM30-27844*A-3

This page is the blank intentionally because it is difficult to illustrate the parts withch should appear on this page.

(この頁はイラスト 化しにくい 部品のため、ブランク 頁になっています。)

3.5 (1/ 1)

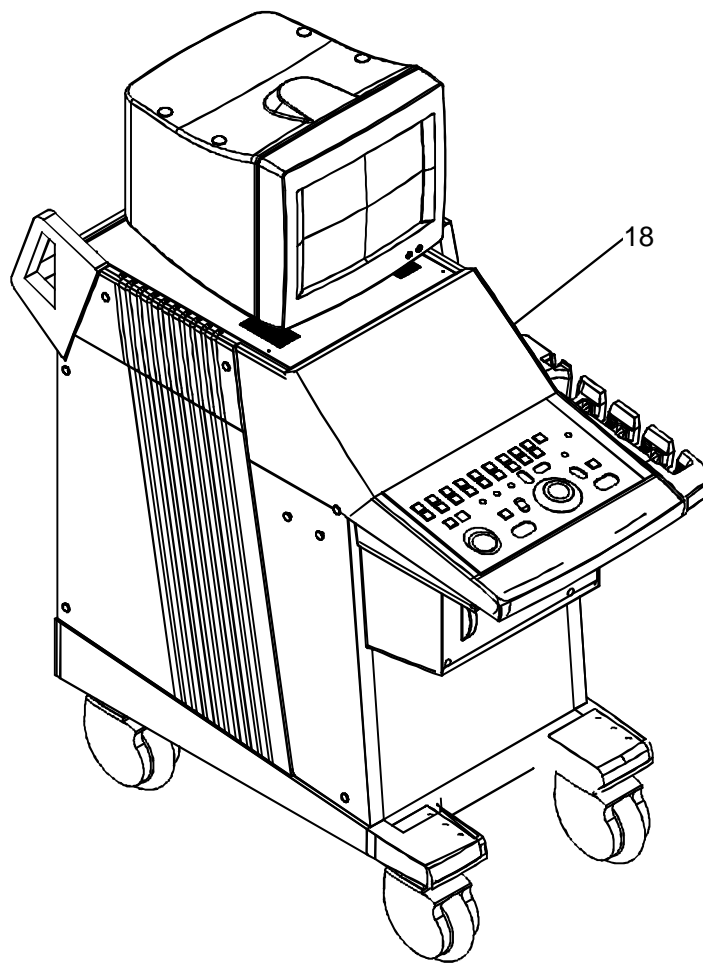
Part Name	Part No	G	2F730-087E*C
CCIB	PM30-27844*A	3	U.P. 160,174

Ref.	L.P.	Item No.	Part No.	G	Part Name	Q'ty	R
SSA-370A		1	AND046-02		NAME-LABEL	1	
		4	YNF5874-10*A		NAME, PLATE	1	

(OUT PUT:2000-04-18)

2~17,19 --> LOCATIONS NOT SHOWN

CLM-23162*D-1



4 (1/ 1)

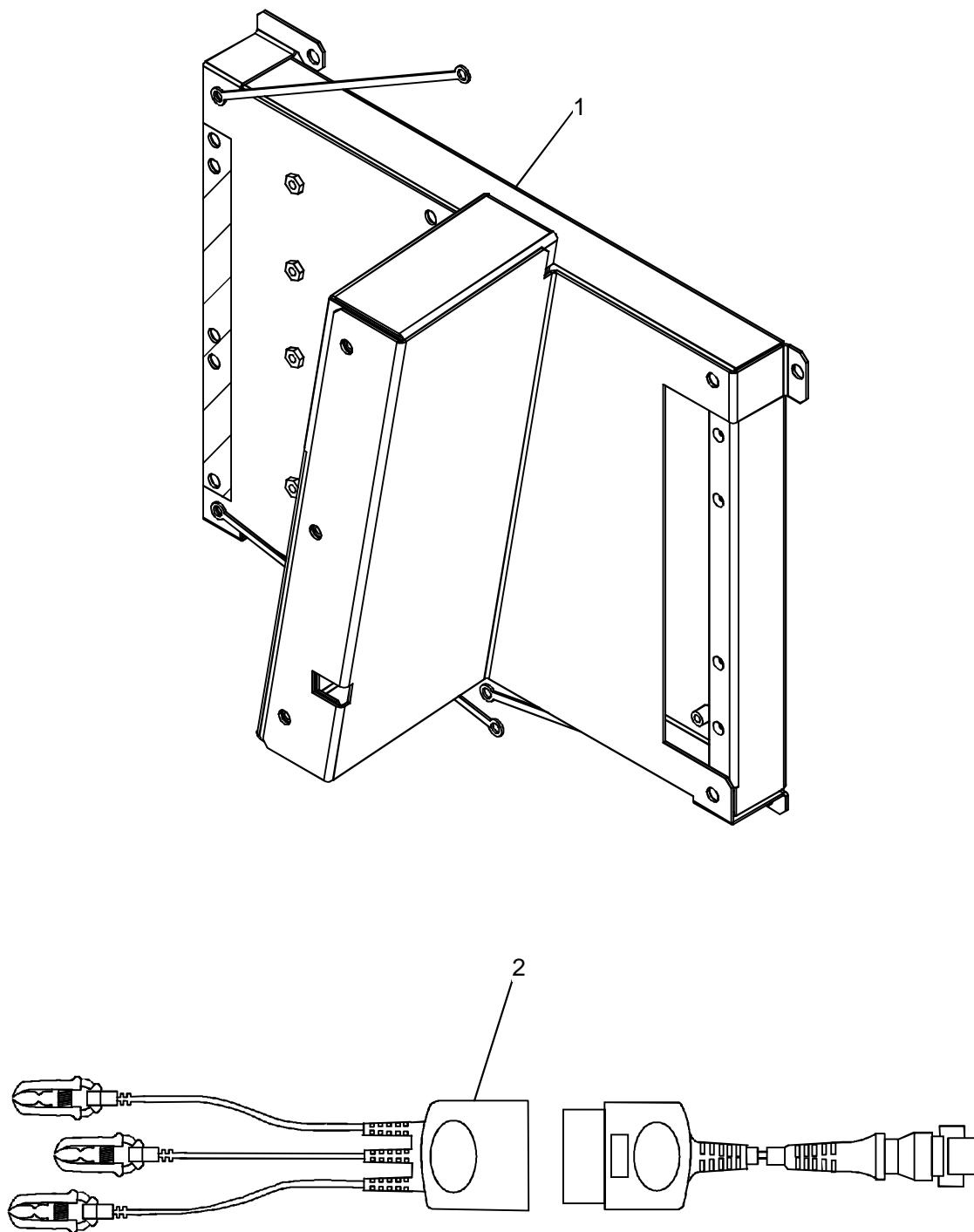
Part Name	Part No	G	2F730-087E*C
SSA-370A/E4	CLM-23162*D	1	U.P. 2

Ref.	L.P.	Item No.	Part No.	G	Part Name	Q'ty	R
	176	2	CLM-22940*B	1	UJUR-371A	1	
	24	3	CLM-22942*B	1	UINF-370A	1	
	180	5	CLM-22945*C	1	UIQS-370A	1	
	70	7	CLM-22944*B	1	UIPS-370A	1	
	72	8	CLM-22952*B	1	UIFD-001A	1	
		9	AND040-03		NAME-PLATE	1	
		11	YNC5019-01		NAME-PLATE	1	
		12	YNF5914-01		NAME, PLATE	1	
		13	YNF5915-01		NAME, PLATE	1	
		14	YNF5918-01		NAME, PLATE	1	
		15	YNF5919-01		NAME, PLATE	1	
	26	17	CLM-23014*A	1	UZRI-370A	1	
	162	18	CLM-22932*G	1	SSA-370A	1	
	172	19	PM30-27844*A	3	CCIB	1	

(OUT PUT:2000-04-18)

3 --> LOCATION NOT SHOWN

CLM-22940*B-1



4.1

(1/ 1)

Part Name

Part No G

2F730-087E*C

UJUR-371A

CLM-22940*B 1

U.P.
174,204,208

Ref.

L.P.

Item
No.Part No.

G

Part Name	Part Number	Part Description	Part Category	Part Status	Part Location	Part Quantity	Part Unit Price	Part Total Price
Part 1	1001	Part 1 Description	Category 1	Status 1	Location 1	Quantity 1	Unit Price 1	Total Price 1
Part 2	1002	Part 2 Description	Category 2	Status 2	Location 2	Quantity 2	Unit Price 2	Total Price 2
Part 3	1003	Part 3 Description	Category 3	Status 3	Location 3	Quantity 3	Unit Price 3	Total Price 3
Part 4	1004	Part 4 Description	Category 4	Status 4	Location 4	Quantity 4	Unit Price 4	Total Price 4
Part 5	1005	Part 5 Description	Category 5	Status 5	Location 5	Quantity 5	Unit Price 5	Total Price 5
Part 6	1006	Part 6 Description	Category 6	Status 6	Location 6	Quantity 6	Unit Price 6	Total Price 6
Part 7	1007	Part 7 Description	Category 7	Status 7	Location 7	Quantity 7	Unit Price 7	Total Price 7
Part 8	1008	Part 8 Description	Category 8	Status 8	Location 8	Quantity 8	Unit Price 8	Total Price 8
Part 9	1009	Part 9 Description	Category 9	Status 9	Location 9	Quantity 9	Unit Price 9	Total Price 9
Part 10	1010	Part 10 Description	Category 10	Status 10	Location 10	Quantity 10	Unit Price 10	Total Price 10

Q'ty

R

10
178

1
2
3

PM30-27504*D
PM30-21542*E
AND040-04

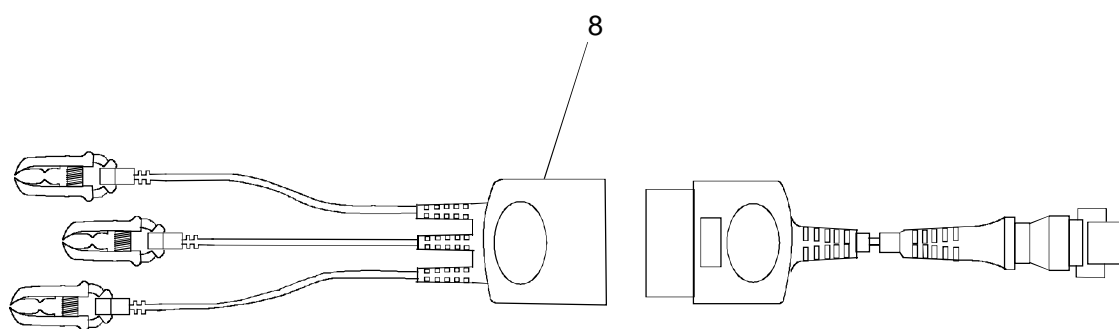
1
2

REF UNIT
REF-ACCESSORY
NAME-PLATE

1
1
1

7 --> LOCATION NOT SHOWN

PM30-21542*E-2



4.1.2 (1/ 1)

Part Name	Part No	G	2F730-087E*C U.P. 176
REF-ACCESSORY	PM30-21542*E	2	

Ref.	L.P.	Item No.	Part No.	G	Part Name	Q'ty	R
		7	APR033-01		CONNECTOR	3	
		8	BSM30-5964*A		CABLE	1	E

(OUT PUT:2000-04-18)

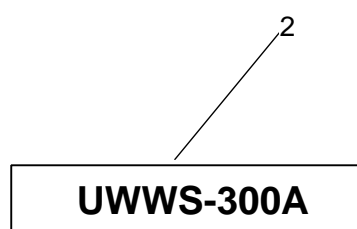
CLM-22945*C-1

This page is the blank intentionally because it is difficult to illustrate the parts withch should appear on this page.

(この頁はイラスト 化しにくい 部品のため、ブランク 頁になっています。)

1 --> LOCATION NOT SHOWN

PM30-27562*B-1



4.3.1 (1/ 1)

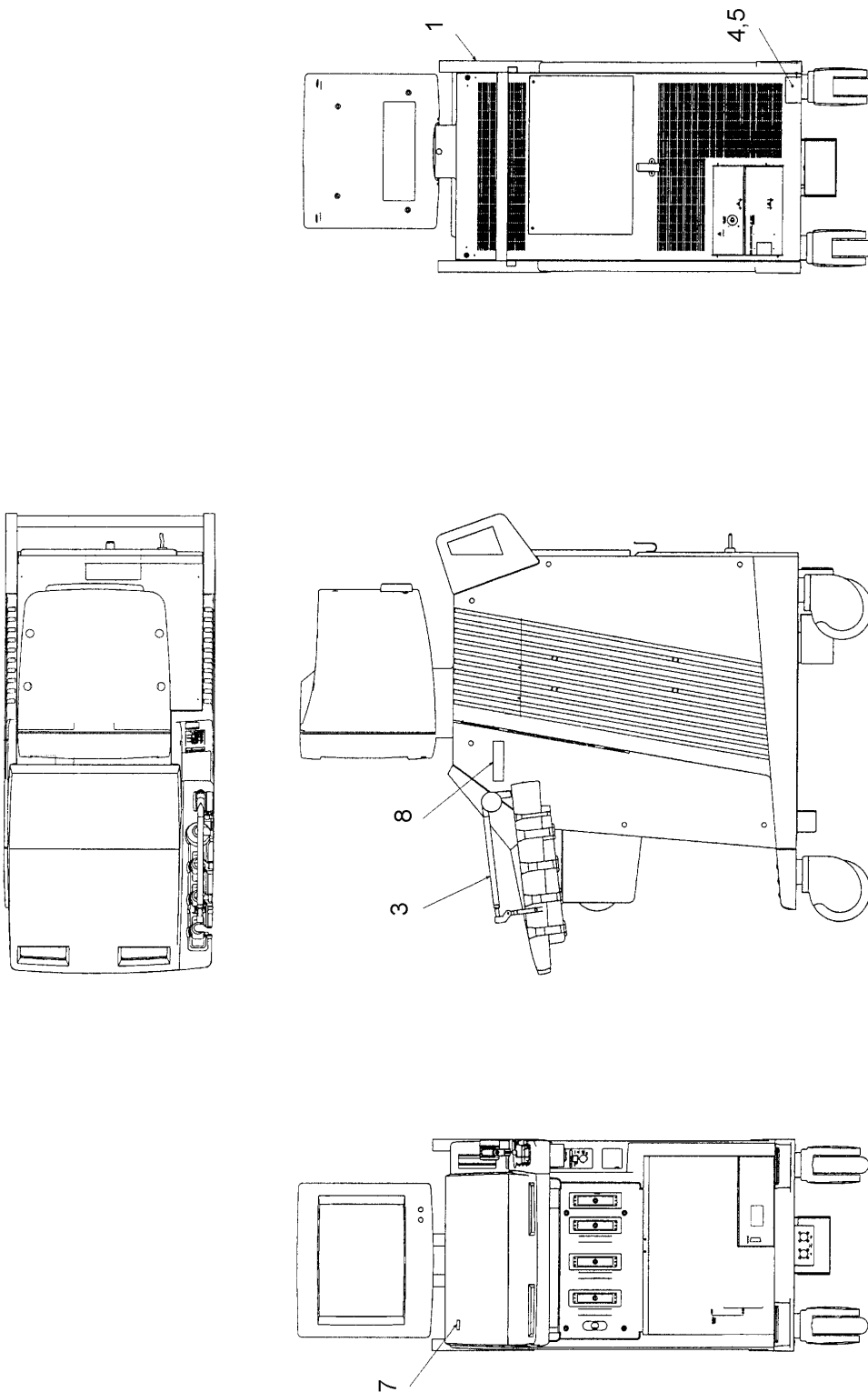
Part Name	Part No	G	2F730-087E*C
QSP1	PM30-27562*B	1	U.P. 180

Ref.	L.P.	Item No.	Part No.	G	Part Name	Q'ty	R
		1	BSM31-0365*B		KIT1	1	
		2	YNF5953-01		NAME, PLATE	1	

(OUT PUT:2000-04-18)

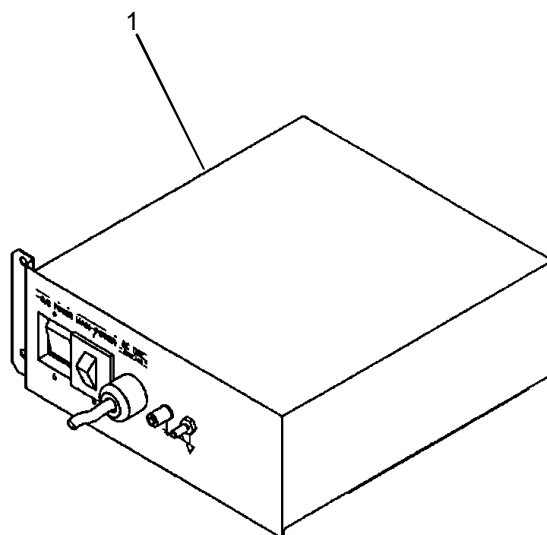
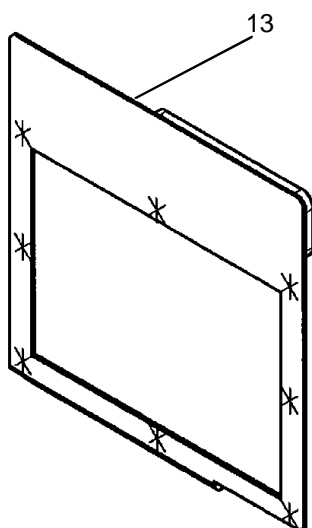
2,9~31 --> LOCATIONS NOT SHOWN

CLM-23434*C-1



2~12,14 --> LOCATIONS NOT SHOWN

CLM-22951*E-1



5.1 (1/ 1)

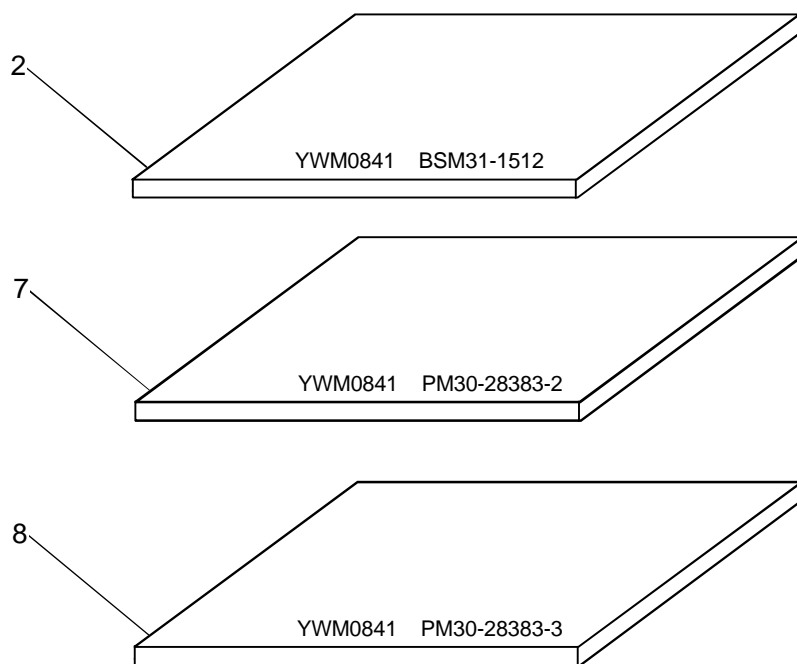
Part Name	Part No	G	2F730-087E*C
UETR-371A	CLM-22951*E	1	U.P. 184

Ref.	L.P.	Item No.	Part No.	G	Part Name	Q'ty	R
		1	BSM31-0363*C		ISOLATION TRANS	1	R
		2	AND040-04		NAME-PLATE	1	
		9	YNF5916-01		NAME,PLATE	1	
		10	YNF5917-01		NAME,PLATE	1	
		11	YNF5920-01		NAME,PLATE	1	
		12	YNF5921-01		NAME,PLATE	1	
		13	BSM31-1784		FILTER	1	
		14	YNF5988-01		NAME,PLATE	1	

(OUT PUT:2000-04-18)

1,4,9 --> LOCATIONS NOT SHOWN

CLM-23383*A-1



5.6 (1/ 1)

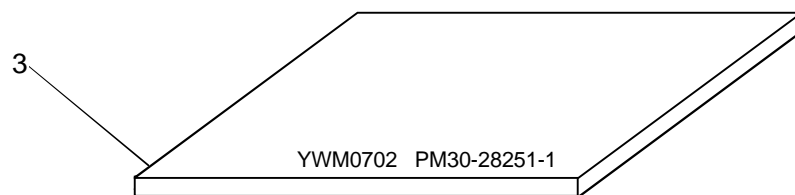
Part Name	Part No	G	2F730-087E*C
UICW-371A	CLM-23383*A	1	U.P. 184

Ref.	L.P.	Item No.	Part No.	G	Part Name	Q'ty	R
YWM0841	82	1	PM30-28389*D	2	CW-T&R	1	R
		2	BSM31-1512*C		DEM0D2	1	R
		4	AND040-04		NAME-PLATE	1	
		7	PM30-28383*G	2	PULSER-H	1	R
YWM0841	84	8	PM30-28383*G	3	PULSER-H	1	R
CW-PARTS		9	PM30-28520*A	1	CW-PARTS	1	

(OUT PUT:2000-04-18)

2,6 --> LOCATIONS NOT SHOWN

CLM-23414-1



5.7 (1/ 1)

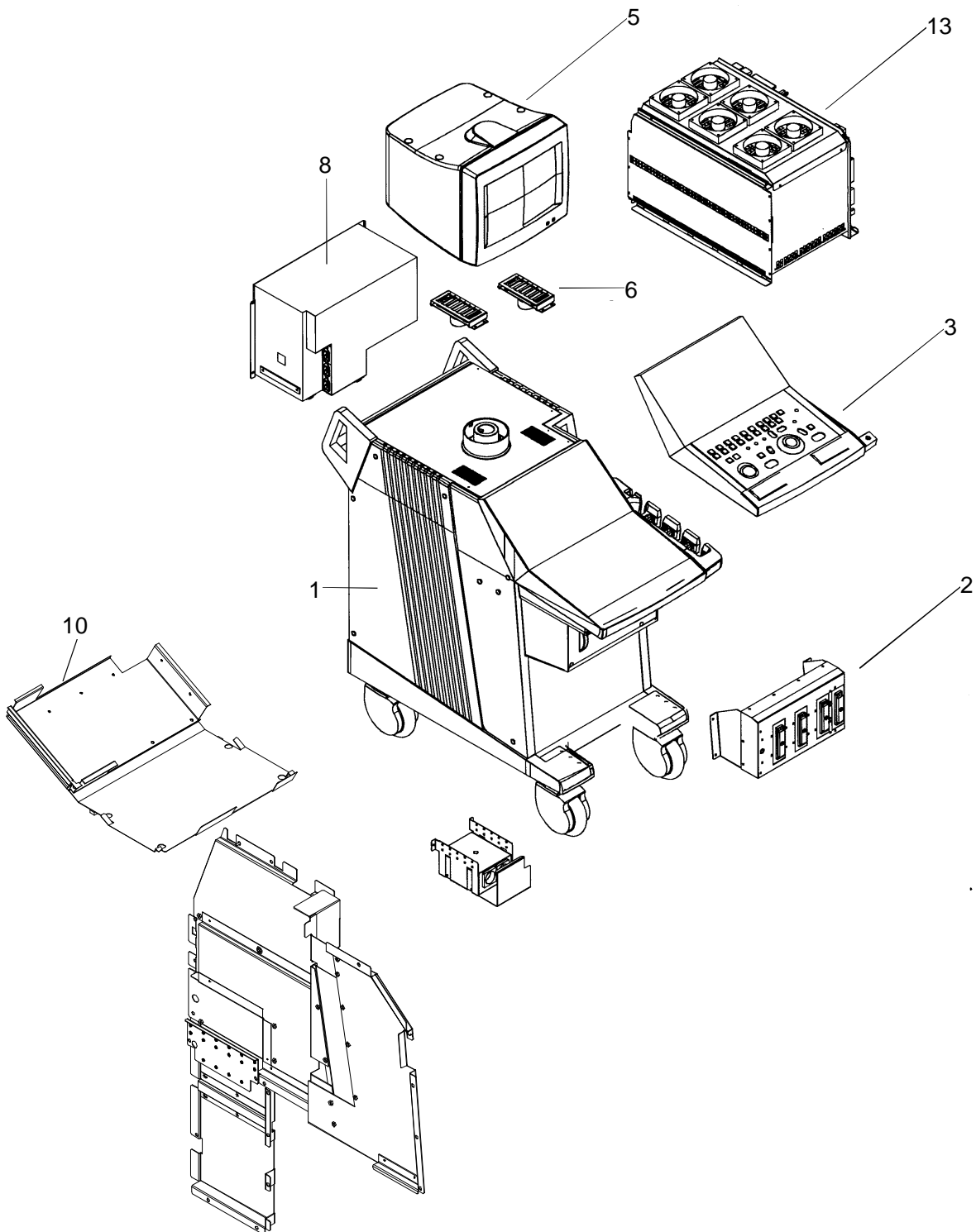
Part Name	Part No	G	2F730-087E* C U.P. 184
UIAM-370A/G1	CLM-23414	1	

Ref.	L.P.	Item No.	Part No.	G	Part Name	Q'ty	R
YWM0702*A		2	AND040-04		NAME-PLATE	1	
		3	PM30-28251*A	1	DOP-ADAP	1	R
		6	BSM31-1692*A		CASE	1	

(OUT PUT:2000-04-18)

4,9,11,12,16 --> LOCATIONS NOT SHOWN

PM30-29062*A-2



5.9 (1 / 1)

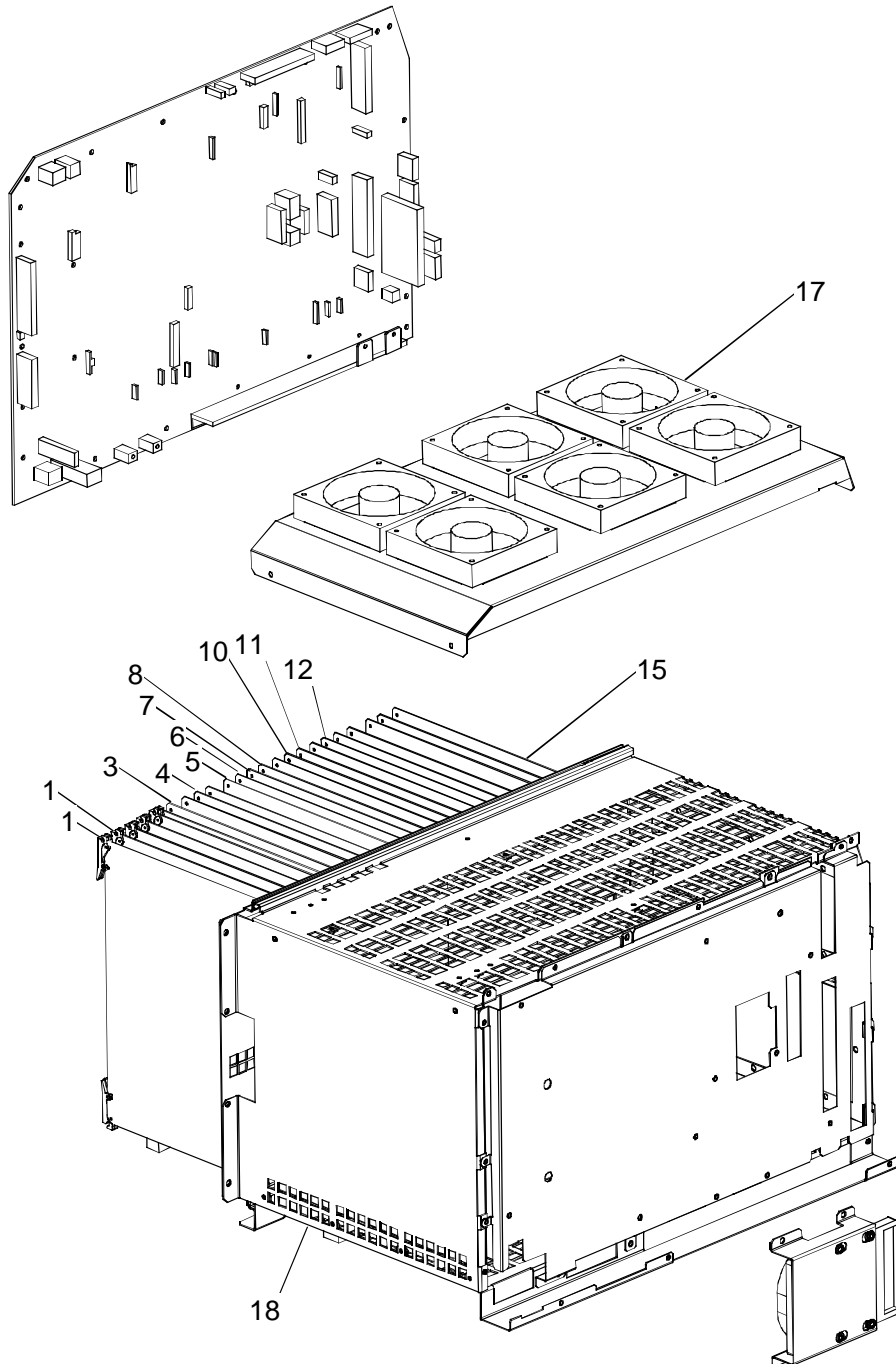
Part Name	Part No	G	2F730-087E*C
MAIN CONSOLE	PM30-29062*A	2	U.P. 184

Ref.	L.P.	Item No.	Part No.	G	Part Name	Q'ty	R
200V	150	1	PM30-27240*D	1	CONSOLE ASSY	1	
	88	2	PM30-27300*E	1	FRONT END ASSY	1	R
	94	3	PM30-27340*C	1	OP PANEL ASSY	1	
	98	4	PM30-27391*E	1	CABLE ASSY	1	
	102	5	PM30-27370*B	1	MONITOR ASSY	1	
	106	6	PM30-27360*C	1	SPEAKER ASSY	1	
		8	BSM31-0270*G		POWER UNIT	1	R
	166	9	PM30-27298*C	1	LIMITOR-ASSY	1	
	112	10	PM30-28300*E	1	EMC-PARTS	1	
		11	WM30-27334	1	BOLT	1	
		12	AYZ047-15		SPACER	2	
	194	13	PM30-29060*F	3	PWB RACK ASSY	1	
	138	16	PM30-28493	1	HOOK-ASSY	1	

(OUT PUT:2000-04-18)

19~34 --> LOCATIONS NOT SHOWN

PM30-29060*F-3



5.9.9 (1/ 1)

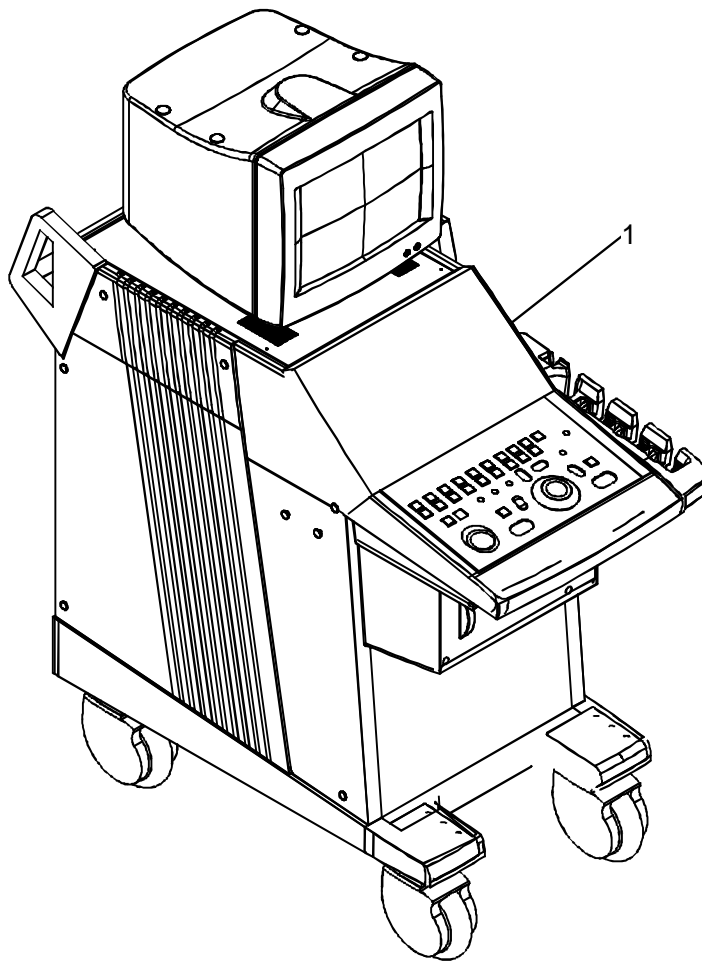
Part Name	Part No	G	2F730-087E*C
PWB RACK ASSY	PM30-29060*F	3	U.P. 192

Ref.	L.P.	Item No.	Part No.	G	Part Name	Q'ty	R
		1	BSM31-1886		DBF	2	
YWM0631*D		3	PM30-27508*F	1	RECEIVER	1	R
YWM0630*E		4	PM30-27507*J	1	T&R-CONT	1	R
YWM0599*C		5	PM30-27216*E	1	RPG	1	R
YWM0701*C		6	PM30-28066*G	1	DOP-IO	1	R
YWM0738*A		7	PM30-28351*B	1	DOP-PROC	1	R
YWM0595*D		8	PM30-27210*G	1	DOP-CONT	1	R
YWM0590*F		10	PM30-27217*I	1	IM	1	R
YWM0608*C		11	PM30-27223*G	1	CDSC	1	R
YWM0596*C		12	PM30-27224*E	2	RGB-CONV	1	R
YWM0624*A		15	PM30-27502*C	1	I/O CNN	1	R
	116	17	PM30-27330*A	1	FAN ASSY	1	
	122	18	PM30-27311*C	1	PWB RACK MECHA	1	E
		19	3M30-27324		PLATE	1	E
		20	BSM31-1314		SCHLEGEL	1	E
	154	29	PM30-30400*A	1	HDD ASSY	1	
YWM0886*A		31	PM30-30204*D	1	CPU	1	R
YWM0414*B YWM0607*C YWM025*A		32	PM30-30228*D	1	BDSC	1	R
		33	BSM31-2422*A		MOTHER BOARD	1	
		34	BSM31-2049*B		PWB,TVP-PLUS	1	

(OUT PUT:2000-04-18)

4~16 --> LOCATIONS NOT SHOWN

CLM-23163*B-1



6 (1/ 1)

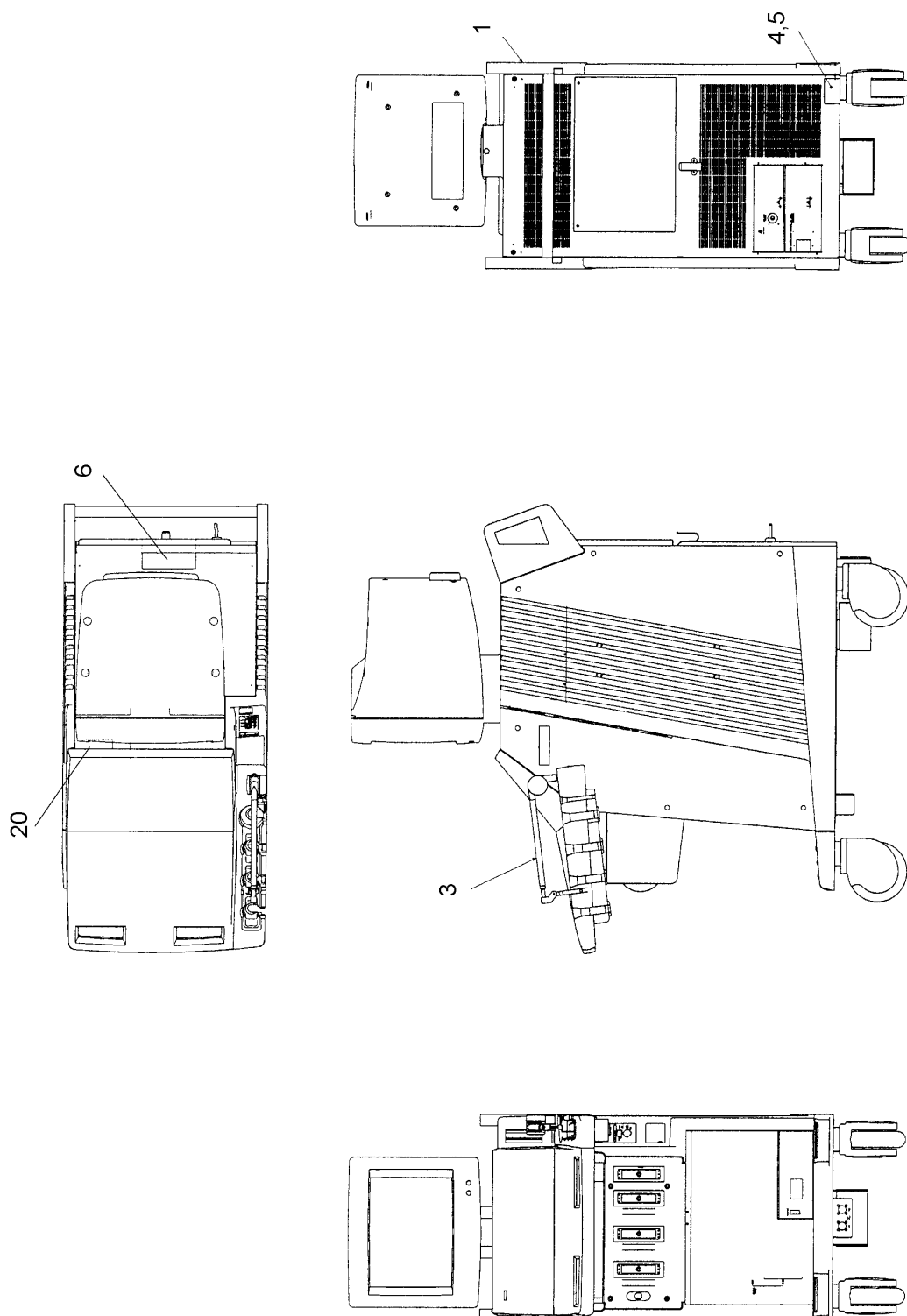
Part Name	Part No	G	2F730-087E*C
SSA-370A/N2	CLM-23163*B	1	U.P. 2

Ref.	L.P.	Item No.	Part No.	G	Part Name	Q'ty	R
	198	1	CLM-23182*C	1	SSA-370A/N1	1	
	70	4	CLM-22944*B	1	UIPS-370A	1	
	72	5	CLM-22952*B	1	UIFD-001A	1	
		6	AND040-03		NAME-PLATE	1	
		8	YNC5019-01		NAME-PLATE	1	
		9	YNF5888-01		NAME, PLATE	1	
		10	YNF5889-01		NAME, PLATE	1	
		11	YNF5860-01		NAME, PLATE	1	
		12	YNF5882-01		NAME, PLATE	1	
		13	YNF5910-01		NAME, PLATE	1	
		14	YNF5911-01		NAME, PLATE	1	
		15	BSM31-0269*G		POWER UNIT	1	
	26	16	CLM-23014*A	1	UZRI-370A	1	R

(OUT PUT:2000-04-18)

17,18 --> LOCATIONS NOT SHOWN

CLM-23182*C-1



6.1 (1/ 1)

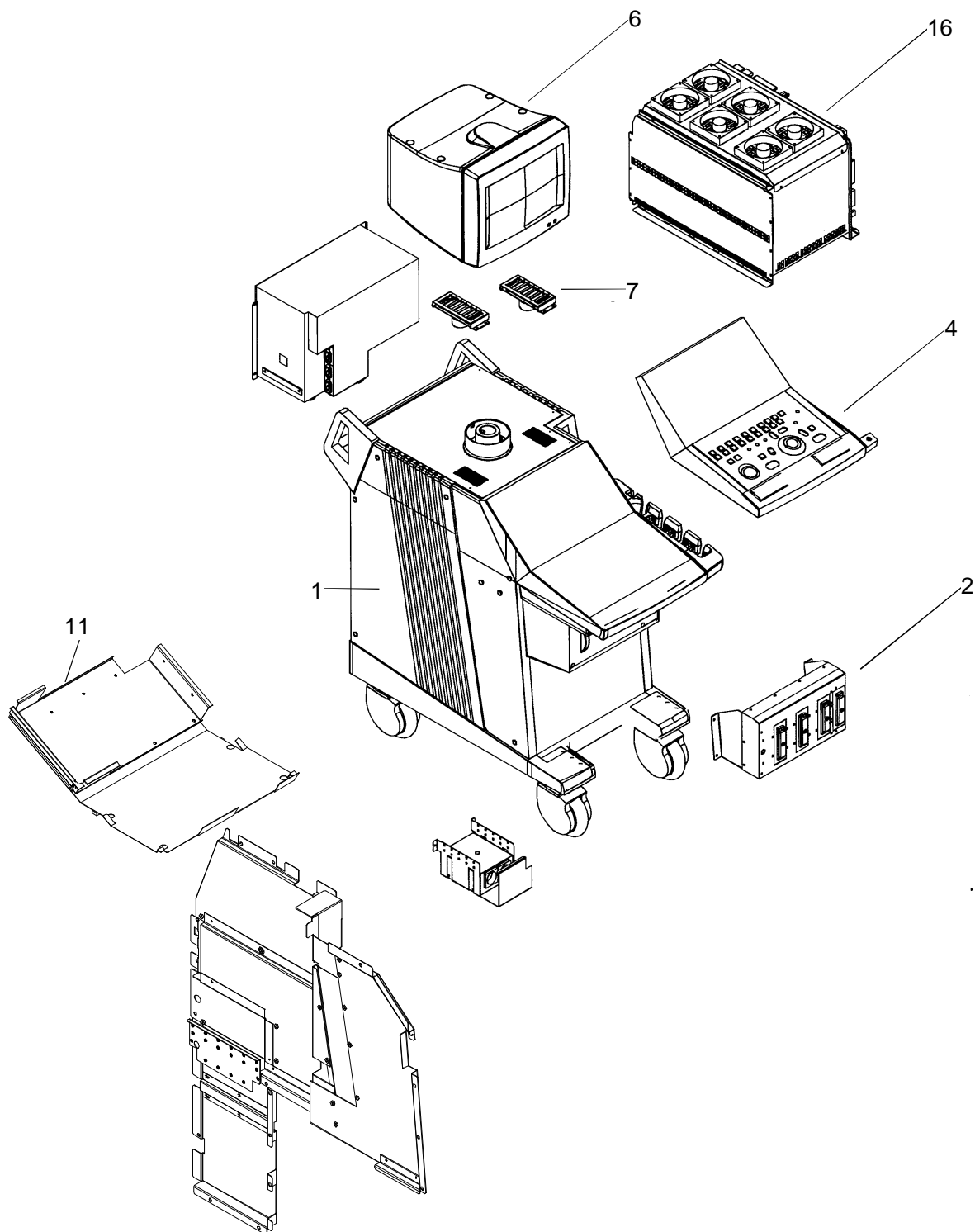
Part Name	Part No	G	2F730-087E*C
SSA-370A/N1	CLM-23182*C	1	U.P. 196.204.206

Ref.	L.P.	Item No.	Part No.	G	Part Name	Q'ty	R
	200	1	PM30-27230*G	3	MAIN CONSOLE	1	
		3	BSM30-5171*E		CABLE ARM	1	E
		4	YNF5659-01*A		NAME, PLATE	1	
		5	YND5190-01		NAME. PLATE	1	
		6	YND5185-01		NAME. PLATE	1	
		17	YNF5506-01*C		NAME, PLATE	1	
		18	YNF5092-01		NAME, PLATE	1	
	202	20	PM30-30401	4	ACCESSORY	1	

(OUT PUT:2000-04-18)

5,12,15,18 --> LOCATIONS NOT SHOWN

PM30-27230*G-3



6.1.1 (1/ 1)

Part Name	Part No	G	2F730-087E*C
MAIN CONSOLE	PM30-27230*G	3	U.P. 198

Ref.	L.P.	Item No.	Part No.	G	Part Name	Q'ty	R
	150	1	PM30-27240*D	1	CONSOLE ASSY	1	
	88	2	PM30-27300*E	1	FRONT END ASSY	1	R
	94	4	PM30-27340*C	1	OP PANEL ASSY	1	
	98	5	PM30-27391*E	1	CABLE ASSY	1	
	102	6	PM30-27370*B	1	MONITOR ASSY	1	
	106	7	PM30-27360*C	1	SPEAKER ASSY	1	
	112	11	PM30-28300*E	1	EMC-PARTS	1	
		12	WM30-27334	1	BOLT	1	
		15	AYZ047-15		SPACER	2	
	168	16	PM30-27310*L	3	PWB RACK ASSY	1	
	138	18	PM30-28493	1	HOOK-ASSY	1	

(OUT PUT:2000-04-18)

PM30-30401-4

This page is the blank intentionally because it is difficult to illustrate the parts withch should appear on this page.

(この頁はイラスト 化しにくい 部品のため、ブランク 頁になっています。)

6.1.2 (1/ 1)

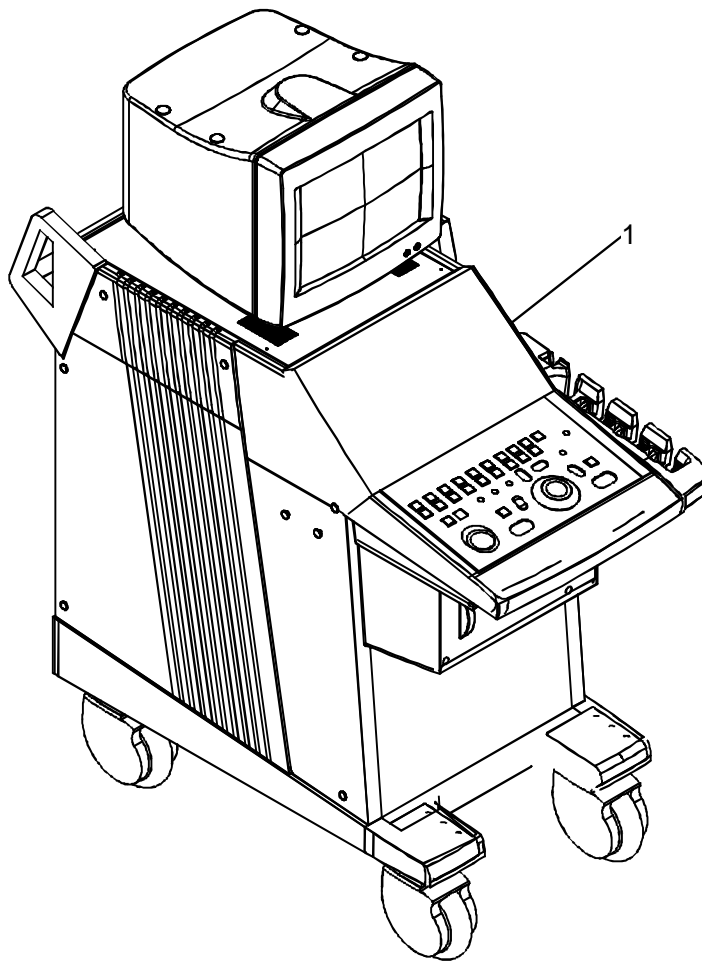
Part Name	Part No	G	2F730-087E*C
ACCESSORY	PM30-30401	4	U.P. 198

Ref.	L.P.	Item No.	Part No.	G	Part Name	Q'ty	R
		2	PM30-05371*B	1	CABLE ASSY	1	E
	142	3	PM30-29221	1	UZRI-KIT	1	
	158	4	PM30-30402*B	1	CD-ROM	1	

(OUT PUT:2000-04-18)

2~19 --> LOCATIONS NOT SHOWN

CLM-23164*B-1



7 (1/ 1)

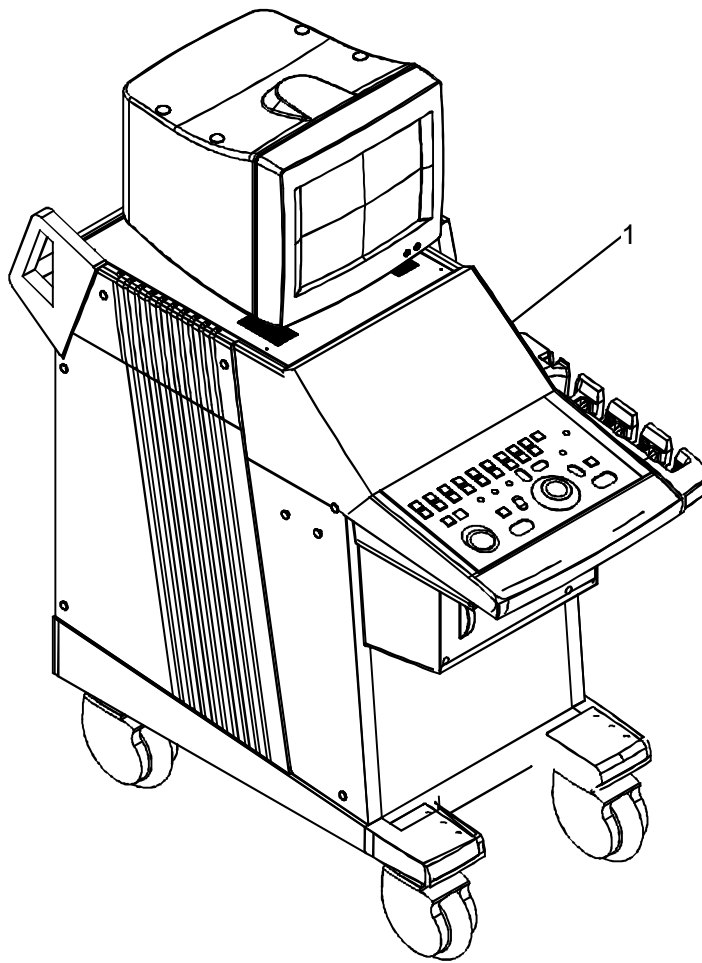
Part Name	Part No	G	2F730-087E*C
SSA-370A/N3	CLM-23164*B	1	U.P. 2

Ref.	L.P.	Item No.	Part No.	G	Part Name	Q'ty	R
	198	1	CLM-23182*C	1	SSA-370A/N1	1	
	176	2	CLM-22940*B	1	UJUR-371A	1	
	24	3	CLM-22942*B	1	UINF-370A	1	
	180	5	CLM-22945*C	1	UIQS-370A	1	
	70	7	CLM-22944*B	1	UIPS-370A	1	
	72	8	CLM-22952*B	1	UIFD-001A	1	
		9	AND040-03		NAME-PLATE	1	
		11	YNC5019-01		NAME-PLATE	1	
		12	YNF5888-01		NAME, PLATE	1	
		13	YNF5889-01		NAME, PLATE	1	
		14	YNF5860-01		NAME, PLATE	1	
		15	YNF5882-01		NAME, PLATE	1	
		16	YNF5910-01		NAME, PLATE	1	
		17	YNF5911-01		NAME, PLATE	1	
		18	BSM31-0269*G		POWER UNIT	1	
	26	19	CLM-23014*A	1	UZRI-370A	1	R

(OUT PUT:2000-04-18)

4~14 --> LOCATIONS NOT SHOWN

CLM-23165*B-1



8 (1/ 1)

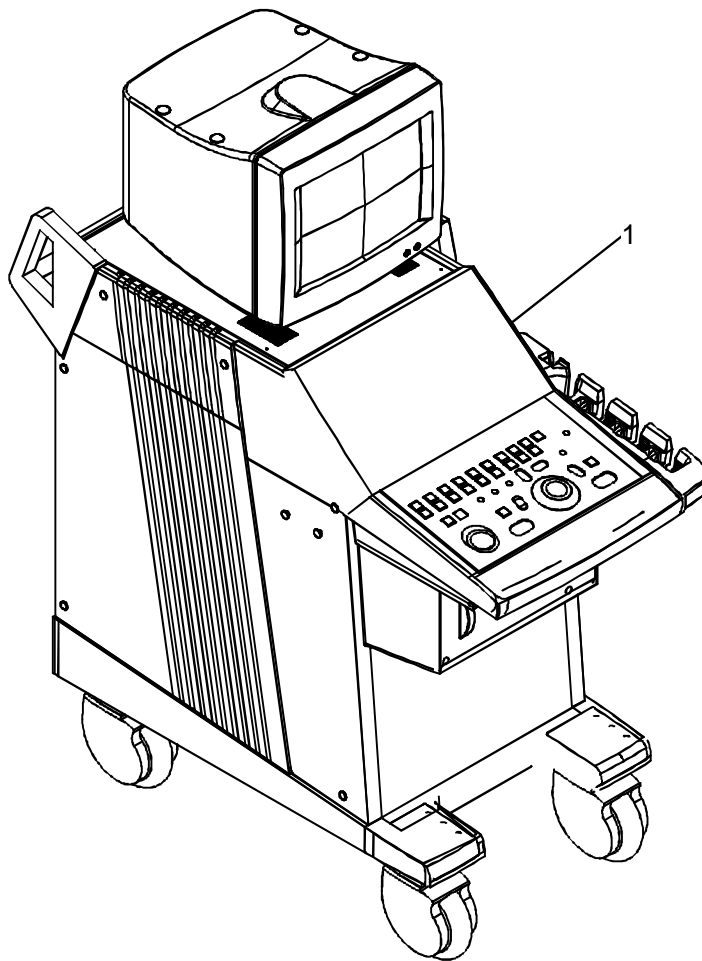
Part Name	Part No	G	2F730-087E*C
SSA-370A/N4	CLM-23165*B	1	U.P. 2

Ref.	L.P.	Item No.	Part No.	G	Part Name	Q'ty	R
	198	1	CLM-23182*C	1	SSA-370A/N1	1	
	70	4	CLM-22944*B	1	UIPS-370A	1	
	72	5	CLM-22952*B	1	UIFD-001A	1	
		6	AND040-03		NAME-PLATE	1	
		8	YNC5019-01		NAME-PLATE	1	
		9	YNF5914-01		NAME, PLATE	1	
		10	YNF5915-01		NAME, PLATE	1	
		11	YNF5918-01		NAME, PLATE	1	
		12	YNF5919-01		NAME, PLATE	1	
		13	BSM31-0270*G		POWER UNIT	1	R
	26	14	CLM-23014*A	1	UZRI-370A	1	

(OUT PUT:2000-04-18)

2~17 --> LOCATIONS NOT SHOWN

CLM-23166*B-1



9 (1/ 1)

Part Name	Part No	G	2F730-087E*C
SSA-370A/N5	CLM-23166*B	1	U.P. 2

Ref.	L.P.	Item No.	Part No.	G	Part Name	Q'ty	R
	198	1	CLM-23182*C	1	SSA-370A/N1	1	
	176	2	CLM-22940*B	1	UJUR-371A	1	
	24	3	CLM-22942*B	1	UINF-370A	1	
	180	5	CLM-22945*C	1	UIQS-370A	1	
	70	7	CLM-22944*B	1	UIPS-370A	1	
	72	8	CLM-22952*B	1	UIFD-001A	1	
		9	AND040-03		NAME-PLATE	1	
		11	YNC5019-01		NAME-PLATE	1	
		12	YNF5914-01		NAME, PLATE	1	
		13	YNF5915-01		NAME, PLATE	1	
		14	YNF5918-01		NAME, PLATE	1	
		15	YNF5919-01		NAME, PLATE	1	
		16	BSM31-0270*G		POWER UNIT	1	
	26	17	CLM-23014*A	1	UZRI-370A	1	R

(OUT PUT:2000-04-18)

RECOMMENDED SERVICE PARTS INDEX

No.	Page Listed	Part No.	G	Part Name	Q'ty	R
1	74	BSM30-7502*D		FLOPPY DISK	1	R
2	152,168	BSM31-0247*D		DEM0D1	1	R
3	86,148,196,204	BSM31-0269*G		POWER UNIT	1	R
4	164,192,206,208	BSM31-0270*G		POWER UNIT	1	R
5	186	BSM31-0363*C		ISOLATION TRANS	1	R
6	48	BSM31-1367		MOI/F-PWB	1	R
7	80,188	BSM31-1512*C		DEM0D2	1	R
8	24	PM30-26876*F	1	REF/NF	1	R
9	114,152,168,194	PM30-27210*G	1	DOP-CONT	1	R
10	168	PM30-27213*D	1	PULSER	2	R
11	114,152,168,194	PM30-27216*E	1	RPG	1	R
12	114,152,168,194	PM30-27217*I	1	IM	1	R
13	114,152,168,194	PM30-27223*G	1	CDSC	1	R
14	114,152,168,194	PM30-27224*E	2	RGB-CONV	1	R
15	86,148,164,192,200	PM30-27300*E	1	FRONT END ASSY	1	R
16	124,154	PM30-27337*A	1	HDD ASSY	1	R
17	94	PM30-27345*C	1	MAIN PANEL ASSY	1	R
18	114,152,168,194	PM30-27502*C	1	I/O CNN	1	R
19	62	PM30-27506*C	1	A-DISP	1	R
20	114,152,168,194	PM30-27507*J	1	T&R-CONT	1	R
21	114,152,168,194	PM30-27508*F	1	RECEIVER	1	R
22	88	PM30-27518*F	1	PBCONT	1	R
23	180	PM30-27562*B	1	QSP1	1	R
24	146	PM30-28018*G	1	PBSEL	1	R
25	70	PM30-28018*G	2	PBSEL	1	R
26	114,152,168,194	PM30-28066*G	1	DOP-IO	1	R
27	78,190	PM30-28251*A	1	DOP-ADAP	1	R
28	114,152,168,194	PM30-28351*B	1	DOP-PROC	1	R
29	76,146	PM30-28383*G	1	PULSER-H	2	R
30	188	PM30-28383*G	2	PULSER-H	1	R
31	188	PM30-28383*G	3	PULSER-H	1	R
32	82	PM30-28384*E	2	CW-RECEIVER	1	R
33	80	PM30-28385*B	1	PULCHO	1	R
34	80,188	PM30-28389*D	2	CW-T&R	1	R
35	82	PM30-28519	1	CWECHO	1	R
36	48	PM30-29048	1	DRIVE-ASSY	1	R
37	114,152,168,194	PM30-30204*D	1	CPU	1	R
38	114,152,168,194	PM30-30228*D	1	BDSC	1	R

STANDARD CONSUMABLES INDEX

No.	Page Listed	Part No.	G	Part Name	Q'ty	R
1	156,170	AZP603-02		PASTE	1	C
2	48	BSM31-1710		MO-DISK	1	C

GENERAL-PURPOSE SERVICE PARTS INDEX

No.	Page Listed	Part No.	G	Part Name	Q'ty	R
1	134	1M08-31108*B		R-SIDE-COVER	1	E
2	134	1M08-31109*B		L-SIDE-COVER	1	E
3	134	1M08-31110*B		BASE-COVER	1	E
4	134	1M08-31112*C		K-BOTTOM-COVER	1	E
5	136	1M08-31172*C		REAR-COVER	1	E
6	134	2M08-31111*D		PB-SEL-COVER	1	E
7	134	2M08-31167*B		BLOCK	1	E
8	96	2M08-70806*A		HOLDER	1	E
9	12	2M30-27441*B		REF-BOX	1	E
10	104	3M08-31115		KNOB	2	E
11	134	3M08-31118*A		NECK-COVER	1	E
12	12	3M08-31191		SHEET	1	E
13	136	3M08-31209		COVER	1	E
14	128,150	3M08-70693*A		CLAMP	1	E
15	128,150	3M30-27296*A		PLATE	1	E
16	166	3M30-27299*B		PLATE	1	E
17	114,152,168,194	3M30-27324		PLATE	1	E
18	128,150	3M30-27326*A		PLATE	1	E
19	166	3M30-27328		COVER	1	E
20	128,150	3M30-27466*A		PLATE	1	E
21	128,150	3M30-27467*B		PLATE	1	E
22	128,150	3M30-27468*A		PLATE	1	E
23	142	3M30-28446*B		COVER	1	E
24	142	3M30-28447*B		COVER	1	E
25	12	4M08-31093*A		PLATE	1	E
26	12	4M08-31094		PLATE	1	E
27	128,150	4M08-70635*B		CAP	18	E
28	104	4M08-70682		SHEET	3	E
29	128,150	4M08-70808		CAP	2	E
30	128,150	4M08-70810		CAP	4	E
31	128,150	4M08-91111*A		SHEET	2	E
32	92	4M30-27307		SPACER	2	E
33	112	4M30-28337		CLAMP	1	E
34	118,120,132	ABF019-02		FAN	3	E
35	116	ABY502-01		GUARD, FINGER	2	E
36	68,146	AND023-03		NAME-PLATE	1	E
37	20	ASL401-02		SWITCH, PADDLE	2	E
38	20	ASL901-03		BEZEL, SWITCH	2	E
39	12,112	AWK016-04		CLAMP	3	E
40	12	AWZ030*150-M4		FG-MESH	3	E
41	16	AXF029-03		FILTER, NOISE	1	E
42	10,18	AXF029-04		FILTER, NOISE	6	E
43	16	AXF029-31		FILTER, NOISE	1	E
44	128,150	AYS055-01		PLUNGER, BALL	1	E
45	128,150	AYZ006-02		HANGER	1	E
46	146	AYZ058-01		CAP	2	E
47	108,110	BSM30-3292		SPEAKER	1	E
48	22	BSM30-4716*C		SENSOR, PULSE	1	E
49	42	BSM30-4842		VCR CABLE	2	E
50	146,198	BSM30-5171*E		CABLE ARM	1	E

GENERAL-PURPOSE SERVICE PARTS INDEX

No.	Page Listed	Part No.	G	Part Name	Q'ty	R
51	178	BSM30-5964*A		CABLE	1	E
52	22	BSM30-5998*A		CABLE	1	E
53	18	BSM30-6668		MESH-SLEEVE	1	E
54	54	BSM30-6854		FAN	1	E
55	22	BSM30-7264*C		SENSOR,	1	E
56	28	BSM30-8125*A		BAND	2	E
57	42	BSM30-8256*A		VCR CABLE(P)	1	E
58	42	BSM30-8257*A		VCR CABLE	1	E
59	38	BSM30-8259*A		CABLE ASSY	1	E
60	4,162,184	BSM30-8566*A		CABLE ARM	1	E
61	42	BSM30-8597		CABLE-ASSY	2	E
62	98	BSM31-0540*A		COAX.FLAT CABLE	1	E
63	98	BSM31-0541*A		COAX.FLAT CABLE	1	E
64	98	BSM31-0552*D		CABLE	1	E
65	150	BSM31-0574*A		CASTER	4	E
66	128,150	BSM31-0575*B		HANDLE	1	E
67	34	BSM31-0669		AC CABLE	1	E
68	10	BSM31-1129		REF PWB	1	E
69	114,152,168,194	BSM31-1314		SCHLEGEL	1	E
70	32	BSM31-1374*A		CABLE CONTROL	1	E
71	98	BSM31-1396		AC CABLE	1	E
72	58	BSM31-1398		CASE	1	E
73	98	BSM31-1469*A		FILTER5V-C	1	E
74	30,36,40	CLM-22981*A	1	UZCA-021A	1	E
75	30	CLM-22983*B	1	UZCA-023A	1	E
76	40	CLM-22984*A	1	UZCA-024A	1	E
77	26	CLM-22986*A	1	UZCA-026A	1	E
78	26	CLM-22987*A	1	UZCA-027A	1	E
79	26	CLM-22988*A	1	UZCA-028A	1	E
80	98	CM30-27392*B	1	CABLE ASSY	1	E
81	98	CM30-27393*A	1	CABLE ASSY	1	E
82	98	CM30-27395*C	1	CABLE ASSY	1	E
83	98	CM30-27395*C	2	CABLE ASSY	1	E
84	98	CM30-27397*B	1	CABLE ASSY	1	E
85	98	CM30-27398*B	1	CABLE ASSY	1	E
86	98	CM30-27399*B	1	CABLE ASSY	1	E
87	98	CM30-27401*B	1	CABLE ASSY	1	E
88	108	CM30-27404*B	1	CABLE ASSY	1	E
89	110	CM30-27404*B	2	CABLE ASSY	1	E
90	98	CM30-27405	1	CABLE ASSY	1	E
91	124,154	CM30-27407*C	2	CABLE ASSY	1	E
92	98	CM30-27408*A	1	CABLE ASSY	1	E
93	14,98	CM30-27540*B	1	CABLE ASSY	1	E
94	14	CM30-27541*A	1	CABLE ASSY	1	E
95	14	CM30-27542*B	1	CABLE ASSY	1	E
96	14	CM30-27543*B	1	CABLE ASSY	1	E
97	98	CM30-28255*B	1	CABLE ASSY	1	E
98	98	CM30-28820	1	CABLE ASSY	1	E
99	140,156,202	PM30-05371*B	1	CABLE ASSY	1	E
100	88	PM30-27301*B	1	FRONT END MECHA	1	E

GENERAL-PURPOSE SERVICE PARTS INDEX

No.	Page Listed	Part No.	G	Part Name	Q'ty	R
101	114,152,168,194	PM30-27311*C	1	PWB RACK MECHA	1	E
102	102	PM30-27371*H	1	MONITOR MECHA	1	E
103	128,150	PM30-27498*C	1	COVER-ASSY	1	E
104	106	PM30-27545	1	SPEAKER ASSY	1	E
105	106	PM30-27545	2	SPEAKER ASSY	1	E
106	98	PM30-28818	1	FILTERVH-C	1	E
107	134	PM30-29100	1	REAR-COVER-ASSY	1	E
108	128,150	WM30-27231*D	1	REAR-COVER	1	E
109	12	WM30-27444*A	1	PLATE	1	E
110	12	WM30-80007*B	1	REF-PANEL	1	E
111	128,150	YZC5321-01		BRACKET	4	E
112	28	YZF5028-01		CUSHION	1	E
113	104	YZF5039-01*A		NET	2	E

PWB ASSY INDEX

No.	Page Listed	Part No.	G	Part Name	Q'ty	R
1	88	BSM31-1313		SCHLEGEL	1	
2	188	BSM31-1512*C		DEM0D2	1	R
3	82	BSM31-1818*A		CK-CABLE	1	
4	24	PM30-26876*F	1	REF/NF	1	R
5	114,152,168,194	PM30-27210*G	1	DOP-CONT	1	R
6	168	PM30-27213*D	1	PULSER	2	R
7	114,152,168,194	PM30-27216*E	1	RPG	1	R
8	114,152,168,194	PM30-27217*I	1	IM	1	R
9	114,152,168,194	PM30-27223*G	1	CDSC	1	R
10	114,152,168,194	PM30-27224*E	2	RGB-CONV	1	R
11	114,152,168,194	PM30-27502*C	1	I/O CNN	1	R
12	62	PM30-27506*C	1	A-DISP	1	R
13	114,152,168,194	PM30-27507*J	1	T&R-CONT	1	R
14	114,152,168,194	PM30-27508*F	1	RECEIVER	1	R
15	88	PM30-27518*F	1	PBCONT	1	R
16	146	PM30-28018*G	1	PBSEL	1	R
17	70	PM30-28018*G	2	PBSEL	1	R
18	114,152,168,194	PM30-28066*G	1	DOP-IO	1	R
19	78,190	PM30-28251*A	1	DOP-ADAP	1	R
20	114,152,168,194	PM30-28351*B	1	DOP-PROC	1	R
21	76,146	PM30-28383*G	1	PULSER-H	2	R
22	188	PM30-28383*G	2	PULSER-H	1	R
23	188	PM30-28383*G	3	PULSER-H	1	R
24	82	PM30-28384*E	2	CW-RECEIVER	1	R
25	80	PM30-28385*B	1	PULECHO	1	R
26	82	PM30-28519	1	CWECHO	1	R
27	114,152,168,194	PM30-30204*D	1	CPU	1	R
28	114,152,168,194	PM30-30228*D	1	BDSC	1	R

VENDOR PARTS INDEX

No.	Page Listed	Part No.	G	Part Name	Q'ty	R
1	108,110	BSM30-3292		SPEAKER	1	E
2	22	BSM30-4716*C		SENSOR,PULSE	1	E
3	42	BSM30-4842		VCR CABLE	2	E
4	146,198	BSM30-5171*E		CABLE ARM	1	E
5	178	BSM30-5964*A		CABLE	1	E
6	22	BSM30-5998*A		CABLE	1	E
7	18	BSM30-6668		MESH-SLEEVE	1	E
8	54	BSM30-6854		FAN	1	E
9	22	BSM30-7264*C		SENSOR,	1	E
10	74	BSM30-7502*D		FLOPPY DISK	1	R
11	28	BSM30-8125*A		BAND	2	E
12	42	BSM30-8256*A		VCR CABLE(P)	1	E
13	42	BSM30-8257*A		VCR CABLE	1	E
14	38	BSM30-8259*A		CABLE ASSY	1	E
15	4,162,184	BSM30-8566*A		CABLE ARM	1	E
16	42	BSM30-8597		CABLE-ASSY	2	E
17	4	BSM30-9408		AIUM BOOK	1	
18	84,112	BSM30-9968		SCHLEGEL	1	
19	152,168	BSM31-0247*D		DEM0D1	1	R
20	86,148,196,204	BSM31-0269*G		POWER UNIT	1	R
21	164,192,206,208	BSM31-0270*G		POWER UNIT	1	R
22	186	BSM31-0363*C		ISOLATION TRANS	1	R
23	182	BSM31-0365*B		KIT1	1	
24	90	BSM31-0534*A		PBCNN	1	
25	98	BSM31-0540*A		COAX.FLAT CABLE	1	E
26	98	BSM31-0541*A		COAX.FLAT CABLE	1	E
27	98	BSM31-0552*D		CABLE	1	E
28	150	BSM31-0574*A		CASTER	4	E
29	128,150	BSM31-0575*B		HANDLE	1	E
30	34	BSM31-0669		AC CABLE	1	E
31	44	BSM31-0745*B		CASTER	4	
32	10	BSM31-1129		REF PWB	1	E
33	88	BSM31-1313		SCHLEGEL	1	
34	114,152,168,194	BSM31-1314		SCHLEGEL	1	E
35	112	BSM31-1315		SCHLEGEL	2	
36	16,56	BSM31-1319		SHIELD SLEEVE	1	
37	16,18,56	BSM31-1322*A		MAGIC TAPE	1	
38	112	BSM31-1324*A		MAGIC TAPE	1	
39	48	BSM31-1367		MOI/F-PWB	1	R
40	50	BSM31-1368*A		MO-DRIVE-UNIT	1	
41	32	BSM31-1374*A		CABLE CONTROL	1	E
42	98	BSM31-1396		AC CABLE	1	E
43	58	BSM31-1398		CASE	1	E
44	124,154	BSM31-1425		3.5"HDD(NEC)	1	
45	98	BSM31-1469*A		FILTER5V-C	1	E
46	80,188	BSM31-1512*C		DEM0D2	1	R
47	82	BSM31-1625*B		CW-CABLE	1	
48	166	BSM31-1689		CURRENT LIMITER	1	
49	76,146	BSM31-1691		CASE	1	
50	78,190	BSM31-1692*A		CASE	1	

VENDOR PARTS INDEX

No.	Page Listed	Part No.	G	Part Name	Q'ty	R
51	48	BSM31-1710		MO-DISK	1	C
52	128,150	BSM31-1780		FILTER	1	
53	186	BSM31-1784		FILTER	1	
54	82	BSM31-1818*A		CK-CABLE	1	
55	114,152,168,194	BSM31-1886		DBF	2	
56	84	BSM31-1942		LABEL-GR2	1	
57	84	BSM31-1943		LABEL-GR3	1	
58	114,152,168,194	BSM31-2049*B		PWB,TVP-PLUS	1	
59	114,152,168,194	BSM31-2422*A		MOTHER BOARD	1	
60	102	BSM31-2568		COLRO MONITOR	1	
61	94	BSM31-2581		PANEL UNIT/STD	1	
62	158	BSM31-2734		INSTALLER CD	1	
63	144	BSM31-2735		INSTALLER CD	1	
64	66	BSM32-0028*A		ADAPTOR, PROBE	1	
65	130	BSX73-0774-01		SCREW	6	
66	126	BSX74-0605*A		SCREW	4	