

RF-400CA

MABUCHI MOTOR
Precious metal-brush motors

OUTPUT : 0.04W~0.4W (APPROX)

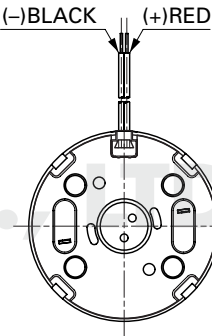
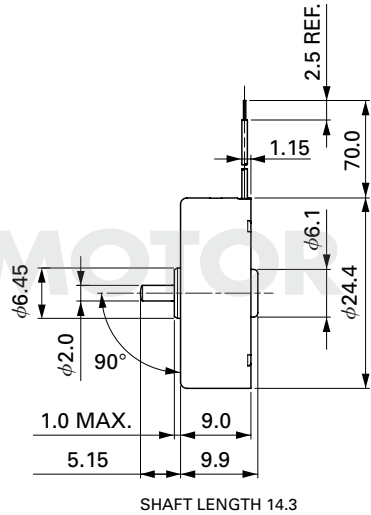
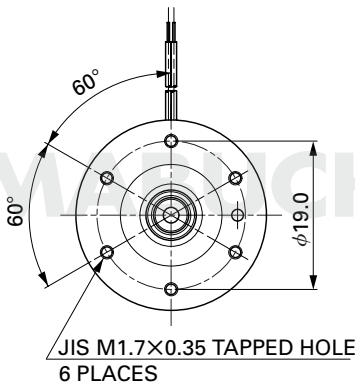
WEIGHT : 17g (APPROX)

Typical Applications Audio and Visual Equipment : Car CD Player

MODEL	VOLTAGE		NO LOAD		AT MAXIMUM EFFICIENCY					STALL		
	OPERATING RANGE	NOMINAL	SPEED r/min	CURRENT A	SPEED r/min	CURRENT A	TORQUE mN·m	TORQUE g·cm	OUTPUT W	TORQUE mN·m	TORQUE g·cm	CURRENT A
RF-400CA-12265	1~6	2V CONSTANT	4000	0.030	3070	0.099	0.25	2.6	0.080	1.08	11	0.33
RF-400CA-1D350	1~6	2V CONSTANT	3300	0.022	2460	0.065	0.21	2.1	0.054	0.82	8.4	0.19

Also available with terminals (without leadwires).

DIRECTION OF ROTATION



Usable machine screw length 1.1 max. from motor mounting surface.

UNIT: MILLIMETERS

